ΟΙ ΠΕΤΑΛΟΥΔΕΣ ΤΗΣ ΕΛΛΑΔΑΣ

Νέοι Χάρτες κατανομής των ειδών 3.3', Νέος Χάρτης 3.4', Νέος Χάρτης 4.15΄ και Νέος Χάρτης 4.16'

του Λάζαρου Ν. Παμπέρη

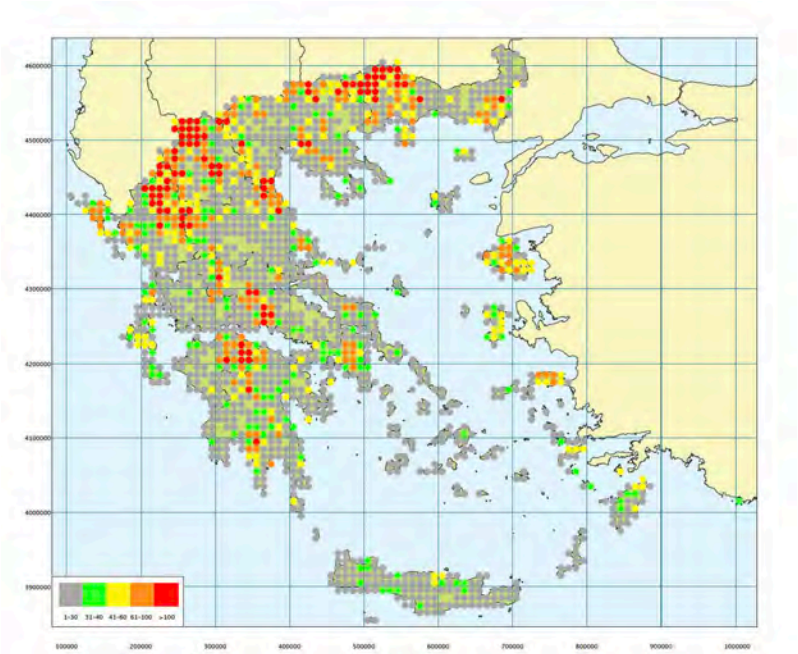

GGRS87

THE BUTTERFLIES OF GREECE

New Maps distribution of species 3.3', New Map 3.4', New Chart 4.15' and New Chart 4.16'

by Lazaros N. Pamperis

2026

ΠΡΟΛΟΓΟΣ

Στις επόμενες σελίδες παρουσιάζονται νέοι 236 χάρτες εξάπλωσης των ειδών δηλαδή οι Χάρτες 3.3΄ , νέος Χάρτης 4.15΄ (ανάλογος με αυτόν στην σελίδα 736 της δεύτερης έκδοσης του βιβλίου ΟΙ ΠΕΤΑΛΟΥΔΕΣ ΤΗΣ ΕΛΛΑΔΑΣ, 2009) και νέος Χάρτης 4.16΄ (στην σελίδα 738).
Οι νέοι αυτοί χάρτες έχουν συντεταγμένες του συστήματος GGRS87 και αφορούν συνολικά τις 1722 τοποθεσίες 10X10 km, που έχουν εξερευνηθεί. Για όλα τα είδη σημειώνεται στους Χάρτες 3.3΄ η AOO (Area Of Occupancy, 2X2Km) σε Km2.
Οι νέοι αυτοί Χάρτες προέρχονται και αυτοί από τις συνολικά 551660 καταγραφές για τις πεταλούδες της Ελλάδας, που συγκεντρώθηκαν μέχρι 31 XII 2025 (αντίστοιχα 265134 καταγραφές, το 2008).
Αυτή η αύξηση των καταγραφών οφείλεται στις προσωπικές εξερευνήσεις (από το 2008-2026) αλλά κυρίως στις δημοσιευμένες εργασίες σε εντομολογικά περιοδικά και στην αποστολή (μετά την δεύτερη έκδοση του βιβλίου) σχολίων και καταγραφών για τις πεταλούδες της Ελλάδας από πολλούς, από την Ελλάδα και το εξωτερικό, των οποίων τα ονόματα αναφέρονται παρακάτω. Σε όσους προσέφεραν τα σχόλια και όσους εμπιστεύθηκαν τις καταγραφές των, αφιερώνεται το παρόν μαζί με την ευγνωμοσύνη μου.
Επισημαίνεται η ανάρτηση πολλών φωτογραφιών και καταγραφών σε ιστοτόπους (μερικές διευθύνσεις των οποίων αναφέρονται παρακάτω) και ιδιαίτερα στην ομάδα του Facebook για τις πεταλούδες της Ελλάδας και της Κύπρου (Butterflies & Moths of Greece & Cyprus με 4211 μέλη την 20 XI 2025) στο http://www.facebook.com/groups/420659294633829/ .
Τώρα στην Ελλάδα υπάρχουν 236 είδη πεταλούδων σύμφωνα με το Wiemers et al (2018) στο https://doi.org/10.3897/zookeys.811.28712 και στο Zhang et al (2020) στο https://www.ncbi.nlm.nih.gov/pmc/articles/PMC8018707/
Οι αναφορές για την παρουσία των ειδών Thaleropis ionia (Καστελλόριζο), Deudorix livia (Αττική) και Hipparchia semele (Πελοπόννησος και Ιωάννινα) δεν έχουν επιβεβαιωθεί έως σήμερα.
Σε ορισμένες από τις σελίδες παρουσιάζονται, κατά περίπτωση εάν απαιτείται, και πρόσθετα διευκρινιστικά σχόλια και σύνδεσμοι (Links) για ιστοσελίδες με φωτογραφίες και λεπτομέρειες των φτερών, που προτείνονται ως χρήσιμες για αναγνώριση των ειδών με τις φωτογραφίες.
Για επιπλέον 165 νέες φωτογραφίες και περισσότερες λεπτομέρειες στο URL: https://www.pamperis.gr και στις 6 ελεύθερες εφαρμογές στο https://www.pamperis.gr/btf_site/ και στο https://www.pamperis.gr/recognition/index.html για την αυτόματη αναγνώριση των πεταλούδων.

Λάρισα 1 Ιανουαρίου 2026
Λάζαρος Ν. Παμπέρης

PREFACE

The new Maps 3.3′ (of distribution of species) are presented, the new Map 4.15′ (as in the page 736 of the second edition of the book THE BUTTERFLIES OF GREECE, 2009) and the new Chart 4.16′ (as in page 738).
The new Maps are made with coordinates in GGRS87, after in total 551660 records for the butterflies of Greece (till 31 XII 2025) for the 1722 investigated localities 10X10 km (compared to 265134 records, in 2008). For all species AOO (Area Of Occupancy 2X2Km) is noted on Maps 3.3′ in Km2.
This increase in records is made after personal investigations (from 2008-2026) and mainly after the many published papers in entomological magazines and the generous offer from many recorders (listed below) from Greece and abroad, who send comments and records for the butterflies of Greece. This update is dedicated to all those who offer their comments and send and trust to me their records; to all I express my gratitude.
A list with a number of sites (from which records for the butterflies of Greece were obtained) is presented; the existence of a group in Facebook for the Butterflies and Moths of Greece and Cyprus is also noted (with 4211 members at 20 XI 2025) in http://www.facebook.com/groups/420659294633829/ .
Now there are 236 species in Greece; see in Wiemers et al (2018) in https://doi.org/10.3897/zookeys.811.28712 and in Zhang et al (2020) in https://www.ncbi.nlm.nih.gov/pmc/articles/PMC8018707/
Reports on the presence of the species Thaleropis ionia (Kastellorizo), Deudorix livia (Attiki) and Hipparchia semele (Peloponnisos and Ioannina) has not been confirmed to date.
Additional comments are noted in some of the pages; also there are Links to web pages with photos anddetails of the wings, suggested for a correct identification from photos.
For 165 new photographs, 6 free applications and more details see in URL: https://www.pamperis.gr and in https://www.pamperis.gr/btf_site/ and in https://www.pamperis.gr/recognition/index.html for automatic recognition of butterflies.

Larissa 1 January 2026
Lazaros N. Pamperis

SELECTED SITES FROM WICH DATA FOR THE BUTTERFLIES OF GREECE WERE OBTAINED
ΕΠΙΛΕΓΜΕΝΟΙ ΙΣΤΟΤΟΠΟΙ ΑΠΟ ΤΟΥΣ ΟΠΟΙΟΥΣ ΑΝΤΛΗΘΗΚΑΝ ΚΑΤΑΓΡΑΦΕΣ ΓΙΑ ΤΙΣ ΠΕΤΑΛΟΥΔΕΣ ΤΗΣ ΕΛΛΑΔΑΣ

FLICKR http://www.flickr.com
Butterflies & Moths of Palaearctic Regions http://www.euroleps.ch
EUROPEAN INTERESTS GROUP https://butterfly-conservation.org/in-your-area/european-interests-group
FACEBOOK Butterflies & Moths of Greece & Cyprus http://www.facebook.com/groups/420659294633829/
GREENWINGS http://greenwings.co/
HOME OF EUROBUTTERFLIES http://www.eurobutterflies.com
HONEYGUIDE TOURS http://www.honeyguide.co.uk/
iNaturalist https://www.inaturalist.org
LEPIFORUM http://www.lepiforum.de/
NATURALIST http://www.naturalist.co.**uk**
NATURE LINK www.geocities.com/pelionnature/
NATURETREK https://www.naturetrek.co.uk/
OBSERVATION https://observation.org/
PROJECT NOAH https://www.projectnoah.org/
pyrgus.de http://www.pyrgus.de/index_en.php
SPARTIA WILDLIFE http://www.spatiawildlife.com/
ΔΙΚΤΥΟ ΕΡΕΥΝΗΤΩΝ ΠΕΡΙΒΑΛΛΟΝΤΟΣ http://62.38.203.210/natura/
ΘΡΑΚΙΚΟΣ ΗΛΕΚΤΡΟΝΙΚΟΣ ΘΗΣΑΥΡΟΣ http://www.xanthi.ilsp.gr/
ΜΟΥΣΕΙΟ ΓΟΥΛΑΝΔΡΗ ΦΥΣΙΚΗΣ ΙΣΤΟΡΙΑΣ http://www.gnhm.gr/
BUTTERFLIES of Crete https://butterfliesofcrete.com

και and
ΠΡΟΣΩΠΙΚΕΣ ΕΠΙΚΟΙΝΩΝΕΙΕΣ PERSONAL COMMUNICATIONS

ΑΒΡΙΘΗΣ ΑΝΤΩΝΙΟΣ - ΙΣΙΔΩΡΟΣ
ΑΓΑ ΑΝΤΩΝΙΑ
ΑΓΓΛΟΠΟΥΛΟΣ ΒΑΣΙΛΕΙΟΣ
ΑΓΡΑΦΙΩΤΗΣ ΔΗΜΗΤΡΙΟΣ
ΑΘΑΝΑΣΙΟΥ ΕΥΑΓΓΕΛΟΣ
ΑΛΕΞΙΟΥ ΣΩΤΗΡΗΣ
ΑΝΑΣΤΑΣΙΟΥ ΧΡΗΣΤΟΣ
ΑΝΔΡΙΟΠΟΥΛΟΣ ΠΑΥΛΟΣ
ΑΠΕΡΓΗ ΣΟΦΙΑ
ΑΦΟΡΔΑΚΟΣ ΓΙΩΡΓΟΣ
ΒΑΡΒΑΡΗΓΟΣ ΓΕΩΡΓΙΟΣ
ΒΑΣΙΛΕΙΑΔΗΣ ΔΙΟΝΥΣΗΣ
ΒΑΣΙΛΕΙΑΔΗΣ ΣΑΒΒΑΣ
ΒΑΣΙΛΕΙΟΥ ΑΝΑΣΤΑΣΙΟΣ
ΒΟΥΤΣΙΝΑ ΑΓΓΕΛΙΚΗ
ΓΑΒΑΛΑΣ ΓΙΑΝΝΗΣ
ΓΑΒΑΛΑΣ ΝΙΚΟΣ
ΓΑΛΑΝΗΣ ΕΛΕΥΘΕΡΙΟΣ
ΓΑΛΑΝΟΣ ΧΡΙΣΤΟΣ
ΓΕΩΡΓΑΣ ΣΤΕΦΑΝΟΣ
ΓΙΑΝΑΚΑ ΔΗΜΗΤΡΑ
ΓΙΑΝΝΑΚΟΠΟΥΛΟΥ ΣΩΤΗΡΙΑ
ΓΙΩΤΑΚΗΣ ΒΑΛΙΛΕΙΟΣ
ΓΚΙΟΚΑΣ ΣΤΕΦΑΝΟΣ
ΓΚΟΓΚΟΛΟΣ ΜΑΡΙΝΟΣ
ΓΟΥΣΙΑΣ ΒΑΣΙΛΗΣ
ΓΡΗΓΟΡΙΑΔΟΥ ΕΛΠΙΔΑ
ΔΑΛΑΓΙΩΡΓΟΣ ΠΑΝΑΓΙΩΤΗΣ
ΔΑΡΜΗΣ ΓΙΩΡΓΟΣ
ΔΗΜΑΔΗΣ ΧΡΗΣΤΟΣ
ΔΗΜΑΚΗ ΜΑΡΙΑ
ΔΗΜΟΥΛΕΑΣ ΤΖΑΝΕΤΟΣ
ΔΟΜΟΚΟΣ ΜΙΧΑΛΗΣ
ΔΡΑΖΙΝΟΣ ΔΗΜΗΤΡΙΟΣ
ΔΡΟΛΑΠΑ ΓΙΟΥΛΑ
ΕΛΑΦΡΟΠΟΥΛΟΣ ΑΘΑΝΑΣΙΟΣ
ΖΑΧΑΡΑΚΗΣ ΙΩΑΝΝΗΣ
ΖΑΧΑΡΑΚΗΣ ΜΙΧΑΛΗΣ
ΖΕΡΒΑΣ ΧΡΗΣΤΟΣ
ΖΩΓΡΑΦΟΥ ΚΩΝΣΤΑΝΤΙΝΑ
ΗΛΙΑΔΗΣ ΤΑΣΣΟΣ
ΘΑΝΟΠΟΥΛΟΣ ΡΟΙΚΟΣ
ΘΕΟΔΩΡΟΥ ΙΡΙΣ
ΘΕΟΔΩΡΑΚΟΠΟΥΛΟΥ ΔΗΜΗΤΡΑ
ΙΩΑΝΝΙΔΗΣ ΒΑΓΓΕΛΗΣ
ΙΩΑΝΝΙΔΗΣ ΒΑΣΙΛΗΣ
ΚΑΛΟΓΙΑΝΝΗΣ ΣΤΑΜΑΤΗΣ
ΚΑΖΙΛΑ ΕΛΕΑΝΑ
ΚΑΛΙΑΚΟΥΔΑΣ ΔΗΜΗΤΡΗΣ
ΚΑΛΟΓΙΑΝΝΗΣ ΣΤΑΜΑΤΗΣ
ΚΑΛΤΣΑΣ ΔΗΜΗΤΡΗΣ
ΚΑΛΤΣΟΥΝΗ ΕΛΕΥΘΕΡΙΑ
ΚΑΜΠΟΥΡΟΠΟΥΛΟΣ ΕΡΑΣΤΟΣ
ΚΑΝΕΛΙΔΟΥ ΑΝΝΑ
ΚΑΡΑΓΙΑΝΝΗ ΟΛΓΑ
ΚΑΡΑΜΠΙΛΑΣ ΛΕΥΤΕΡΗΣ
ΚΑΡΔΟΥΛΑΣ ΝΙΚΟΣ
ΚΑΣΣΑΒΕΤΗΣ ΣΤΕΡΓΙΟΣ
ΚΑΣΣΙΟΣ ΚΩΣΤΑΣ
ΚΑΤΗΣ ΑΛΕΞΑΝΔΡΟΣ
ΚΑΤΗ ΒΑΣΙΛΙΚΗ
ΚΑΤΣΑΟΥΝΗΣ ΑΠΟΣΤΟΛΟΣ
ΚΑΤΣΕΑΣ ΣΑΒΒΑΣ
ΚΑΦΚΑΛΕΤΖΟΥ ΝΤΙΕΖ ΑΡΤΕΜΙΣ
ΚΑΨΟΥΡΑΣ ΓΙΩΡΓΟΣ
ΚΛΕΙΔΑΡΑΣ ΧΡΗΣΤΟΣ
ΚΟΓΙΑΣ ΝΤΙΝΟΣ
ΚΟΛΛΙΑΣ ΤΑΣΟΣ
ΚΟΛΟΒΟΥ ΜΥΡΤΩ
ΚΟΜΗΝΑ ΣΤΕΛΛΑ
ΚΟΜΗΝΟΣ ΘΕΟΔΩΡΟΣ
ΚΟΝΤΑΚΟΣ ΔΗΜΗΤΡΗΣ
ΚΟΡΑΚΗΣ ΑΛΕΞΑΝΔΡΟΣ
ΚΟΥΡΤΗΣ ΧΑΡΙΛΑΟΣ
ΚΟΥΤΣΗΣ ΓΙΑΝΝΗΣ
ΚΟΥΤΣΟΓΙΑΝΝΟΠΟΥΛΟΣ ΔΑΥΙΔ
ΚΡΙΚΕΛΗ ΕΛΕΥΘΕΡΙΑ
ΚΥΡΙΑΖΗΣ ΝΙΚΟΛΑΟΣ
ΛΑΔΟΝΙΚΟΛΑ ΜΑΡΙΑ
ΛΑΦΡΑΝΧΗΣ ΑΝΤΩΝΗΣ
ΛΑΧΟΥΒΑΡΗΣ ΛΕΥΤΕΡΗΣ
ΛΕΙΒΑΔΙΩΤΗΣ ΧΕΝΟΦΩΝ
ΛΕΚΚΑ ΒΕΝΕΤΙΑ
ΛΕΚΚΑ ΡΟΥΛΑ
ΛΕΚΚΑΣ ΑΔΡΙΑΝΟΣ
ΛΕΚΚΑΣ ΒΑΣΙΛΗΣ
ΛΟΒΕΡΔΟΥ ΣΟΦΙΑ
ΛΟΥΚΑΣ ΔΗΜΗΤΡΗΣ
ΛΥΤΡΑΣ ΤΑΣΟΣ
ΜΙΧΑΣ ΙΩΑΝΝΗΣ
ΜΑΒΗΣ ΑΛΕΞΑΝΔΡΟΣ
ΜΑΓΛΑΡΑΣ ΑΘΑΝΑΣΙΟΣ
ΜΑΖΑΡΑΚΗΣ ΑΝΤΩΝΗΣ
ΜΑΚΡΗΣ ΧΡΙΣΤΟΔΟΥΛΟΣ
ΜΑΜΑΗΣ ΘΕΟΔΟΣΗΣ
ΜΑΡΑΚΗΣ ΝΙΚΟΣ
ΜΑΡΓΑΡΙΤΟΠΟΥΛΟΥ ΒΑΣΙΛΙΚΗ
ΜΑΡΚΟΠΟΥΛΟΣ ΔΗΜΗΤΡΗΣ
ΜΑΡΟΥΛΗΣ ΧΡΗΣΤΟΣ
ΜΑΣΤΟΡΑΚΗΣ ΑΝΤΩΝΗΣ
ΜΑΥΡΑΓΑΝΗ ΒΑΣΙΛΕΙΑ
ΜΗΡΤΣΙΟΥ ΚΑΤΕΡΙΝΑ
ΜΗΤΣΟΠΟΥΛΟΣ ΗΡΑΚΛΗΣ
ΜΗΤΣΟΠΟΥΛΟΥ ΙΟΛΗ
ΜΗΤΣΟΠΟΥΛΟΥ ΜΑΡΙΚΑ
ΜΙΝΑΧΕΙΛΗΣ ΚΩΣΤΑΣ
ΜΟΣΧΟΒΗΣ ΜΙΧΑΗΛ
ΜΠΑΙΡΑΚΤΑΡΗΣ ΧΡΥΣΟΣΤΟΜΟΣ
ΜΠΑΣΓΙΟΥΡΑΚΗΣ ΘΕΟΦΙΛΟΣ
ΜΠΕΣΙΟΣ ΚΩΝΣΤΑΝΤΙΝΟΣ
ΜΠΙΣΑ ΧΑΡΙΚΛΕΙΑ
ΜΠΟΡΜΠΟΥΔΑΚΗ ΚΑΛΛΙΟΠΗ
ΜΠΟΥΣΜΠΟΥΡΑΣ ΔΗΜΗΤΗΡΗΣ
ΝΟΥΤΣΙΑ ΝΙΚΗ
ΝΟΥΤΣΙΑΣ ΣΤΕΦΑΝΟΣ
ΝΑΚΑΣ ΗΛΙΑΣ
ΝΑΣΟΠΟΥΛΟΥ ΘΕΜΙΣ
ΝΕΖΗΣ ΝΙΚΟΣ
ΝΙΚΗΤΙΔΗΣ ΝΙΚΟΣ
ΝΙΚΟΜΑΝΗ ΑΛΕΞΙΑ
ΞΑΝΘΑΚΗΣ ΜΙΧΑΛΗΣ
ΞΕΝΟΣ ΒΑΓΓΕΛΗΣ
ΞΥΔΗ ΔΗΜΗΤΡΑ
ΠΑΛΑΙΟΣ ΠΑΝΟΣ
ΠΑΛΙΟΣ ΠΑΝΑΓΙΩΤΗΣ
ΠΑΝΟΥ ΕΛΕΝΗ
ΠΑΝΤΕΛΟΠΟΥΛΟΣ ΚΩΣΤΑΣ
ΠΑΠΑΔΗΜΗΤΡΙΟΥ ΕΥΑΓΓΕΛΟΣ
ΠΑΠΑΔΡΑΓΚΑ ΕΥΑΓΓΕΛΙΑ
ΠΑΠΑΝΔΡΙΝΟΠΟΥΛΟΣ
ΧΑΡΑΛΑΜΠΟΣ
ΠΑΠΑΝΔΡΟΠΟΥΛΟΣ Δ
ΠΑΠΑΝΙΚΟΛΑΟΥ ΑΘΑΝΑΣΙΟΣ
ΠΑΠΑΠΑΥΛΟΥ ΚΕΛΛΗ
ΠΑΠΑΧΑΤΖΗ ΠΟΛΥΞΕΝΗ
ΠΑΡΑΣΚΕΥΟΠΟΥΛΟΣ ΛΕΒ
ΠΕΤΡΙΝΟΣ ΚΩΝΣΤΑΝΤΙΝΟΣ
ΠΕΤΣΗΣ ΘΑΝΑΣΗΣ
ΠΟΥΓΑΔΑΚΗ ΚΡΥΣΤΑΛΛΕΝΙΑ
ΠΥΡΟΒΕΤΣΗΣ ΔΗΜΗΤΡΗΣ
ΡΗΓΟΝΙΑΝΝΗΣ ΠΑΝΑΓΙΩΤΗΣ
ΣΑΛΕΠΗ ΚΩΝΣΤΑΝΤΙΝΑ
ΣΑΛΛΑΣ ΧΡΗΣΤΟΣ
ΣΑΜΑΡΙΤΑΚΗΣ ΦΩΤΗΣ
ΣΙΑΓΚΟΥ ΙΩΑΝΝΑ
ΣΙΔΕΡΗ ΣΟΦΙΑ
ΣΙΤΣΑΝΗ ΧΑΡΑ
ΣΚΟΥΦΑΚΗΣ ΒΑΓΓΕΛΗΣ
ΣΟΦΙΛΑ ΝΙΚΟΛΕΤΤΑ
ΣΠΑΝΟΣ ΑΛΕΞΗΣ
ΣΠΑΝΟΣ ΑΝΤΩΝΗΣ
ΣΠΥΡΑΤΟΣ ΓΕΡΑΣΙΜΟΣ
ΣΠΥΡΙΔΑΚΙΣ ΓΕΩΡΓΙΟΣ
ΣΤΑΜΕΛΛΟΥ ΑΥΡΑ
ΣΤΑΥΡΙΔΗΣ ΣΤΑΥΡΟΣ
ΣΤΡΑΧΙΝΗΣ ΗΛΙΑΣ
ΣΥΚΑΣ ΒΑΣΙΛΗΣ
ΣΩΤΗΡΙΟΥ ΦΩΤΕΙΝΗ
ΤΑΜΒΑΚΑΣ ΚΩΣΤΑΣ
ΤΑΣΣΙΟΣ ΣΩΤΗΡΗΣ
ΤΖΑΝΟΓΙΩΡΓΗΣ ΔΗΜΗΤΡΗΣ
ΤΖΑΦΕΤΑΣ ΧΡΗΣΤΟΣ
ΤΖΑΧΕΙΛΑΣ ΔΗΜΗΤΡΙΟΣ
ΤΖΗΜΟΥΛΗΣ ΟΔΥΣΣΕΑΣ
ΤΖΩΡΤΖΑΚΑΚΗ ΟΛΓΑ
ΤΣΕΛΟΣ ΗΛΙΑΣ
ΤΣΙΡΙΔΗΣ ΑΛΕΞΑΝΔΡΟΣ
ΤΣΙΦΛΑΚΗΣ ΕΛΕΥΘΕΡΙΟΣ
ΤΣΟΥΚΛΕΙΔΗΣ ΓΕΩΡΓΙΟΣ
ΦΑΚΑΣ ΓΕΩΡΓΙΟΣ
ΦΑΤΣΕΑ ΣΤΑΥΡΟΥΛΑ
ΦΙΛΗΣ ΝΙΚΟΣ
ΦΟΥΝΤΟΥΛΗΣ ΧΡΥΣΟΣΤΟΜΟΣ
ΧΑΛΑΣΤΡΑΣ ΣΠΥΡΙΔΩΝ
ΧΑΛΚΙΑΔΑΚΗΣ ΠΕΤΡΟΣ
ΧΑΛΚΙΑΣ ΒΑΣΙΛΗΣ
ΧΑΤΖΗΑΘΑΝΑΣΙΟΥ ΓΙΑΝΝΗΣ
ΧΑΤΖΗΔΑΚΗΣ ΠΑΝΑΓΙΩΤΗΣ Ι
ΧΡΙΣΤΟΠΟΥΛΟΥ ΜΑΙΡΗ
ΧΡΙΣΤΟΦΙΔΗΣ ΓΙΑΝΝΗΣ
ΨΑΛΛΙΔΑΣ ΒΑΣΙΛΗΣ

ALBRECHT MARTIN
BAUDRAZ MICHEL
BEAUCKOMP PETER C
BERRY MATT
BESHKOV STOYAN
BONETTI ANDREA
BOWERS JOHN K
BOZANO GIAN
BROWN JOHN
BURRETT PETER
BYGATE PETER
CARPENTER ALAN
CHAULIAC ANDRE
COBB CHRIS
COUPE J.
COURCY WILLIAMS MICHAEL
COWAN PAUL
CREPIN M.P
CUVELIER SYLVAIN
DAHL MAGNUS
DARCEMONT CHRISTIAN
DIJON CATHERINE
DINCĂ VLAD
DOWDING JULIAN
DROUET ERIC
DUDLEY STEVE
DURDIN CHRIS
EDDIE JOHN
EDMUNDS HENRY. A
ELLIS SAM
FENN PATRICIA
FOLEY MICHAEL
FOWLES ANDRIAN P.
FOX KIM
FOX RITCHARD
FULLER MICHAEL
GATTI FRANCESCO
GIBSON CHRIS
GODDARD DAVID
GOETHALS VALERIE
GOOS WALTER
GREATOREX-DAVIES NICK
GRIFFIN DAVE
GUILFOYLE A.
HAATELA TARI
HABELER HEINZ
HALL D
HAPKA TAMAS
HARI THEIVAPRAKASHAM
HEAP JOHN
HULL MIKE
HUNT PETER
JORDAN JAN
JUTZELER DAVID
KAPPES EVA
KAPPES WULF
KOLEV ZDRAVKO
LAFRANCHIS TRISTAN
MAIER MARIO
MAJER JINDRICH
MANDZIEJEWICZ R.
MANN JOHN
MASON STEPHEN A
MAUNDER MIKE
MAZZEI PAOLO
McALLISTER JOHN
McALLISTER JOAN
MEREDITH GUY
MOORE DAVID
MURPHEY CHRIS
MOLGAARD MORTEN S
NABBE MARINA
NORBERT ULMAN
OISTEIN BERG
PALMI PAOLO
PEACE NIGEL
PERKINS ROGER
PETTERSSON LARS
PLOWMAN FRANCIS
PLOWMANE DAVE
POOT ROB
PRENTICE MIKE
PRINGLE GORDON
RAMEL GORDON
RAES DIRK
RAVIGLIONE MARIO
REYNOLDS W. J
RODGERS PETER
ROWLINGS MATTHEW
RUSSELL PETER
RUTHERFORD JAN
SALMON JOHN
SAVAGE LYNDON
SCARLAU ASTRID
SCHAIDER PAUL
SEEPMA HERRE
SELBY PAUL
SIOUX LEFTY
SMETHURST MIKE
SPENCER SIMON
SPEYBROEK JEROEN
SPILLER JOY
SPRUYTTE STEF
STANDRING KEVIN
STANLEY G. A.
STEUR JOEP
STUBGAARD JORGEN
SUTTON PETER
SVELKUTIS MICK
SZEKELY LEVENTE
TAYLOR MIKE
THOMPSON NEIL
THOMSON G.
THORSEN NIELS
TOLMAN TOM
TOWNSEND DENIS
TSHIKOLOVETS VADIM
ULMAN NORBERT
KAUNITZ ULF
van DOG JOHANNES
van HANS OOSTERHOUT
van SWAAY CHRIS
VEROVNIK RUDI
VLIEGENTHART ALBERT
VOSLAMBER BEREND
WAGENER SIGBERT P.
WATTS BERNARD
WICKMAN PER-OLOF
WIRTH ALEXANDER
WRIGHT DAVE
WYNNE IAN R
ZIEGLER HEINER

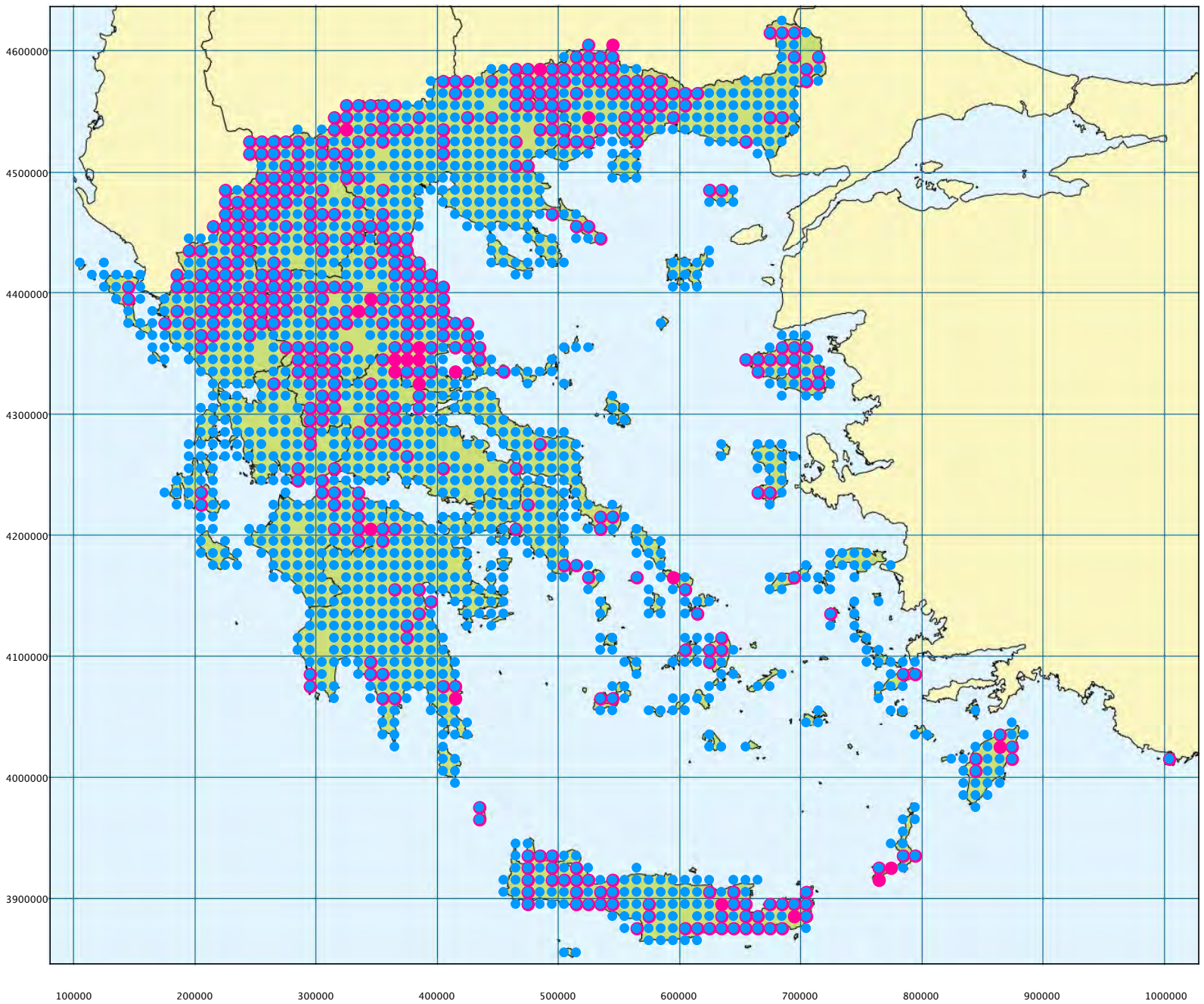

New Map 3.4
(update 2026) Investigated localities
for all species
Νέος Χάρτης 3.4
(επικαιροποίηση 2026)
Οι εξερευνηθείσες τοποθεσίες για όλα τα είδη

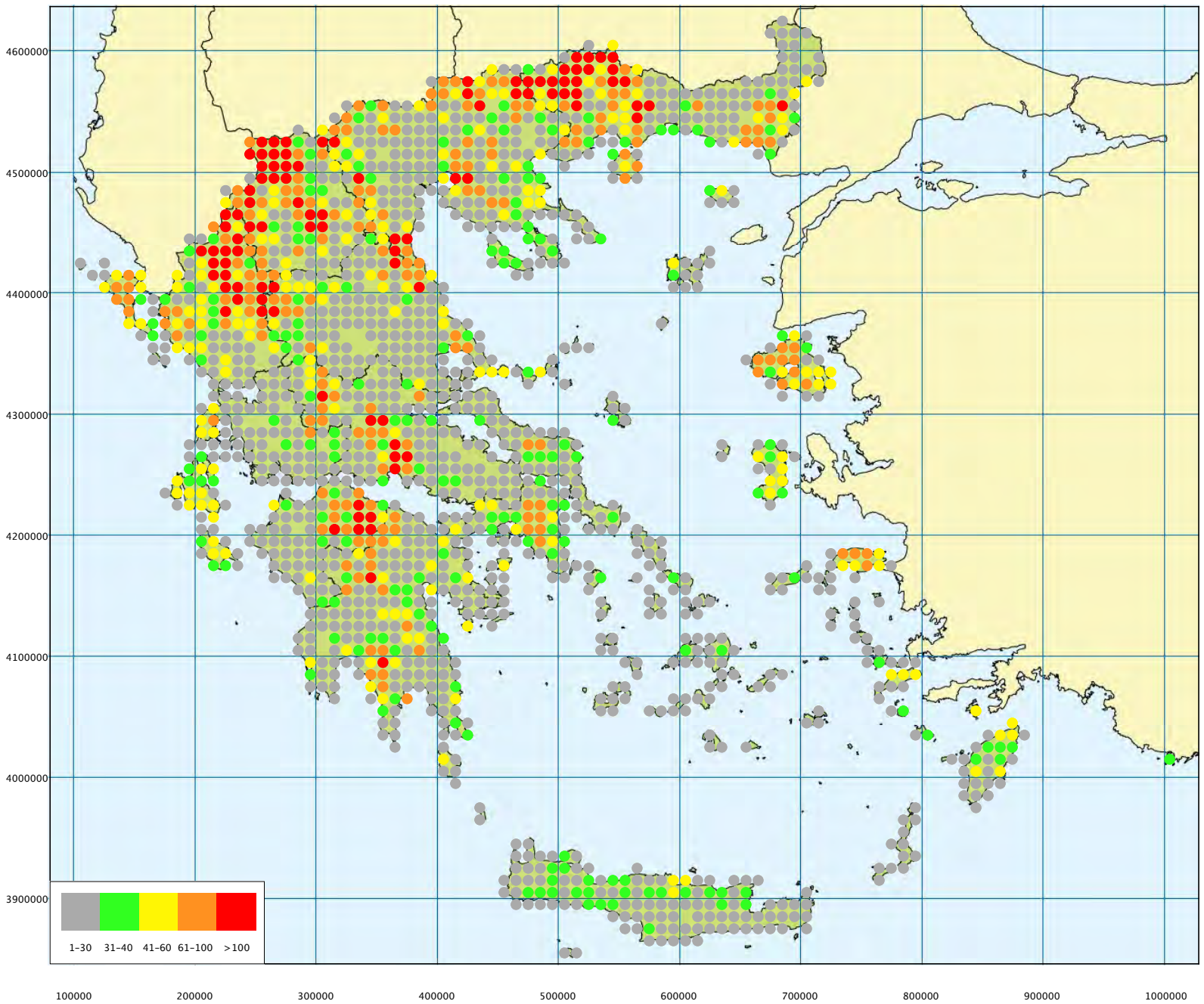

New Chart 4.15'
(update 2026 version in GGRS87)
Total number of species for all 1722 localities 10X10 km

Νέος Χάρτης 4.15'
(επικαιροποίηση 2025 με συντεταγμένες GGRS87)
Συνολικός αριθμός των ειδών για όλες τις 1722 τοποθεσίες 10X10 km

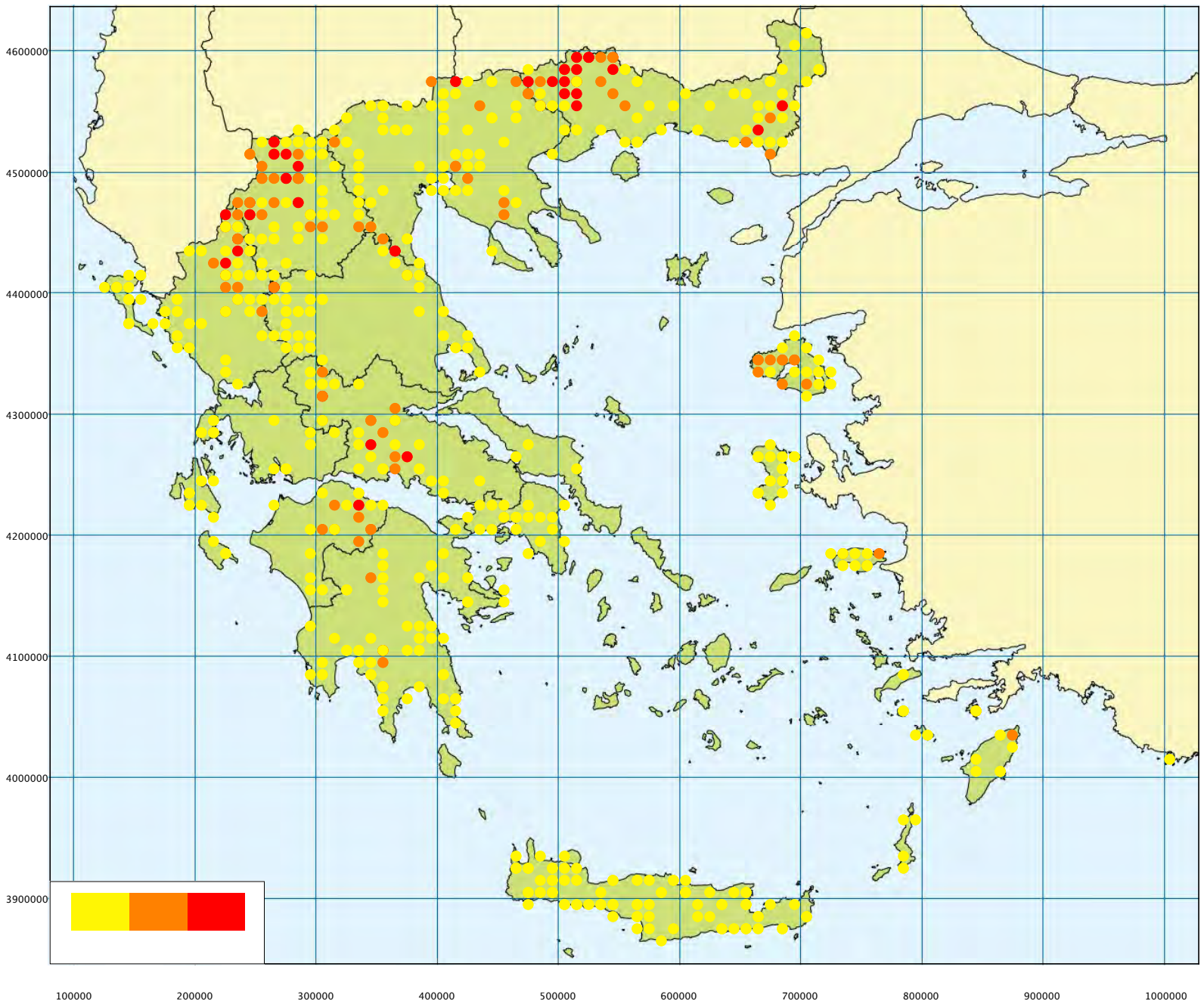

New Chart 4.16' (update 2026 version in GGRS87) Important butterfly areas in Greece

Νέος Χάρτης 4.16' (επικαιροποίηση 2026 με συντεταγμένες GGRS87) Σημαντικές περιοχές για τις πεταλούδες της Ελλάδας

Comments on the species distribution maps that follow
Σχόλια για τους χάρτες εξάπλωσης των ειδών που ακολουθούν

1. Endenic species/ Ενδημικά Είδη
    - *Zerynthia cretica*
    - *Kretania psylorita*
    - *Maniola chia*
    - *Hipparchia cretica*
    - *Coenonympha thyrsis*
    - *Hipparchia christenseni*
    - *Polyommatus timfristos*

2. Identification uncertain / Αμφίβολη αναγγνωριση
    - *Pieris napi*
    - *Pieris balcana*
    - *Colia erate*
    - *Leptidea sinapis*
    - *Leptidea juvernica*
    - *Melitaea athalia*
    - *Melitaea aurelia*
    - *Hipparchia senthes*
    - *Hipparchia volgensis*
    - *Pyrgus alveus*
    - *Pyrgus armoricanus*
    - *Muschampia orientalis*
    - *Muschampia floccifera*

3. Species reported only once / είδη που αναφέρθηκαν μόνον μια φορά.
    - *Thaleropis ionia*
    - *Deudorix livia*
    - *Hipparchia semele*

4. *Polyommatus ripartii*
    - As published by VISHNEVSKAYA MS, SAIFITDINOVA AF, LUKHTANOV VA (2016): Karyosystematics and molecular taxonomy of the anomalous blue butterflies (Lepidoptera, Lycaenidae) from the Balkan Peninsula. Comparative Cytogenetics 10(5): 1–85. https://doi.org/10.3897/ CompCytogen.v10i5.10944, the new endemic species Polyommatus timfristos was found in Mt Paranssos and Mt Tymfristos, very similar (in external characters) to P. ripartii. All records of P. ripartii, in this map, should be revised because of the possibility that new cryptic species is hidden.
    - Όπως δημοσιεύθηκε στο VISHNEVSKAYA MS, SAIFITDINOVA AF, LUKHTANOV VA (2016): Karyosystematics and molecular taxonomy of the anomalous blue butterflies (Lepidoptera, Lycaenidae) from the Balkan Peninsula. Comparative Cytogenetics 10(5): 1–85. https://

doi.org/10.3897/ CompCytogen.v10i5.10944, το νέο είδος Polyommatus timfristos βρέθηκε στα βουνά Παρνασσός και Τυμφρηστός, το οποίο είναι πάρα πολύ όμοιο με το P. ripartii (στα εξωτερικά χαρακτηριστικά). Όλες οι καταγραφές του P. ripartii, σε αυτόν τον χάρτη, θα πρέπει να επανεξεταστούν επειδή υπάρχει η πιθανότητα να υπάρχουν και άλλα κρυπτικά είδη.

5. *Polyommatus aroaniensis*
   - It was published recently [by Parmentier L, Vila R, Lukhtanov V (2022) Integrative analysis reveals cryptic speciation linked to habitat differentiation within Albanian populations of the anomalous blues (Lepidoptera, Lycaenidae, Polyommatus Latreille, 1804). Comparative Cytogenetics 16(4): 211-242. https://doi.org/10.3897/ CompCytogen.v16.i4.90558] that a new cryptic species Polyommatus lurae was found in Albania, very similar (in external characters) to P. orphicus eleniae and P. aroaniensis. All records of P. aroaniensis, in this map, should be revised because of the possibility that new cryptic species is hidden.
   - Δημοσιεύθηκε πρόσφατα [στο Parmentier L, Vila R, Lukhtanov V (2022) Integrative analysis reveals crypticspeciation linked to habitat differentiation within Albanian populations of the anomalous blues (Lepidoptera, Lycaenidae, Polyommatus Latreille, 1804). Comparative Cytogenetics 16(4): 211-242. https://doi.org/10.3897/ CompCytogen.v16.i4.90558] ότι ενα νέο είδος το Polyommatus lurae βρέθηκε στην Αλβανια, το οποίο είναι πάρα πολύ όμοιο με τα P. orphicus eleniae και P. aroaniensis. Όλες οι καταγραφές του P. aroaniensis, σε αυτόν τον χάρτη πρέπει να επανεξεταστούν επειδή υπάρχει η πιθανότητα να υπάρχουν κρυπτικά είδη.

6. *Polyommatus orphicus*

   - Polyommatus orphicus eleniae, a new subspecies as suggested by VISHNEVSKAYA MS, SAIFITDINOVA AF, LUKHTANOV VA (2016): Karyosystematics and molecular taxonomy of the anomalous blue butterflies (Lepidoptera, Lycaenidae) from the Balkan Peninsula. Comparative Cytogenetics 10(5): 1– 85. https://doi.org/10.3897/ CompCytogen.v10i5.10944. Very similar to P. aroaniensis; see photos of P. eleniae in pages 296–297 of the book the Butterflies of Greece (2009).
   - Polyommatus orphicus eleniae, το οποίο έχει προταθεί με το VISHNEVSKAYA MS, SAIFITDINOVA AF, LUKHTANOV VA (2016): Karyosystematics and molecular taxonomy of the anomalous blue butterflies (Lepidoptera, Lycaenidae) from the Balkan Peninsula. Comparative Cytogenetics 10(5): 1–85. https://doi.org/10.3897/ CompCytogen.v10i5.10944. Μεγάλη ομοιότητα με το P. aroaniensis. Δέστε για φωτογραφίες του P. eleniae, στις σελίδες 296–297 του βιβλίου Οι Πεταλούδες της Ελλάδας (2009).

7. See more details for several species in the next page or in / Δες περισσότερες λεπτομέρειες για τα είδη στην επόμενη σελίδα ή στο https://pamperis.gr/butterflies-of-greece/

Pieris napi/balcana complex
Colias crocea/erate complex
Lepidea sinapis/juvernica complex
Plebejus argus/idas/argyrognomon complex
Polyommatus ripartii/timfristos complex
Melitaea athalia/aurelia complex
Hipparchia fagi/syriaca complex
Hipparchia senthes/volgensis/cretica/christenseni/mersina complex
Pseudochazara anthelea/amalthea complex
Maniola telmessia/chia/hallicarnassus complex
Gegenes pumilio/nostrodamus complex
Pyrgus armoricanus/alveus complex
Muschampia alta/proteides complex
Muschampia orientalis/floccifera complex

Thymelicus sylvestris, Thymelicus hyrax, Thymelicus lineola, Thymelicus acteon
Melitaea didyma, Melitaea trivia
Hipparchia fatua, Hipparchia statilinus
Hyponephele lupina, Hyponephele lycaon
Lasiommata maera, Lasiommata megera, Lasiommata petropolitana
Melitaea phoebe, Melitaea ornata
Polyommatus escheri, Polyommatus thersites
Polyommatus icarus, Polyommatus eros
Aricia agestis, Aricia artaxerxes, Aricia anteros
Lysandra coridon, Lysandra bellargus
Gonepteryx
Pyrgus
Carcharodus
Muschampia
Lycaena
Pseudochazara
Colias alfacariensis, Colias crocea
Erebia neleus, Erebia ottomana

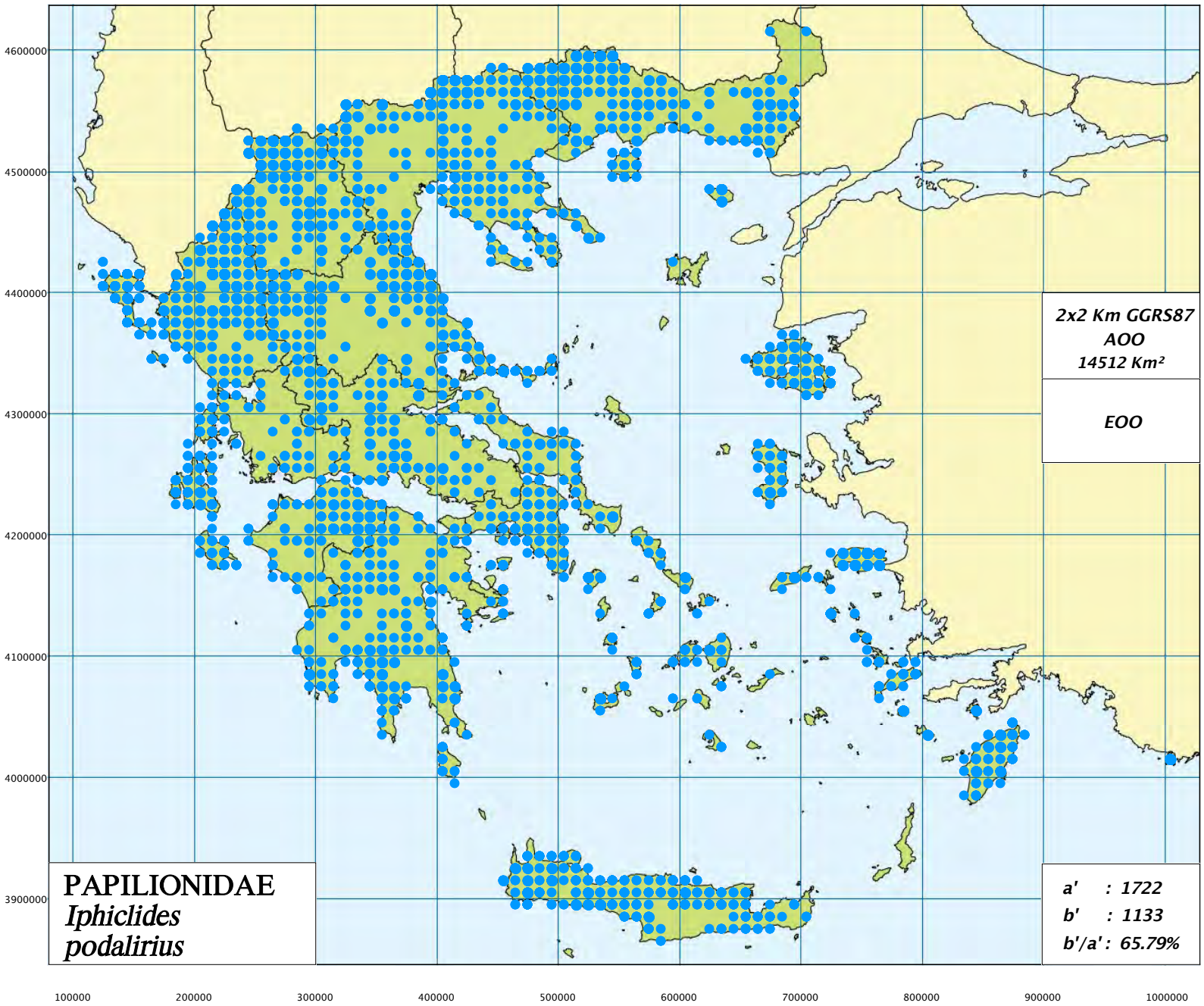
4600000
4500000
4400000
4300000
4200000
4100000
4000000
3900000
100000
200000
300000
400000
500000
600000
700000
800000
900000
1000000
2x2 Km GGRS87
AOO
14512 Km²
EOO
PAPILIONIDAE
Iphiclides
podalirius
a' : 1722
b' : 1133
b'/a' : 65.79%

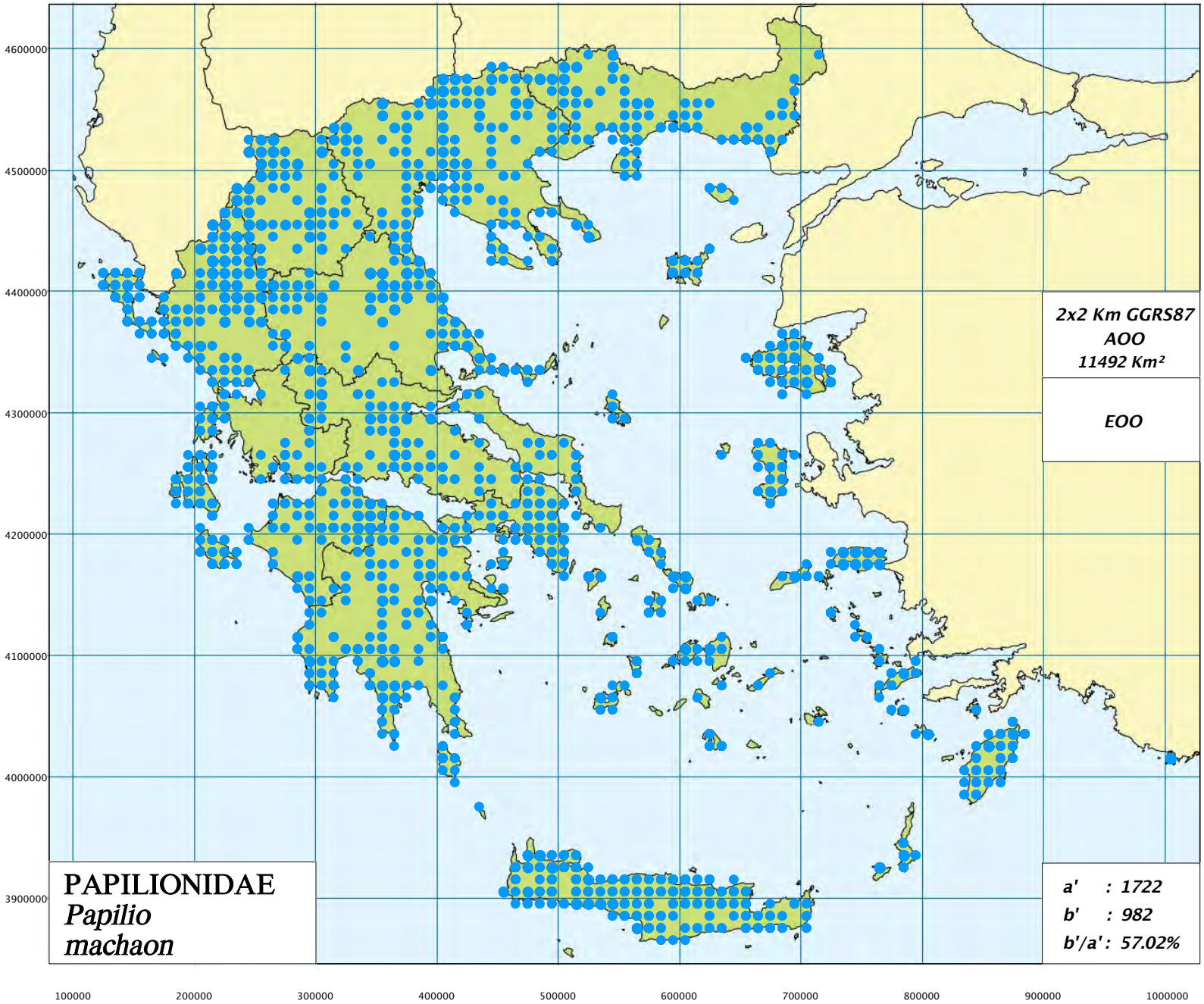
4600000
4500000
4400000
4300000
4200000
4100000
4000000
3900000
100000
200000
300000
400000
500000
600000
700000
800000
900000
1000000
2x2 Km GGRS87
AOO
11492 Km²
EOO
PAPILIONIDAE
Papilio
machaon
a' : 1722
b' : 982
b'/a' : 57.02%

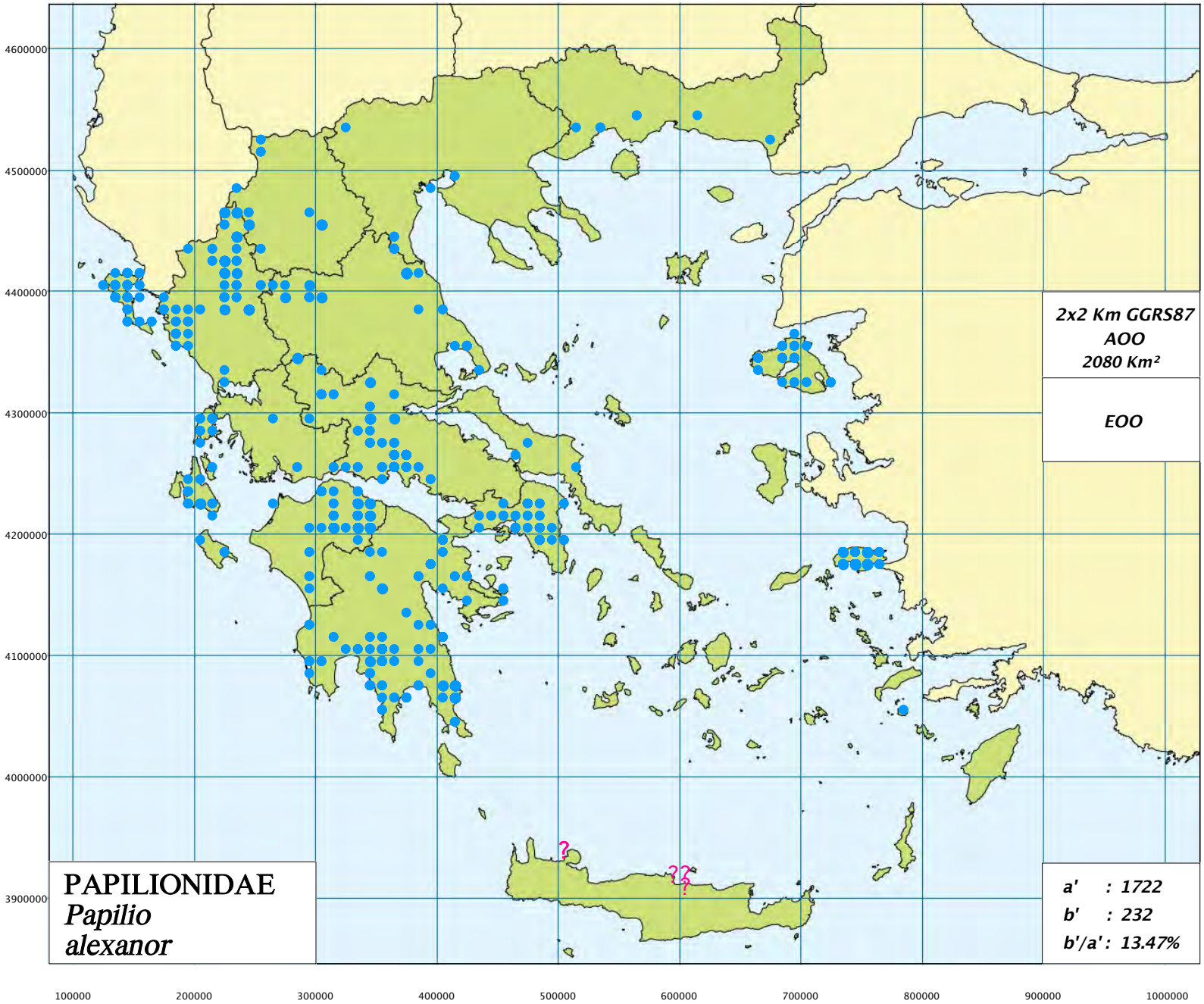
4600000
4500000
4400000
4300000
4200000
4100000
4000000
3900000
100000
200000
300000
400000
500000
600000
700000
800000
900000
1000000
2x2 Km GGRS87
AOO
2080 Km²
EOO
PAPILIONIDAE
Papilio
alexanor
a' : 1722
b' : 232
b'/a' : 13.47%

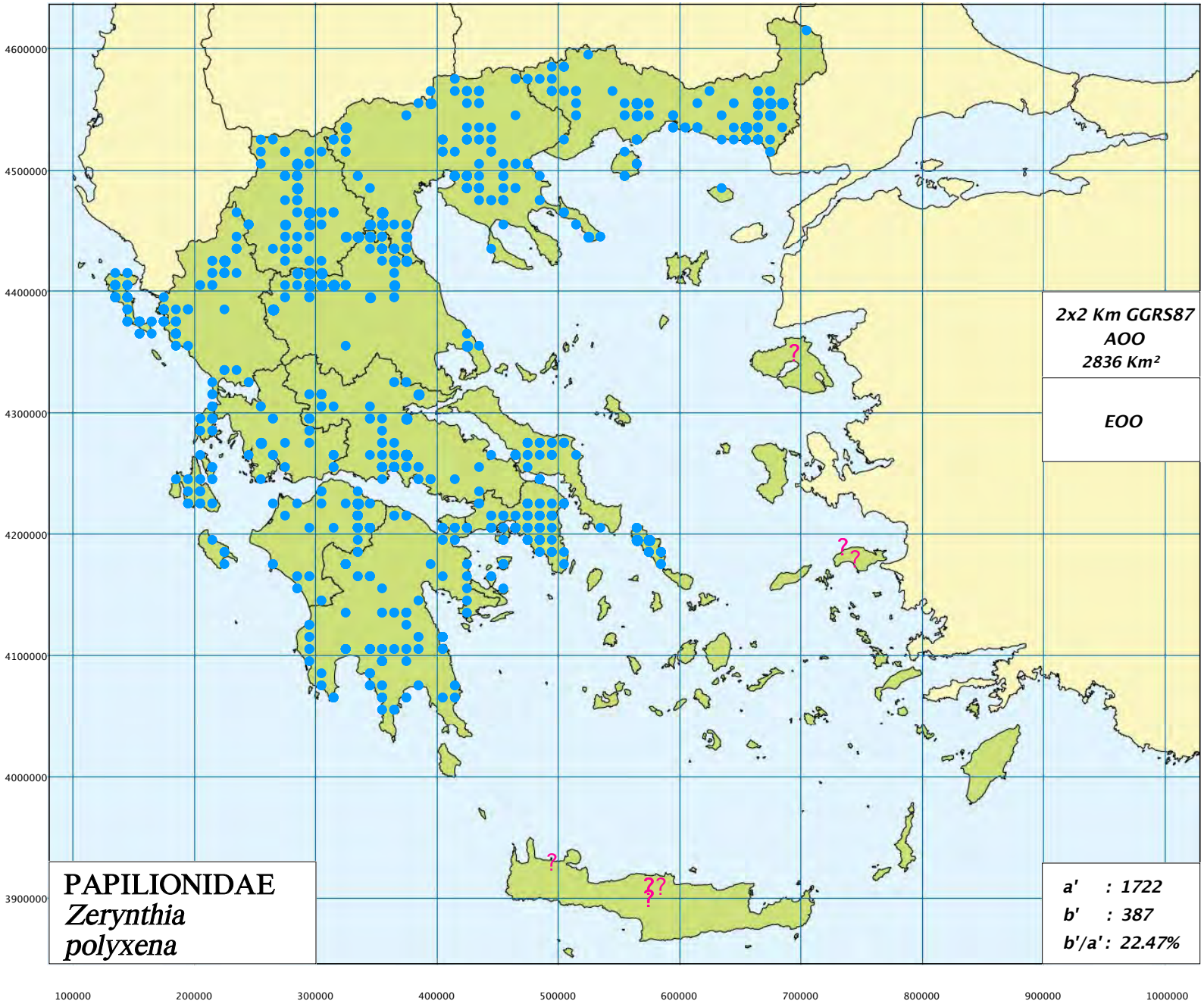
4600000
4500000
4400000
4300000
4200000
4100000
4000000
3900000
100000
200000
300000
400000
500000
600000
700000
800000
900000
1000000
2x2 Km GGRS87
AOO
2836 Km²
EOO
PAPILIONIDAE
Zerynthia
polyxena
a' : 1722
b' : 387
b'/a' : 22.47%

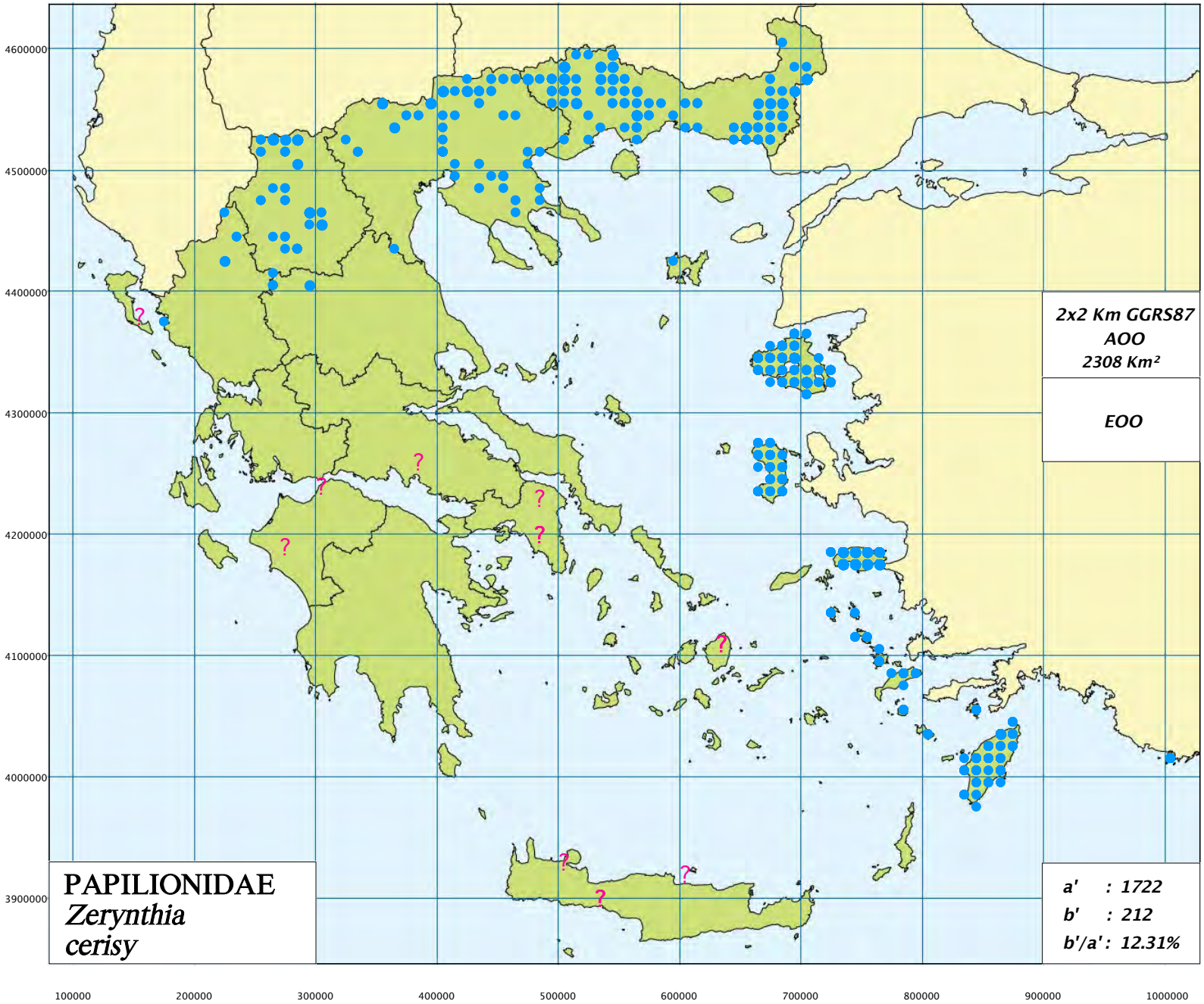
4600000
4500000
4400000
4300000
4200000
4100000
4000000
3900000
100000
200000
300000
400000
500000
600000
700000
800000
900000
1000000
2x2 Km GGRS87
AOO
2308 Km²
EOO
PAPILIONIDAE
Zerynthia
cerisy
a' : 1722
b' : 212
b'/a' : 12.31%

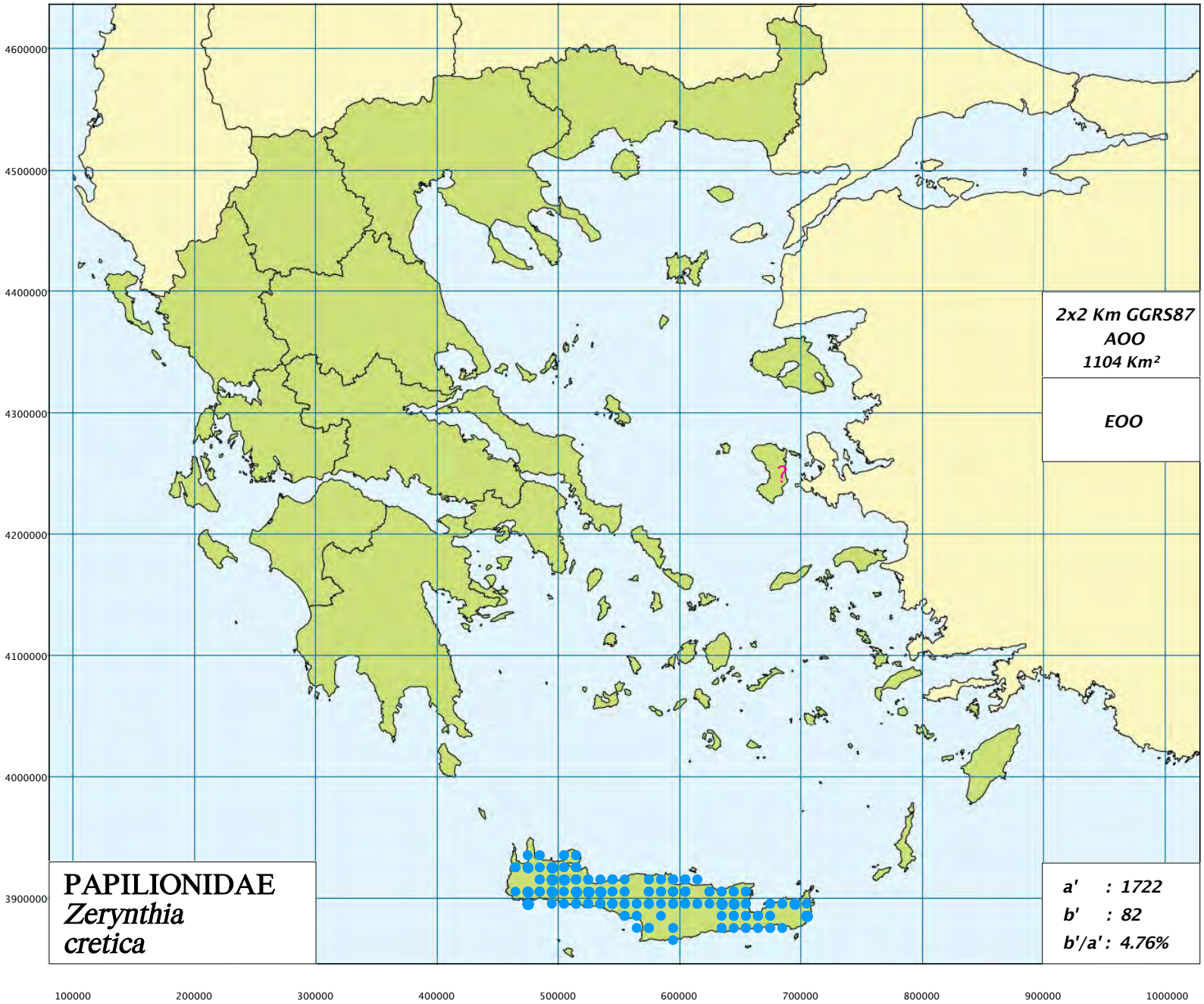
4600000
4500000
4400000
4300000
4200000
4100000
4000000
3900000
100000
200000
300000
400000
500000
600000
700000
800000
900000
1000000
2x2 Km GGRS87
AOO
1104 Km²
EOO
PAPILIONIDAE
Zerynthia
cretica
a' : 1722
b' : 82
b'/a' : 4.76%

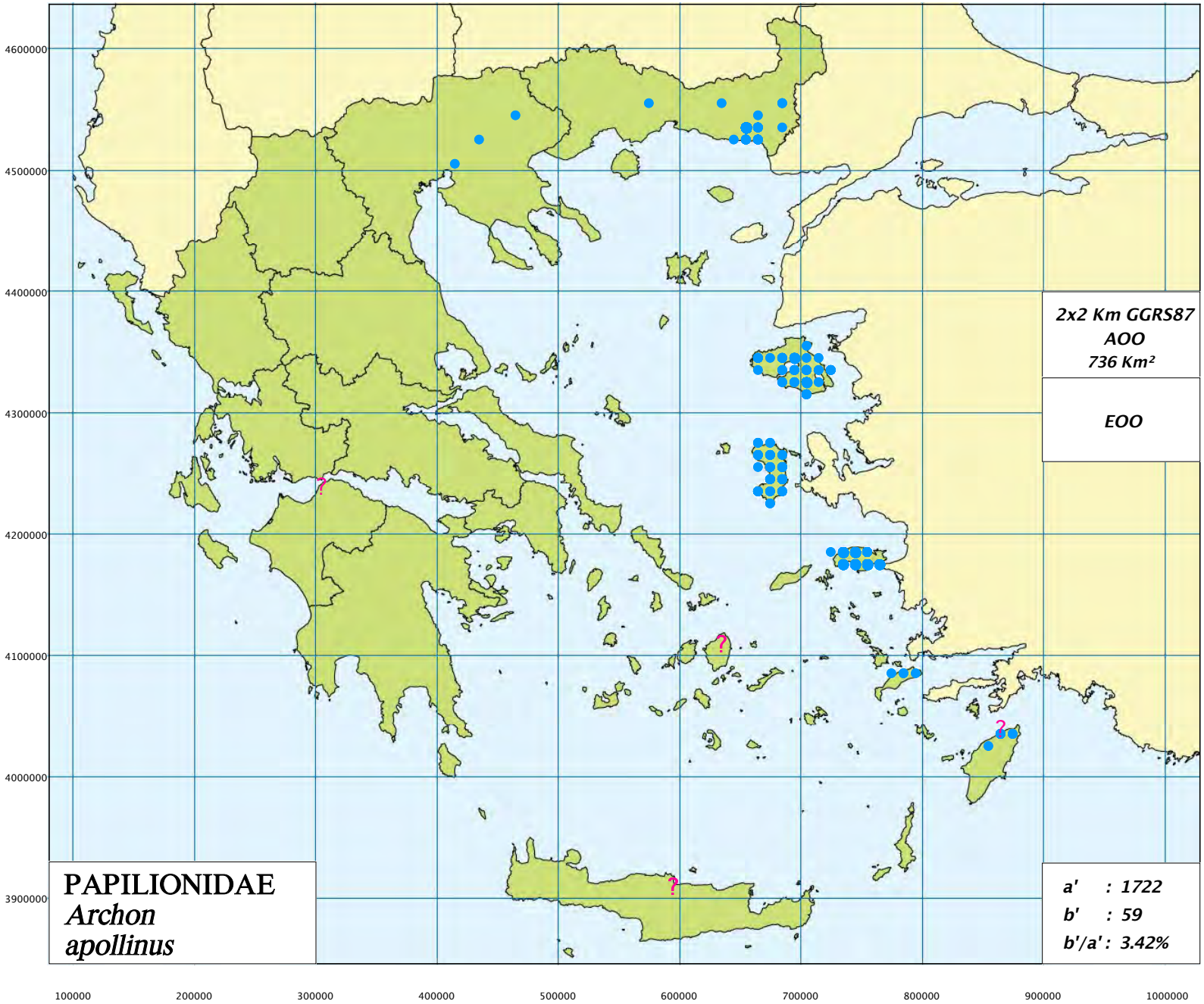
4600000
4500000
4400000
4300000
4200000
4100000
4000000
3900000
100000
200000
300000
400000
500000
600000
700000
800000
900000
1000000
2x2 Km GGRS87
AOO
736 Km²
EOO
PAPILIONIDAE
Archon
apollinus
a' : 1722
b' : 59
b'/a' : 3.42%

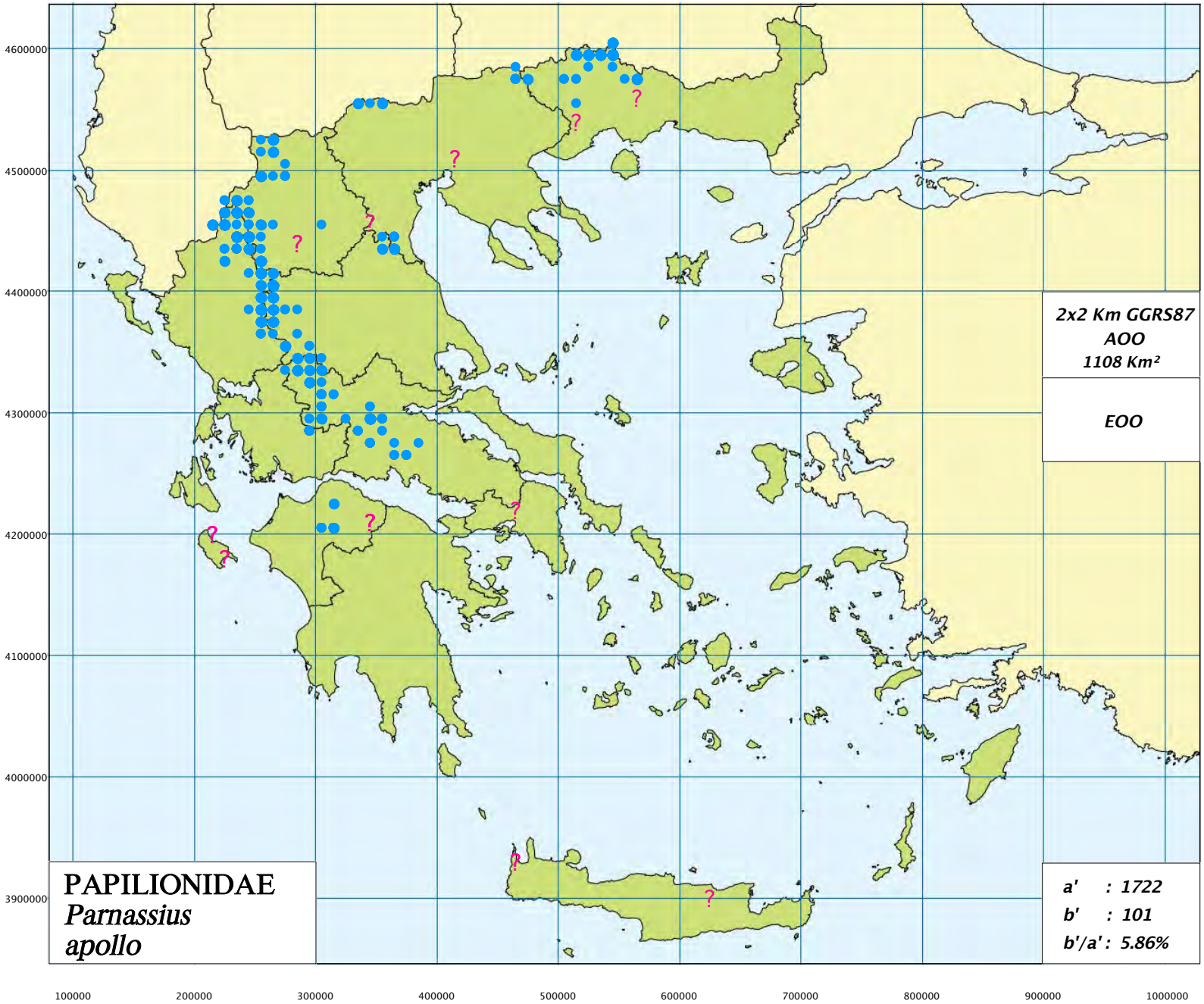
4600000
4500000
4400000
4300000
4200000
4100000
4000000
3900000
100000
200000
300000
400000
500000
600000
700000
800000
900000
1000000
2x2 Km GGRS87
AOO
1108 Km²
EOO
PAPILIONIDAE
Parnassius
apollo
a' : 1722
b' : 101
b'/a' : 5.86%

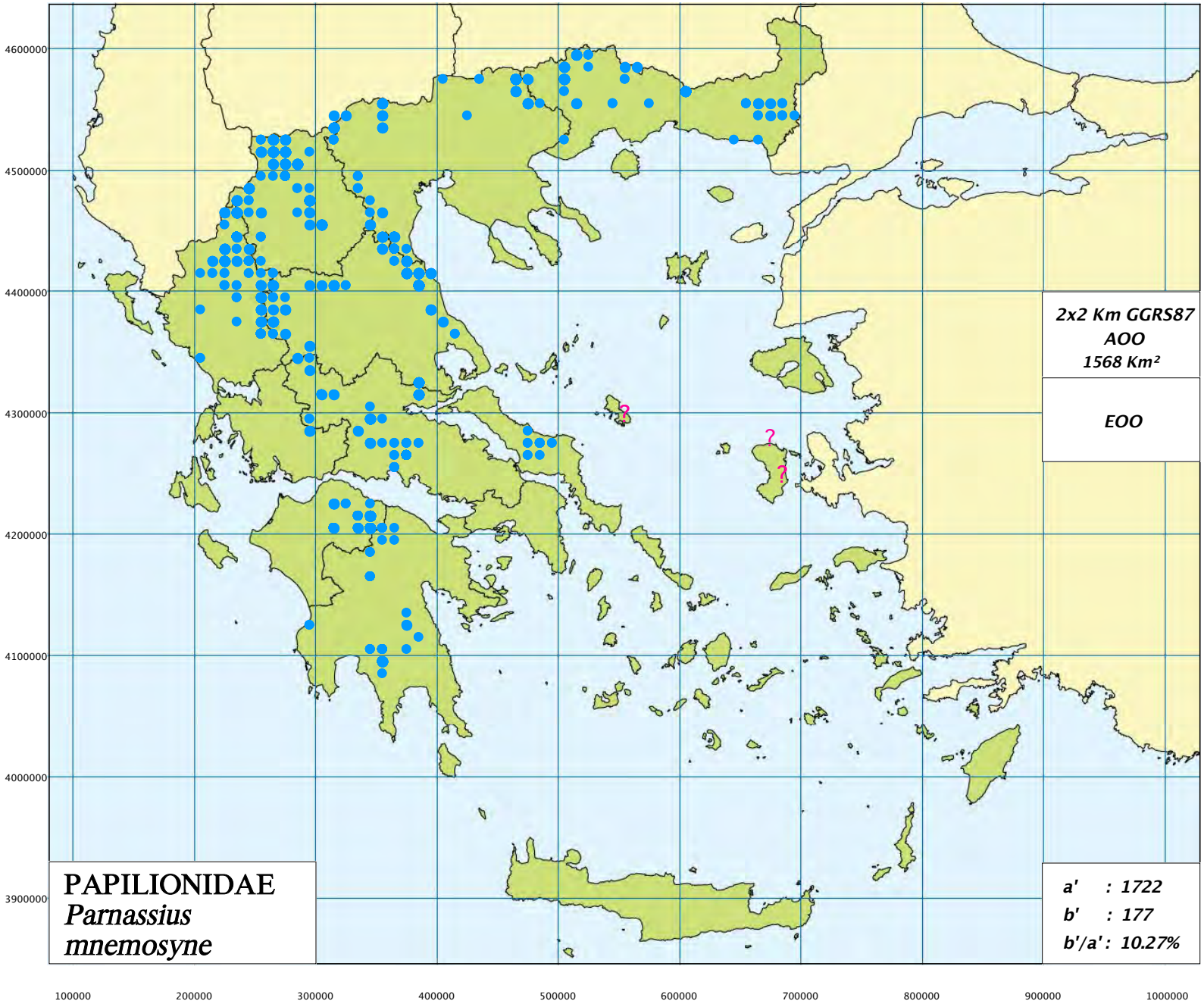
4600000
4500000
4400000
4300000
4200000
4100000
4000000
3900000
100000
200000
300000
400000
500000
600000
700000
800000
900000
1000000
2x2 Km GGRS87
AOO
1568 Km²
EOO
PAPILIONIDAE
Parnassius
mnemosyne
a' : 1722
b' : 177
b'/a' : 10.27%

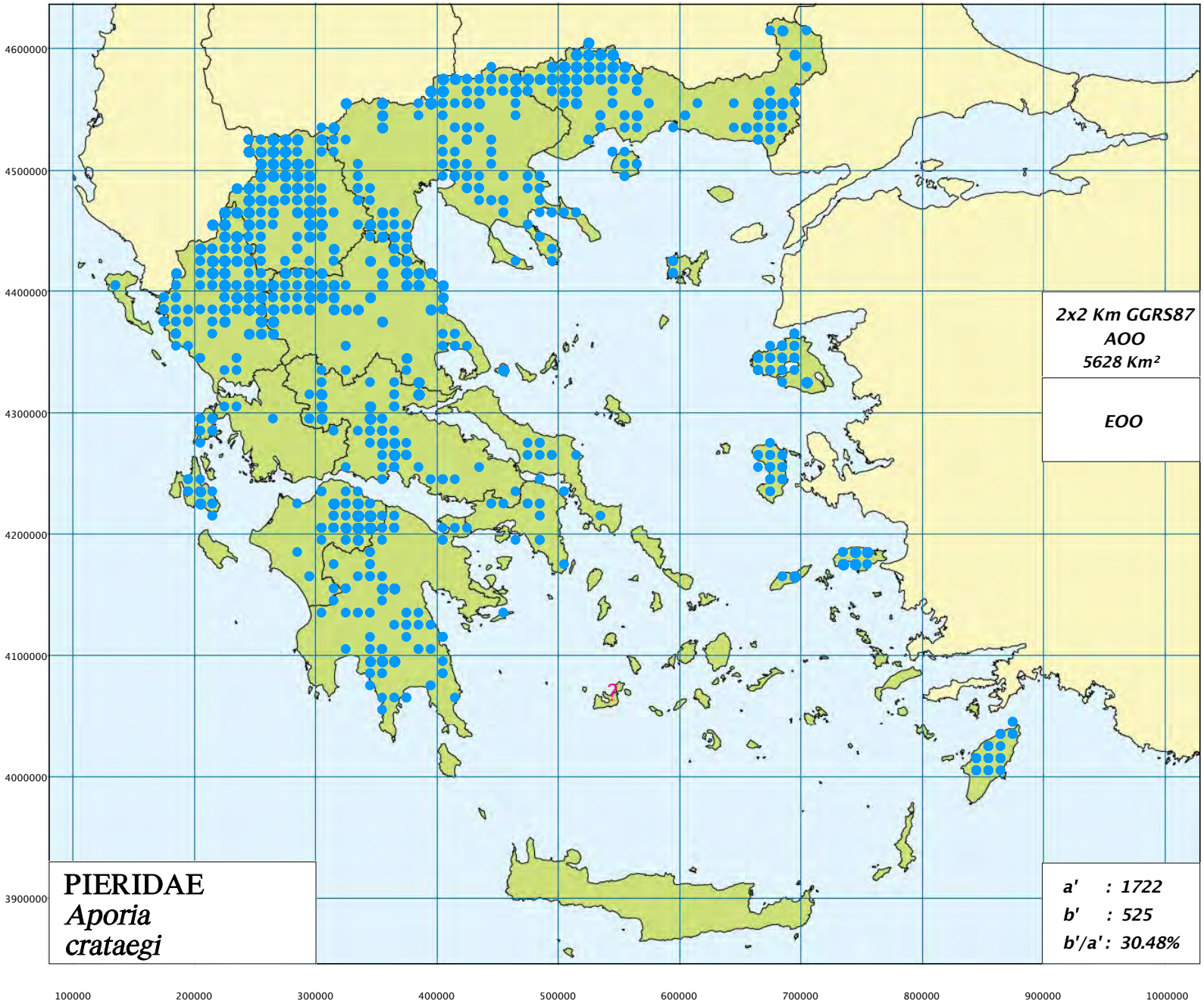
4600000
4500000
4400000
4300000
4200000
4100000
4000000
3900000
100000
200000
300000
400000
500000
600000
700000
800000
900000
1000000
2x2 Km GGRS87
AOO
5628 Km²
EOO
PIERIDAE
Aporia
crataegi
a' : 1722
b' : 525
b'/a' : 30.48%

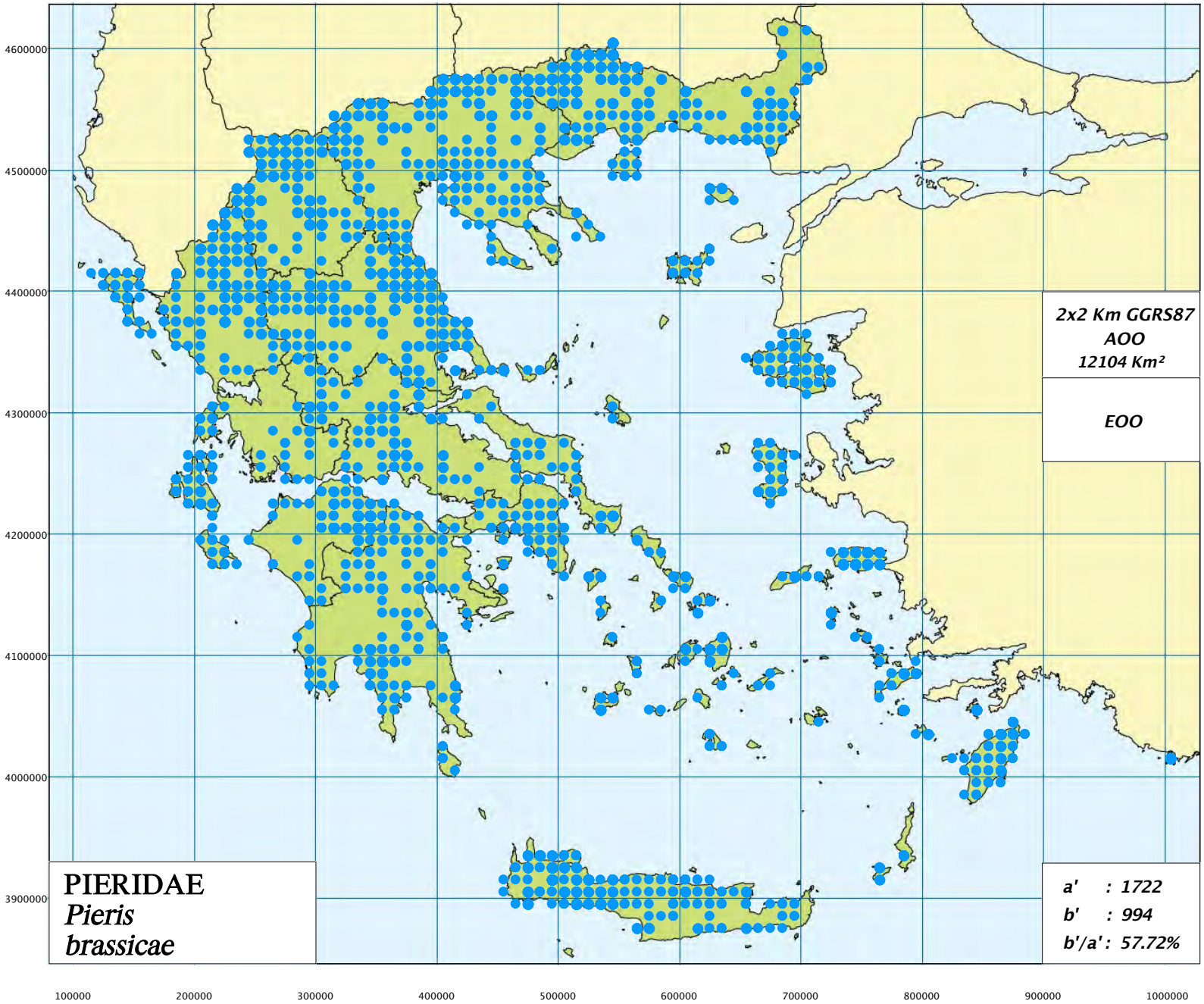
4600000
4500000
4400000
4300000
4200000
4100000
4000000
3900000
100000
200000
300000
400000
500000
600000
700000
800000
900000
1000000
2x2 Km GGRS87
AOO
12104 Km²
EOO
PIERIDAE
Pieris
brassicae
a' : 1722
b' : 994
b'/a' : 57.72%

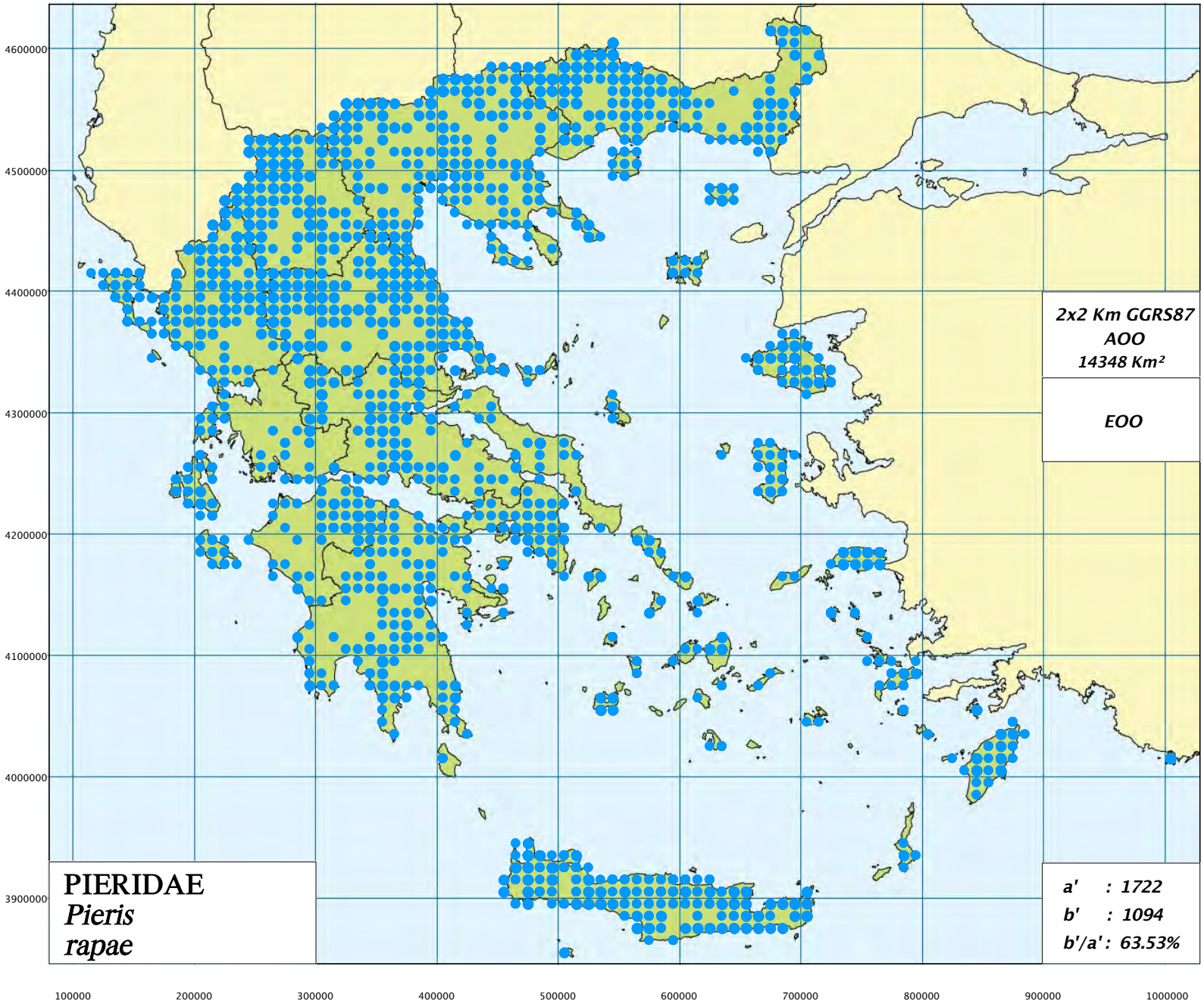
4600000
4500000
4400000
4300000
4200000
4100000
4000000
3900000
100000
200000
300000
400000
500000
600000
700000
800000
900000
1000000
2x2 Km GGRS87
AOO
14348 Km²
EOO
PIERIDAE
Pieris
rapae
a' : 1722
b' : 1094
b'/a' : 63.53%

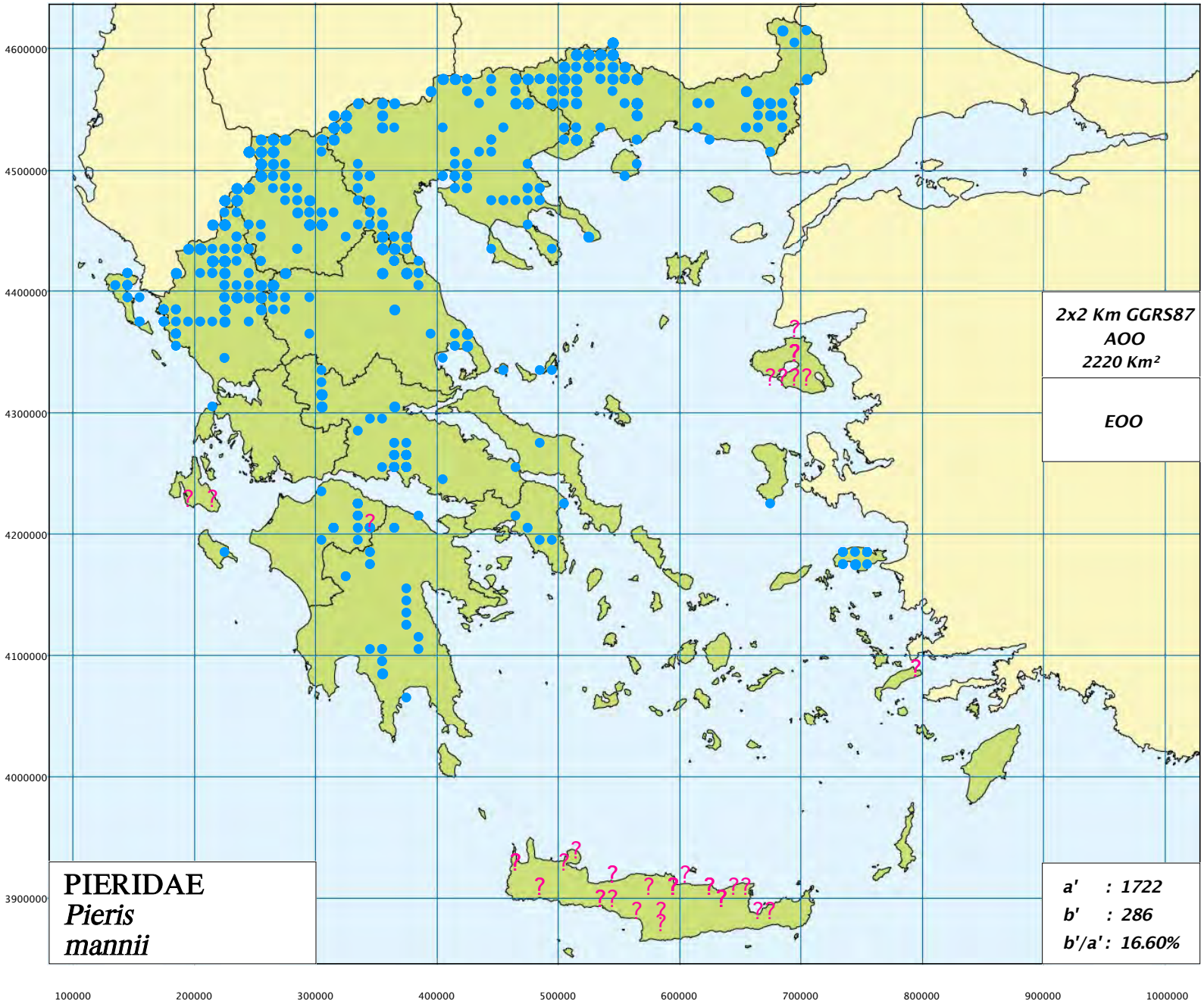
4600000
4500000
4400000
4300000
4200000
4100000
4000000
3900000
100000
200000
300000
400000
500000
600000
700000
800000
900000
1000000
2x2 Km GGRS87
AOO
2220 Km²
EOO
PIERIDAE
Pieris
mannii
a' : 1722
b' : 286
b'/a' : 16.60%

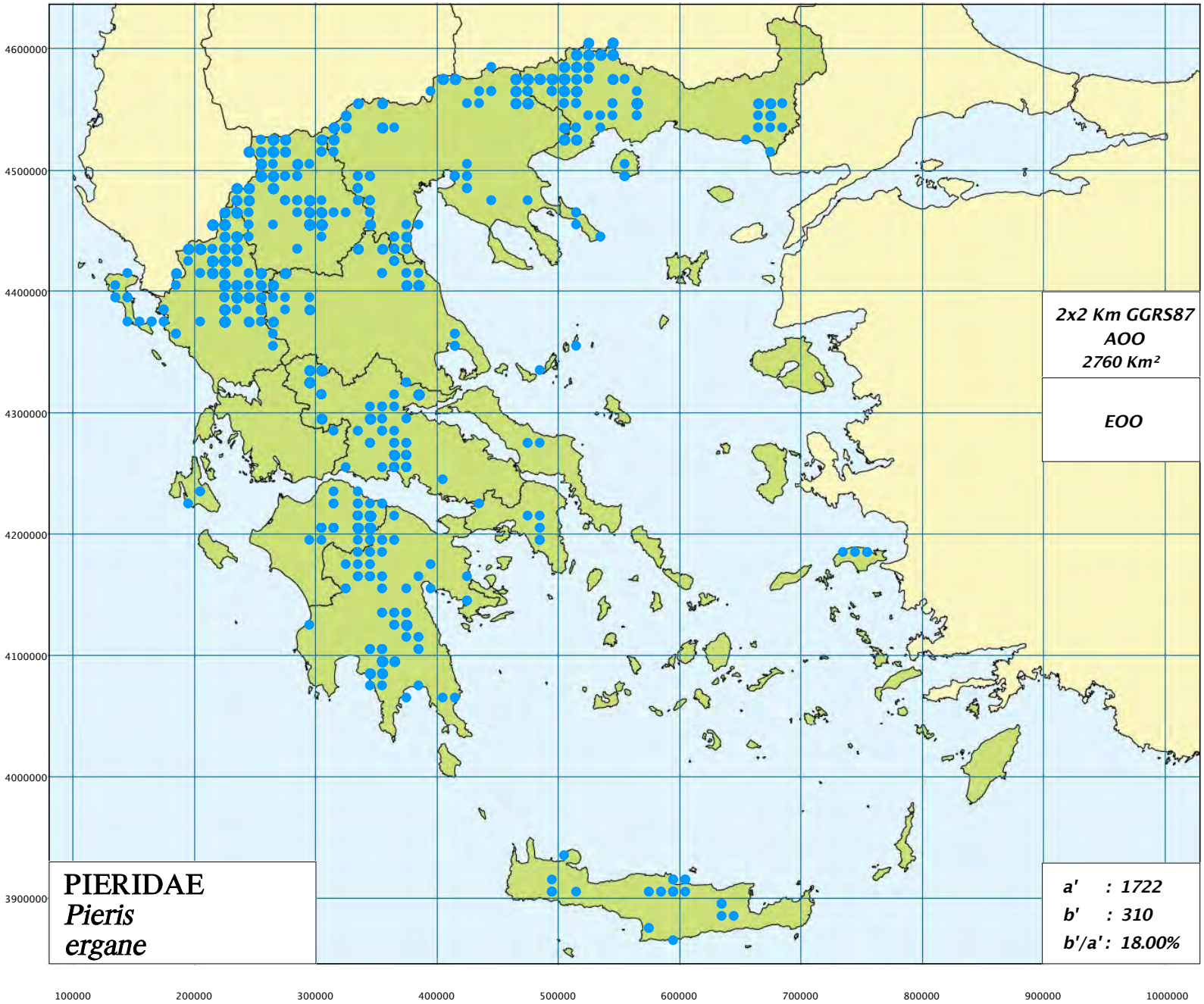
4600000
4500000
4400000
4300000
4200000
4100000
4000000
3900000
100000
200000
300000
400000
500000
600000
700000
800000
900000
1000000
2x2 Km GGRS87
AOO
2760 Km²
EOO
PIERIDAE
Pieris
ergane
a' : 1722
b' : 310
b'/a' : 18.00%

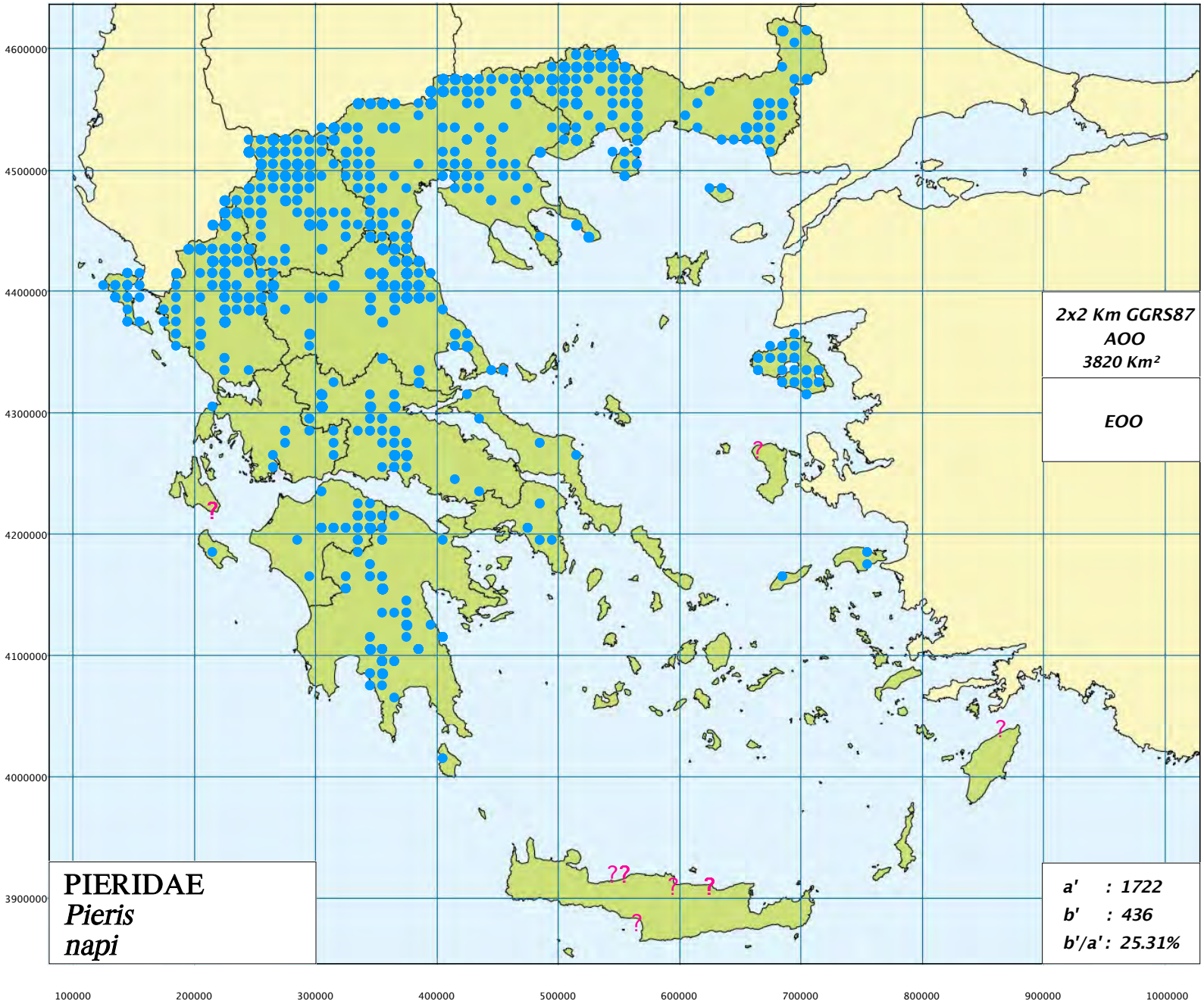
4600000
4500000
4400000
4300000
4200000
4100000
4000000
3900000
100000
200000
300000
400000
500000
600000
700000
800000
900000
1000000
2x2 Km GGRS87
AOO
3820 Km²
EOO
PIERIDAE
Pieris
napi
a' : 1722
b' : 436
b'/a' : 25.31%

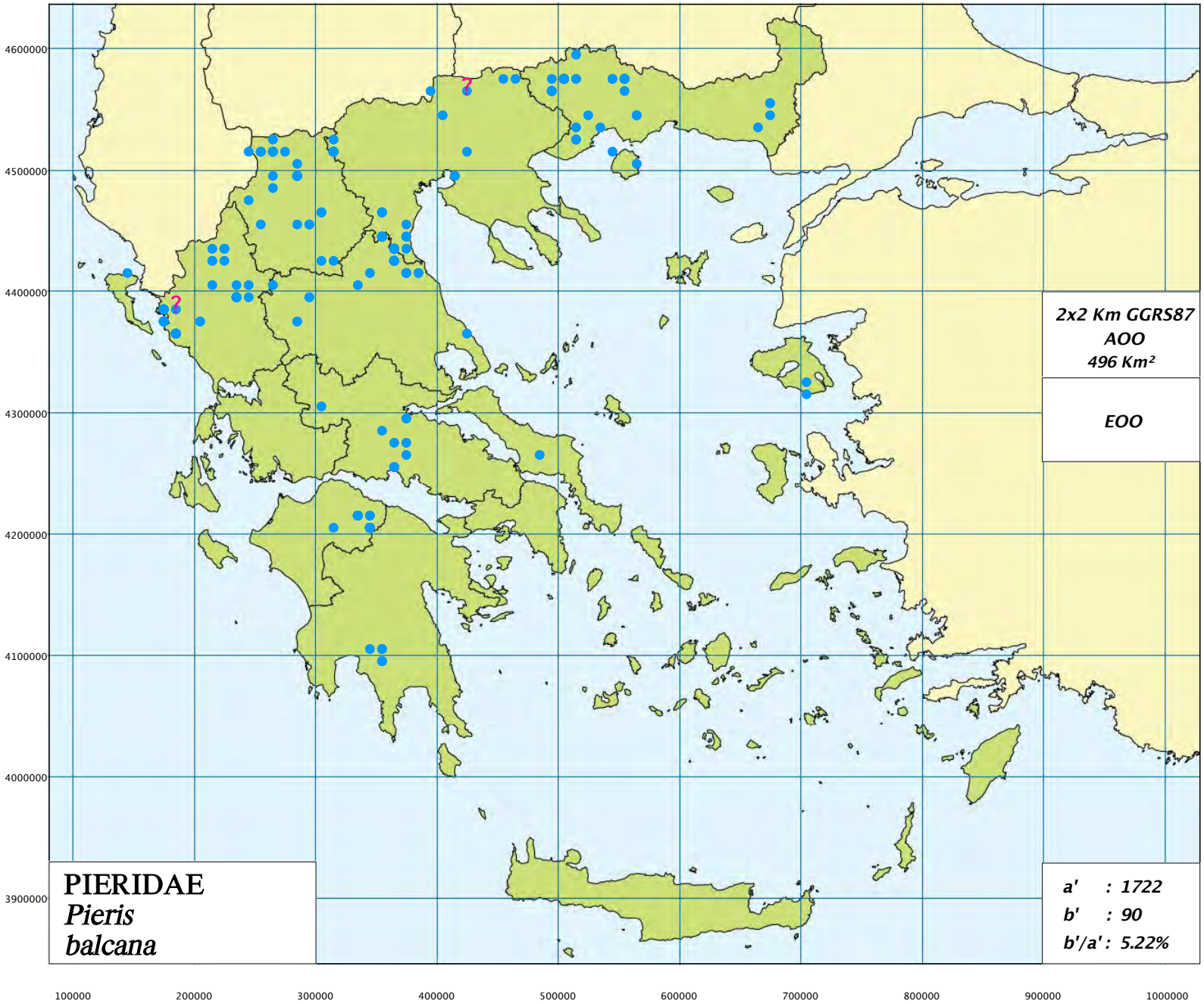
4600000
4500000
4400000
4300000
4200000
4100000
4000000
3900000
100000
200000
300000
400000
500000
600000
700000
800000
900000
1000000
?
?
2x2 Km GGRS87
AOO
496 Km²
EOO
PIERIDAE
Pieris
balcana
a' : 1722
b' : 90
b'/a' : 5.22%

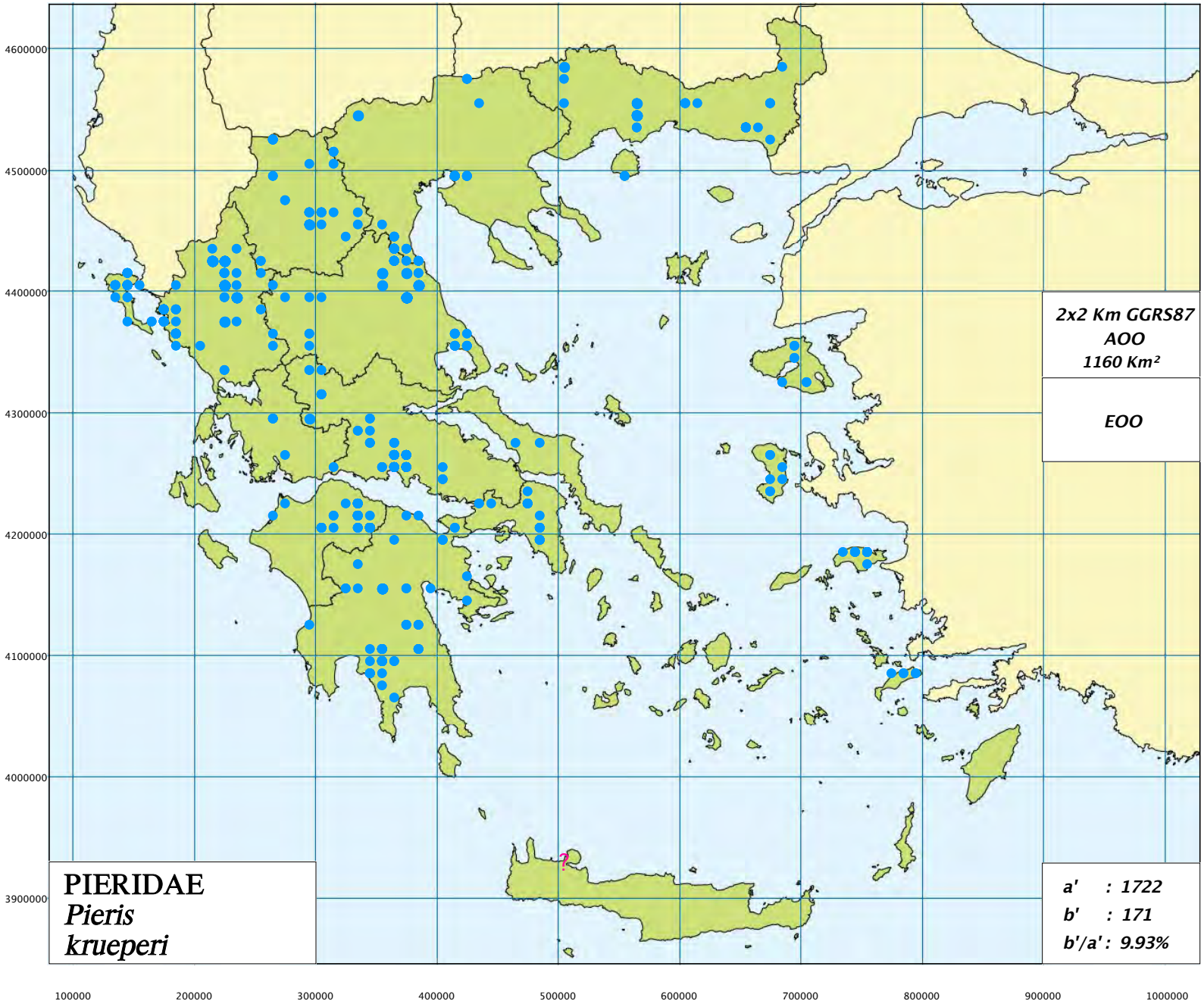
4600000
4500000
4400000
4300000
4200000
4100000
4000000
3900000
100000
200000
300000
400000
500000
600000
700000
800000
900000
1000000
2x2 Km GGRS87
AOO
1160 Km²
EOO
PIERIDAE
Pieris
krueperi
a' : 1722
b' : 171
b'/a' : 9.93%

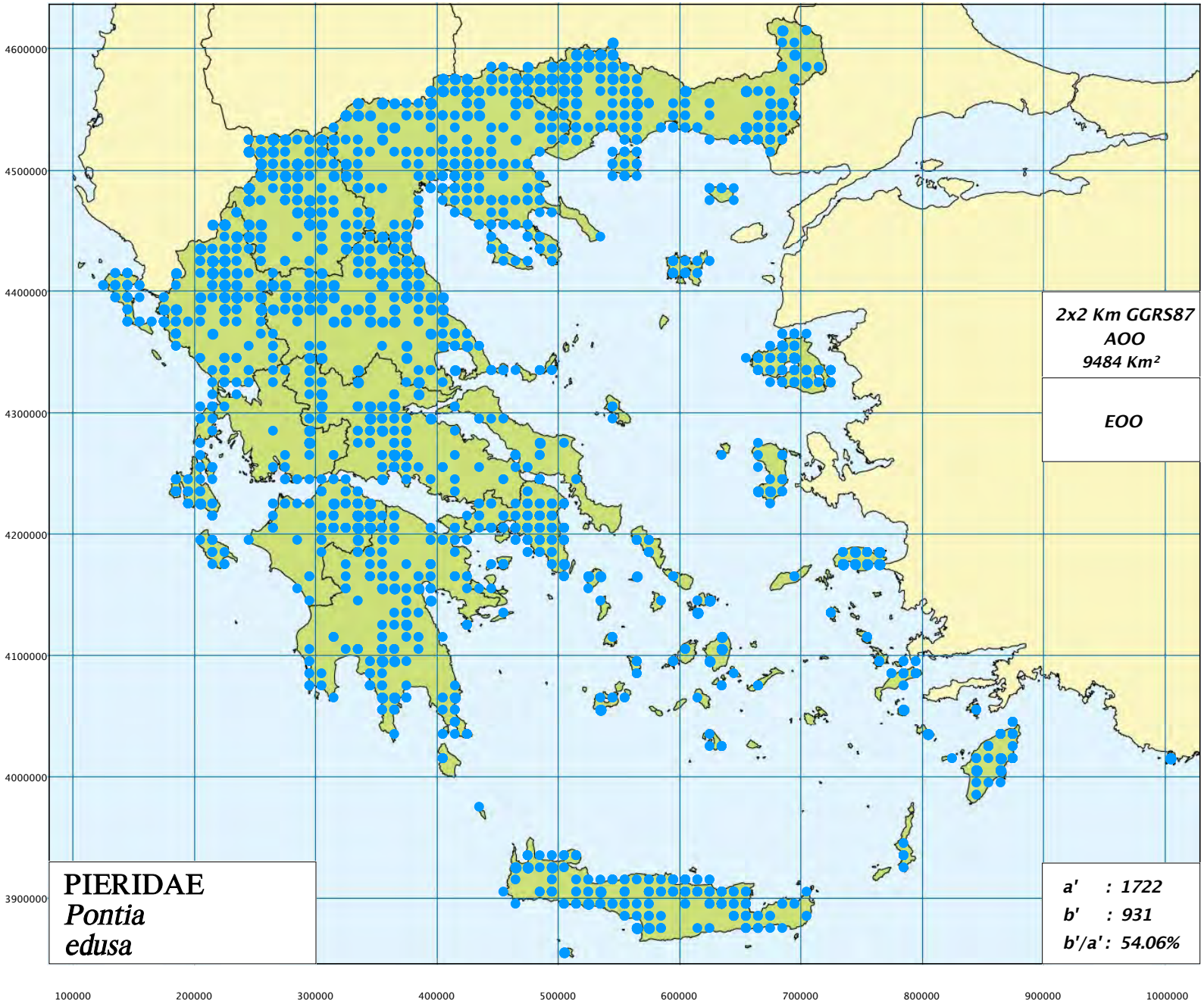
4600000
4500000
4400000
4300000
4200000
4100000
4000000
3900000
100000
200000
300000
400000
500000
600000
700000
800000
900000
1000000
2x2 Km GGRS87
AOO
9484 Km²
EOO
PIERIDAE
Pontia
edusa
a' : 1722
b' : 931
b'/a' : 54.06%

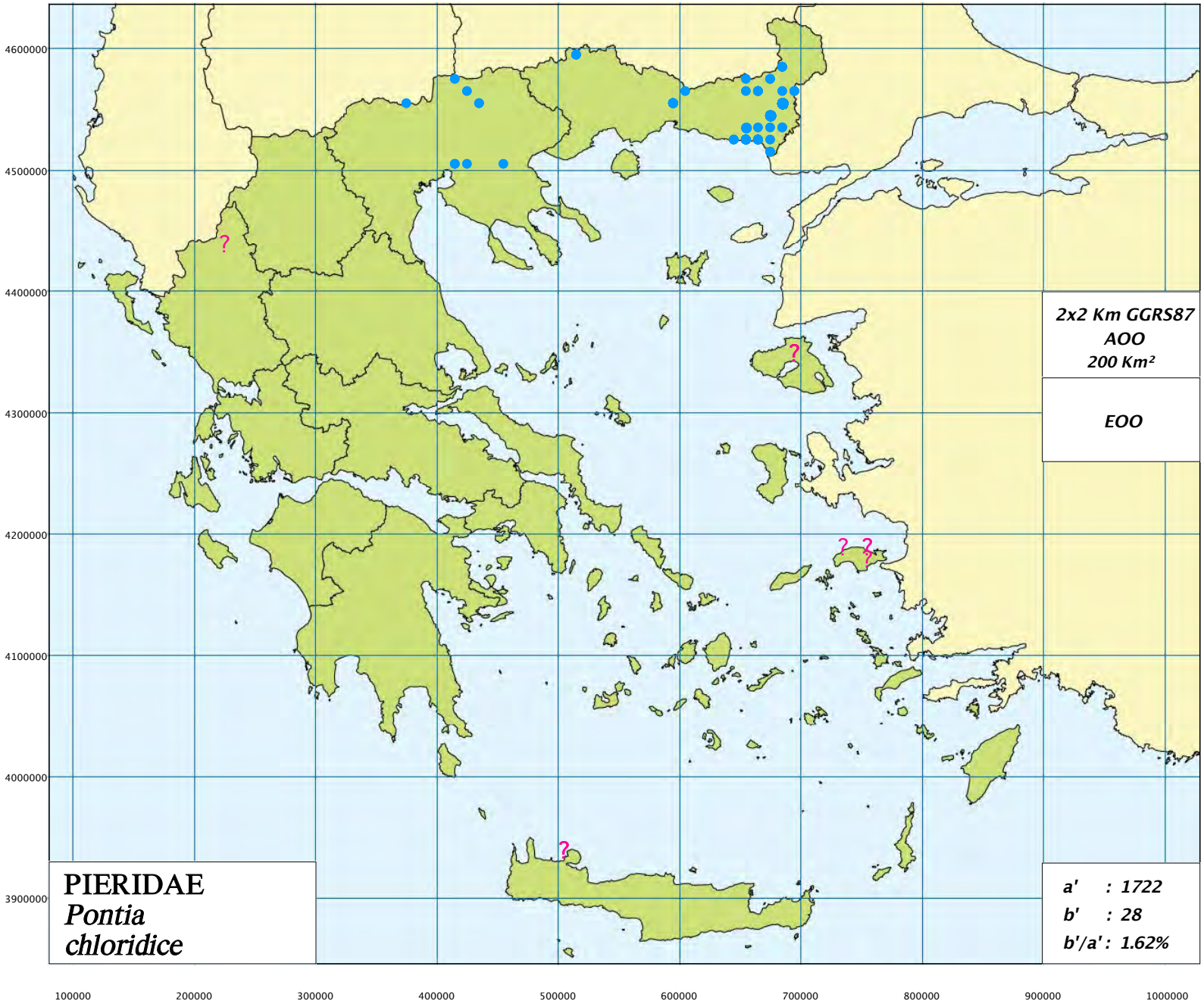
4600000
4500000
4400000
4300000
4200000
4100000
4000000
3900000
100000
200000
300000
400000
500000
600000
700000
800000
900000
1000000
2x2 Km GGRS87
AOO
200 Km²
EOO
PIERIDAE
Pontia
chloridice
a' : 1722
b' : 28
b'/a' : 1.62%

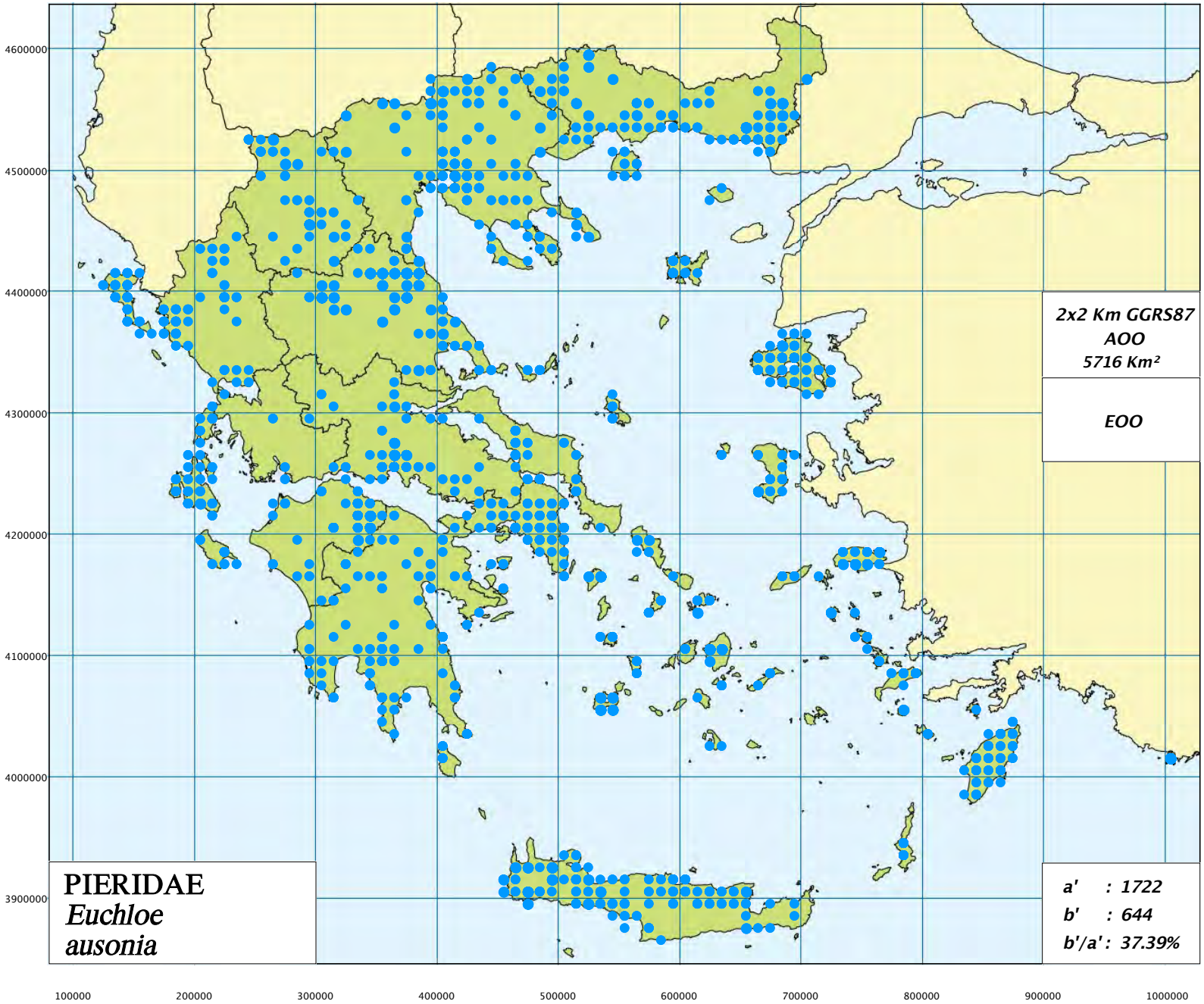
4600000
4500000
4400000
4300000
4200000
4100000
4000000
3900000
100000
200000
300000
400000
500000
600000
700000
800000
900000
1000000
2x2 Km GGRS87
AOO
5716 Km²
EOO
PIERIDAE
Euchloe
ausonia
a' : 1722
b' : 644
b'/a' : 37.39%

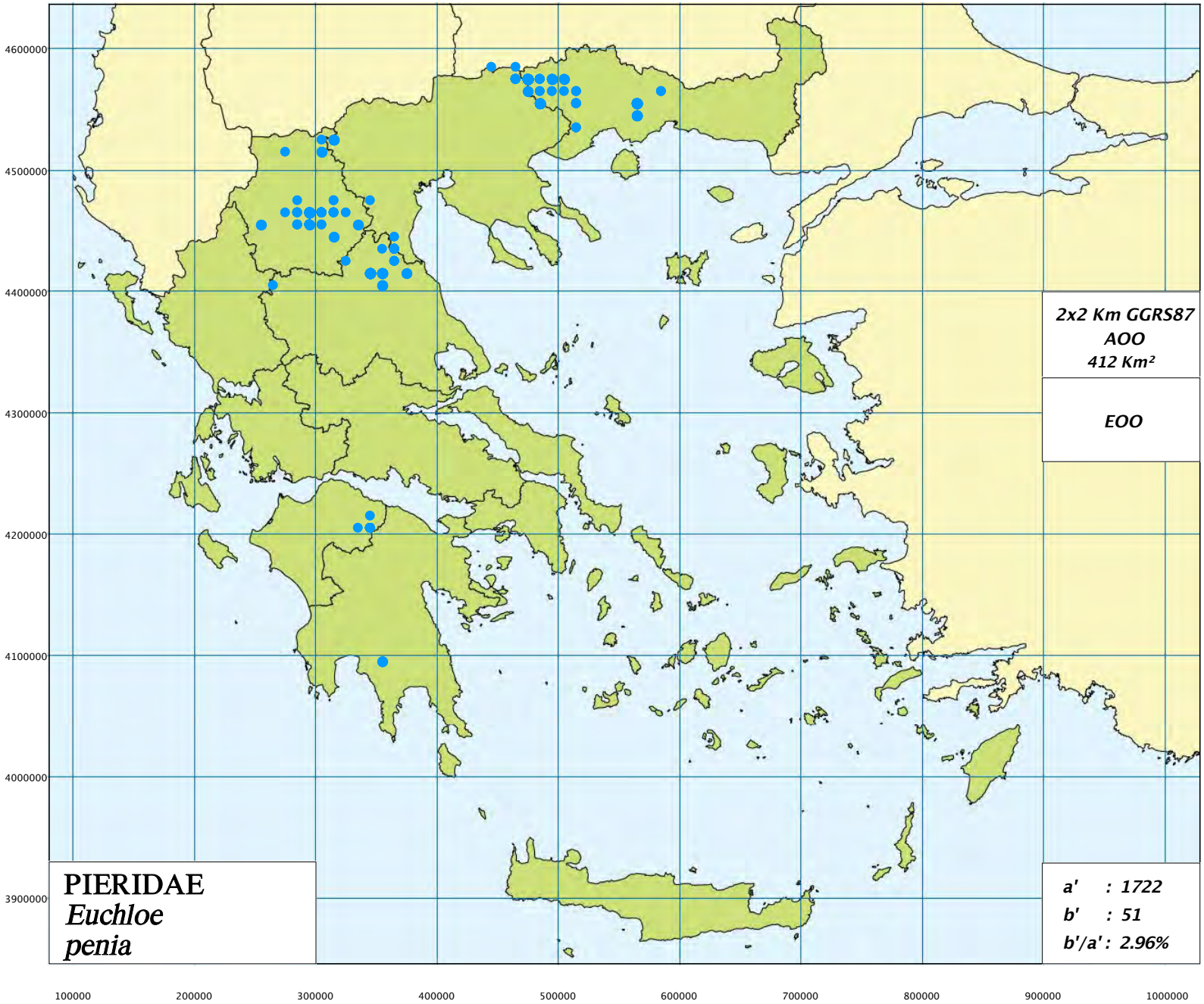
4600000
4500000
4400000
4300000
4200000
4100000
4000000
3900000
100000
200000
300000
400000
500000
600000
700000
800000
900000
1000000
2x2 Km GGRS87
AOO
412 Km²
EOO
PIERIDAE
Euchloe
penia
a' : 1722
b' : 51
b'/a' : 2.96%

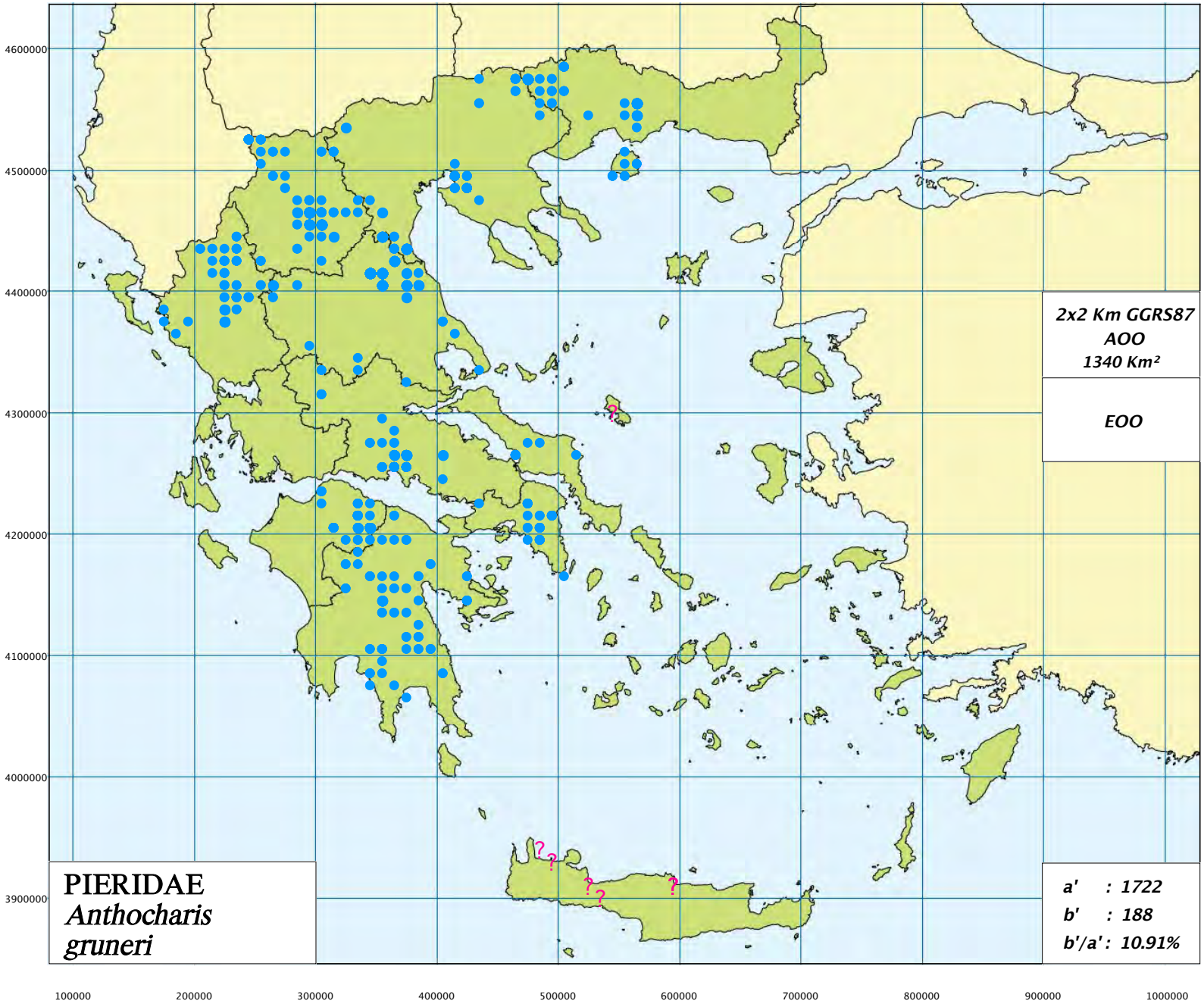
4600000
4500000
4400000
4300000
4200000
4100000
4000000
3900000
100000
200000
300000
400000
500000
600000
700000
800000
900000
1000000
2x2 Km GGRS87
AOO
1340 Km²
EOO
PIERIDAE
Anthocharis gruneri
a' : 1722
b' : 188
b'/a' : 10.91%

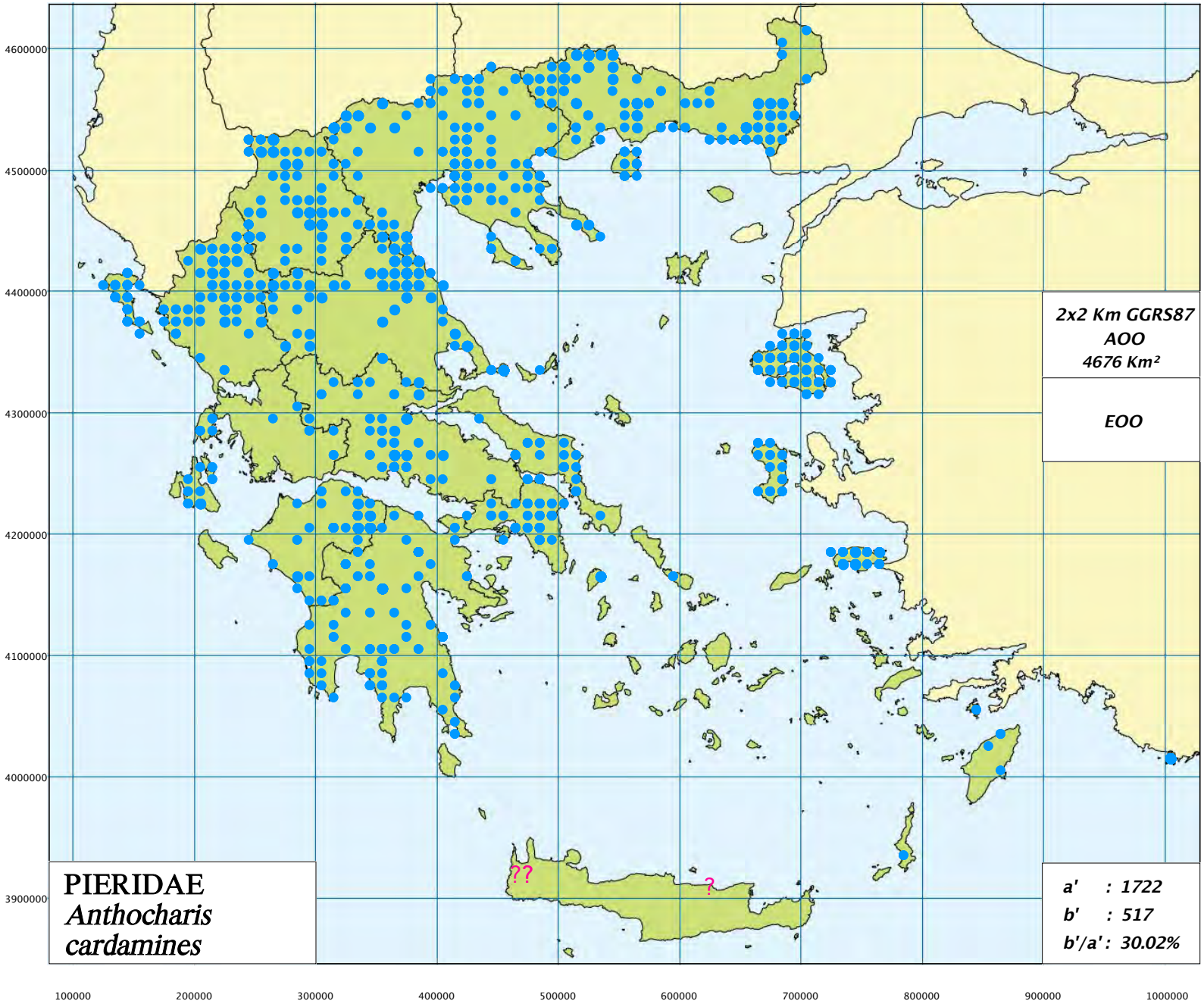
4600000
4500000
4400000
4300000
4200000
4100000
4000000
3900000
100000
200000
300000
400000
500000
600000
700000
800000
900000
1000000
2x2 Km GGRS87
AOO
4676 Km²
EOO
PIERIDAE
Anthocharis cardamines
??
?
a' : 1722
b' : 517
b'/a' : 30.02%


4600000
4500000
4400000
4300000
4200000
4100000
4000000
3900000
100000
200000
300000
400000
500000
600000
700000
800000
900000
1000000
?
2x2 Km GGRS87
AOO
416 Km²
EOO
PIERIDAE
Anthocharis damone
a' : 1722
b' : 62
b'/a' : 3.60%

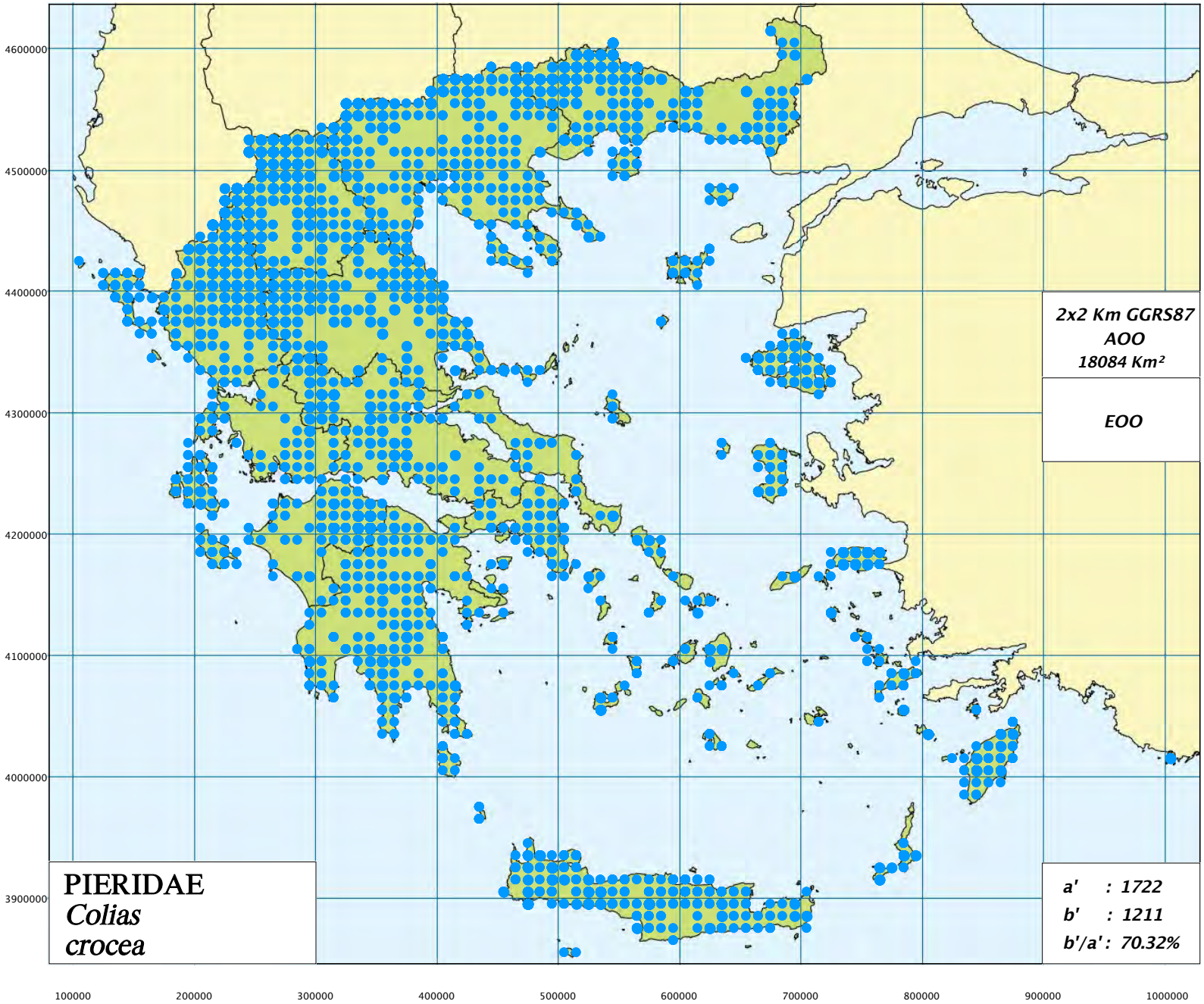
4600000
4500000
4400000
4300000
4200000
4100000
4000000
3900000
100000
200000
300000
400000
500000
600000
700000
800000
900000
1000000
2x2 Km GGRS87
AOO
18084 Km²
EOO
PIERIDAE
Colias
crocea
a' : 1722
b' : 1211
b'/a' : 70.32%

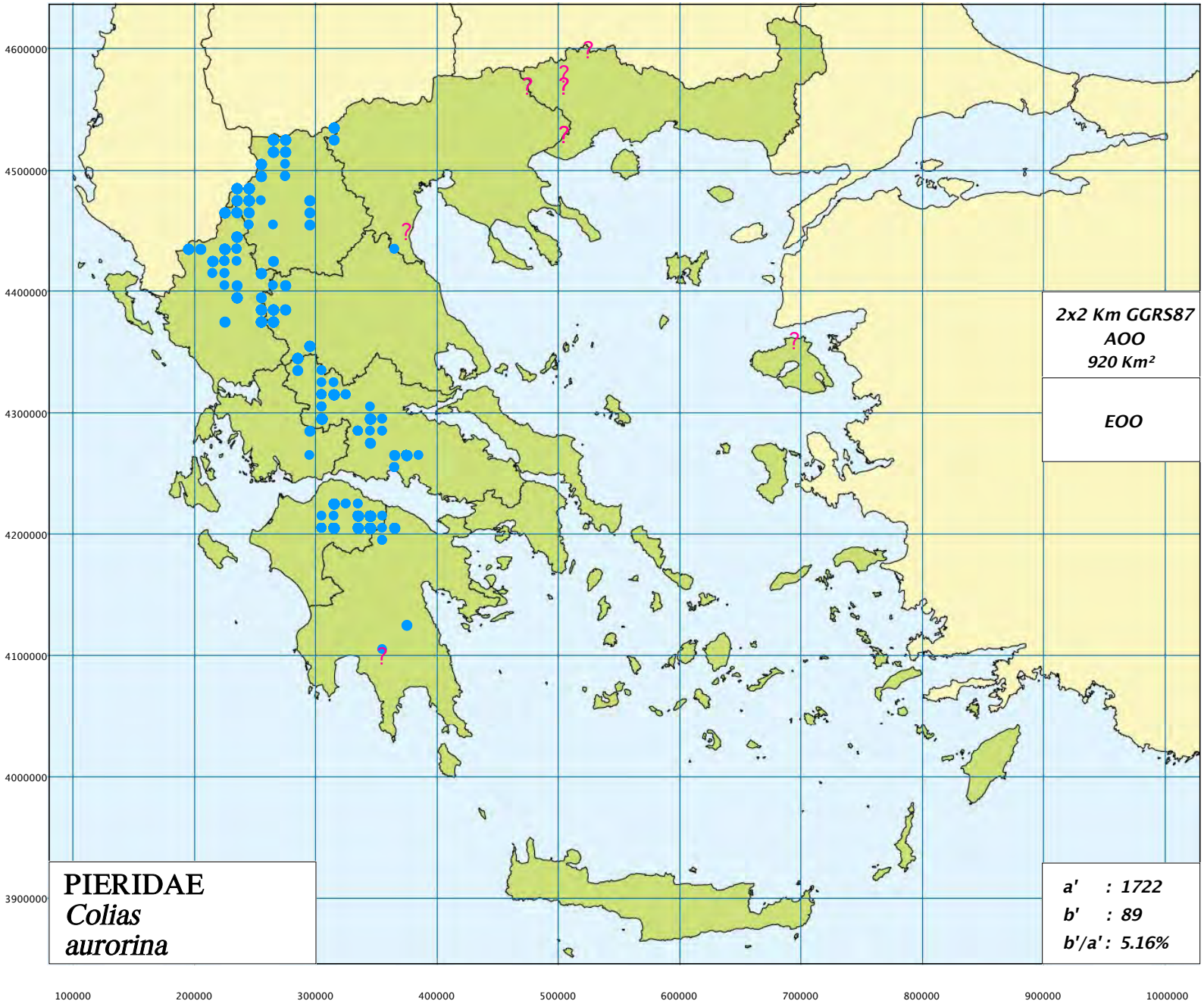
4600000
4500000
4400000
4300000
4200000
4100000
4000000
3900000
100000
200000
300000
400000
500000
600000
700000
800000
900000
1000000
2x2 Km GGRS87
AOO
920 Km²
EOO
PIERIDAE
Colias
aurorina
a' : 1722
b' : 89
b'/a' : 5.16%

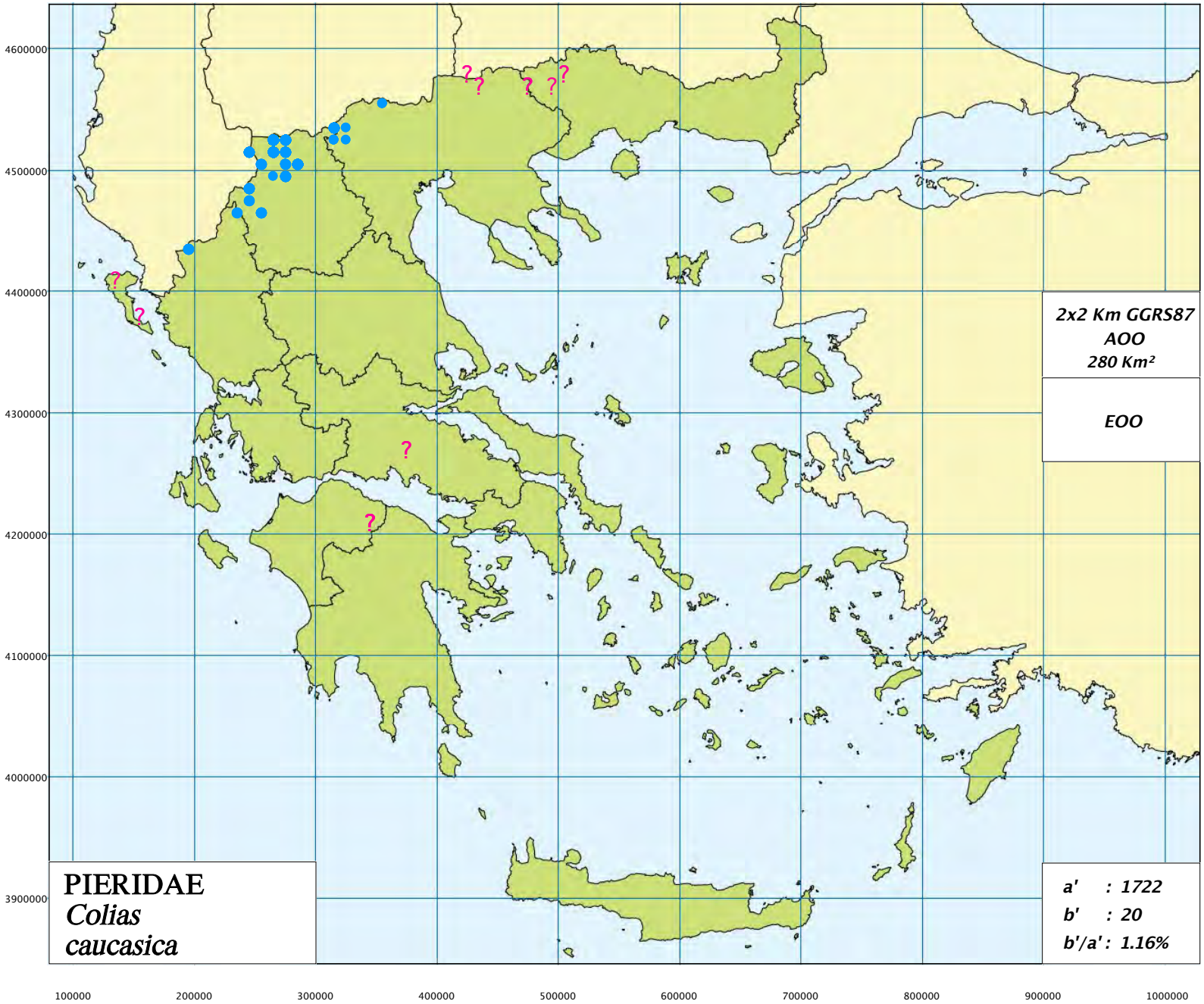
4600000
4500000
4400000
4300000
4200000
4100000
4000000
3900000
100000
200000
300000
400000
500000
600000
700000
800000
900000
1000000
2x2 Km GGRS87
AOO
280 Km²
EOO
PIERIDAE
Colias
caucasica
a' : 1722
b' : 20
b'/a' : 1.16%

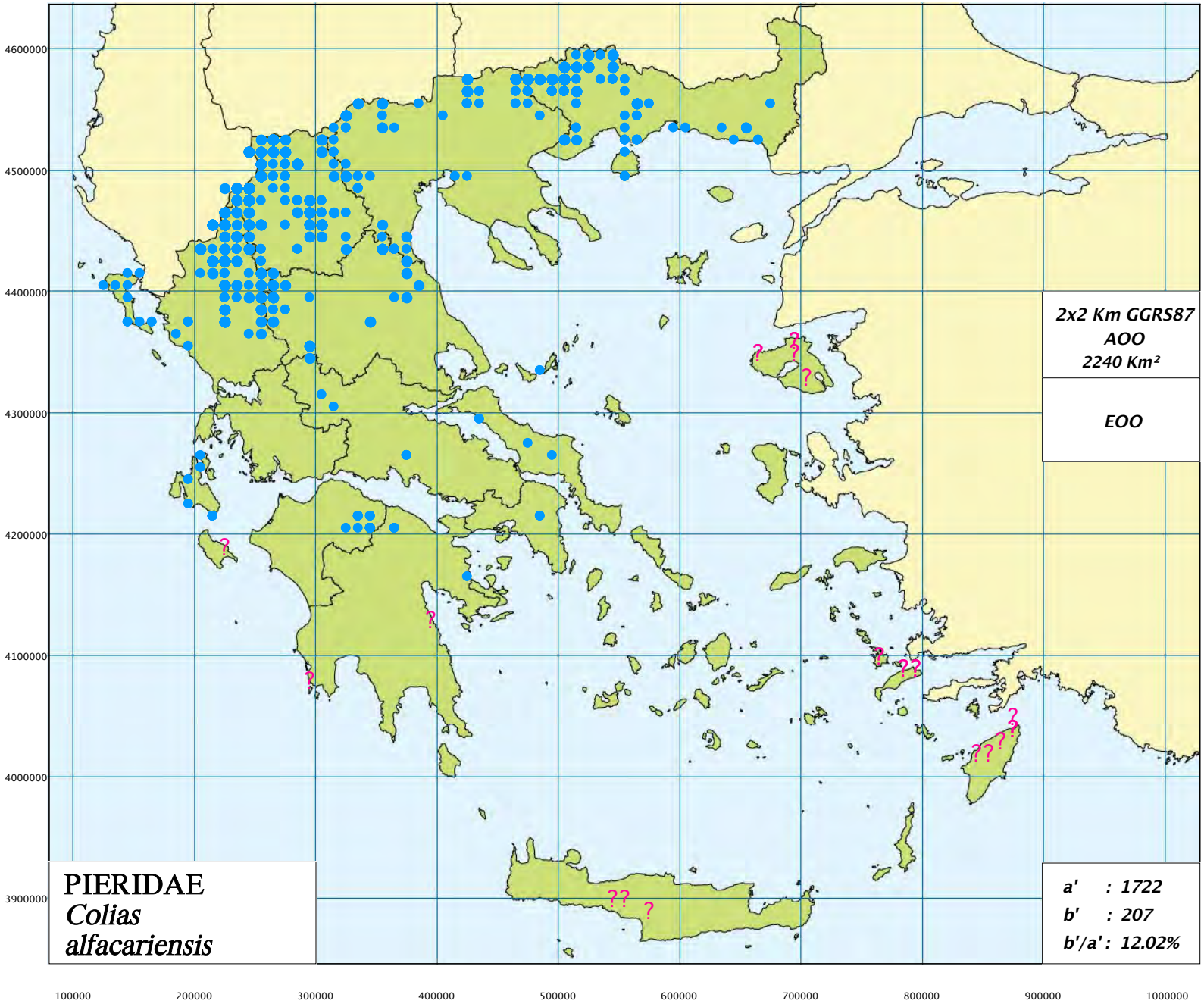
4600000
4500000
4400000
4300000
4200000
4100000
4000000
3900000
100000
200000
300000
400000
500000
600000
700000
800000
900000
1000000
2x2 Km GGRS87
AOO
2240 Km²
EOO
PIERIDAE
Colias
alfacariensis
a' : 1722
b' : 207
b'/a' : 12.02%

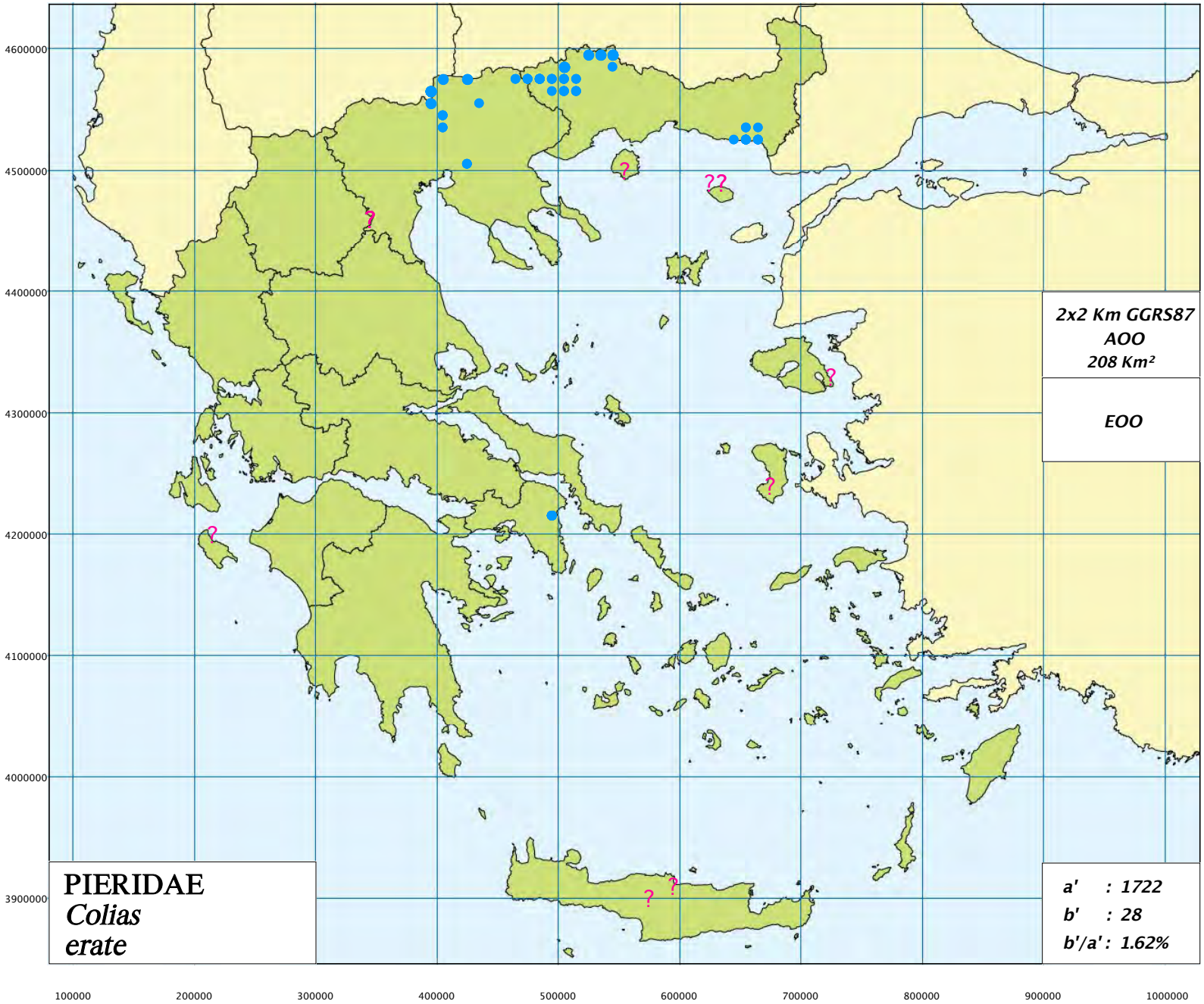
4600000
4500000
4400000
4300000
4200000
4100000
4000000
3900000
100000
200000
300000
400000
500000
600000
700000
800000
900000
1000000
2x2 Km GGRS87
AOO
208 Km²
EOO
PIERIDAE
Colias
erate
a' : 1722
b' : 28
b'/a' : 1.62%

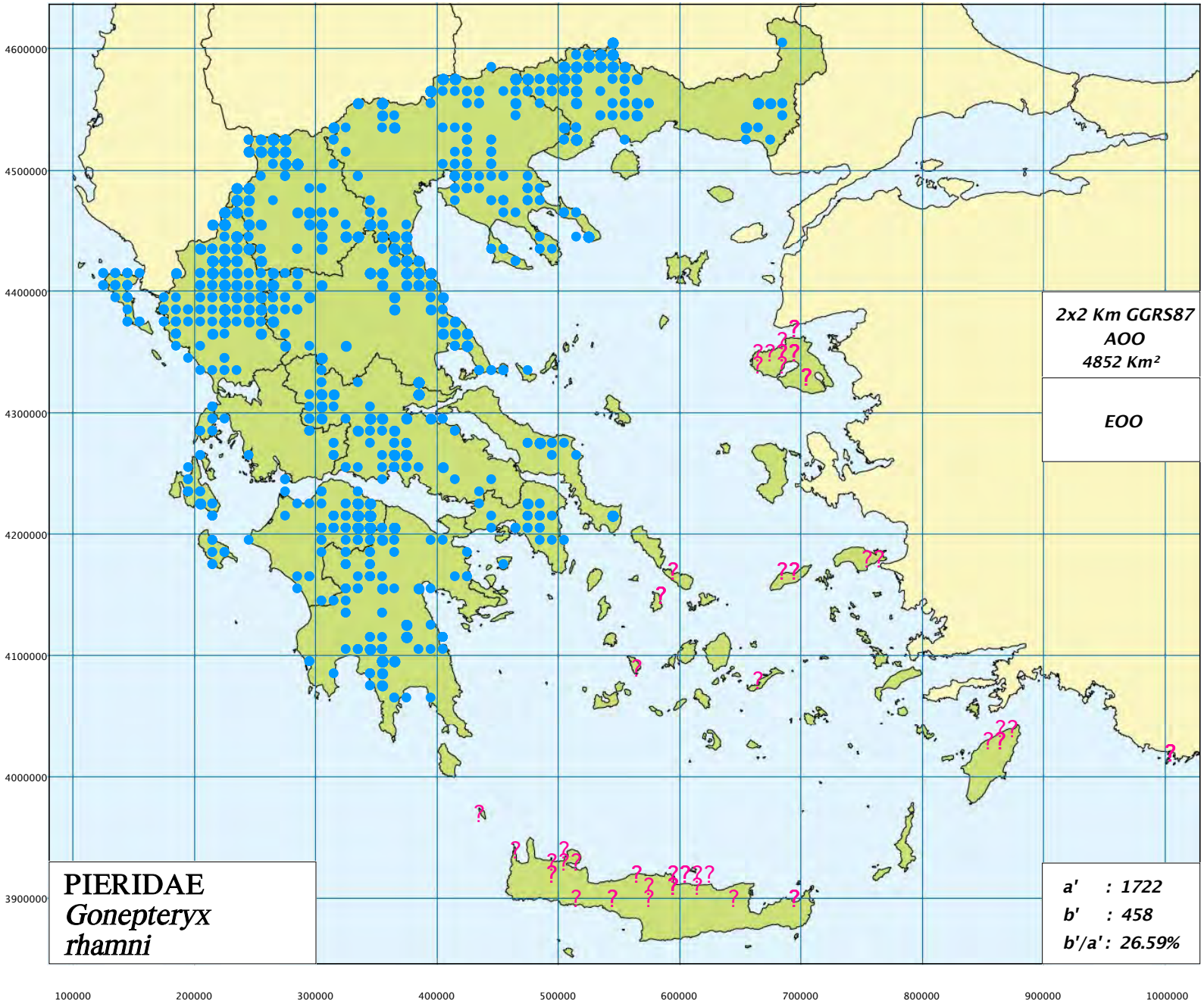
4600000
4500000
4400000
4300000
4200000
4100000
4000000
3900000
100000
200000
300000
400000
500000
600000
700000
800000
900000
1000000
2x2 Km GGRS87
AOO
4852 Km²
EOO
PIERIDAE
Gonepteryx
rhamni
a' : 1722
b' : 458
b'/a' : 26.59%

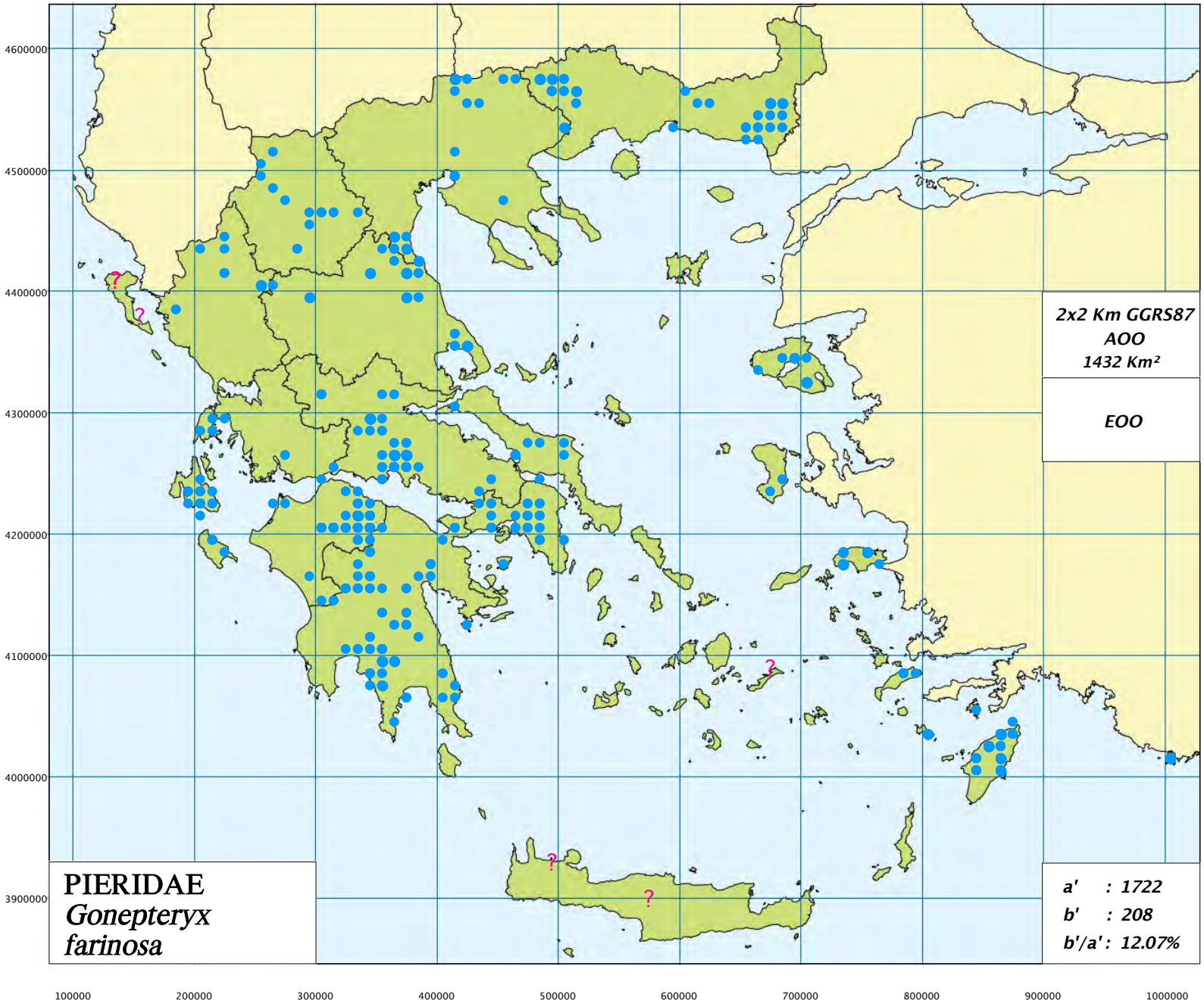
4600000
4500000
4400000
4300000
4200000
4100000
4000000
3900000
100000
200000
300000
400000
500000
600000
700000
800000
900000
1000000
2x2 Km GGRS87
AOO
1432 Km²
EOO
PIERIDAE
Gonepteryx
farinosa
a' : 1722
b' : 208
b'/a' : 12.07%

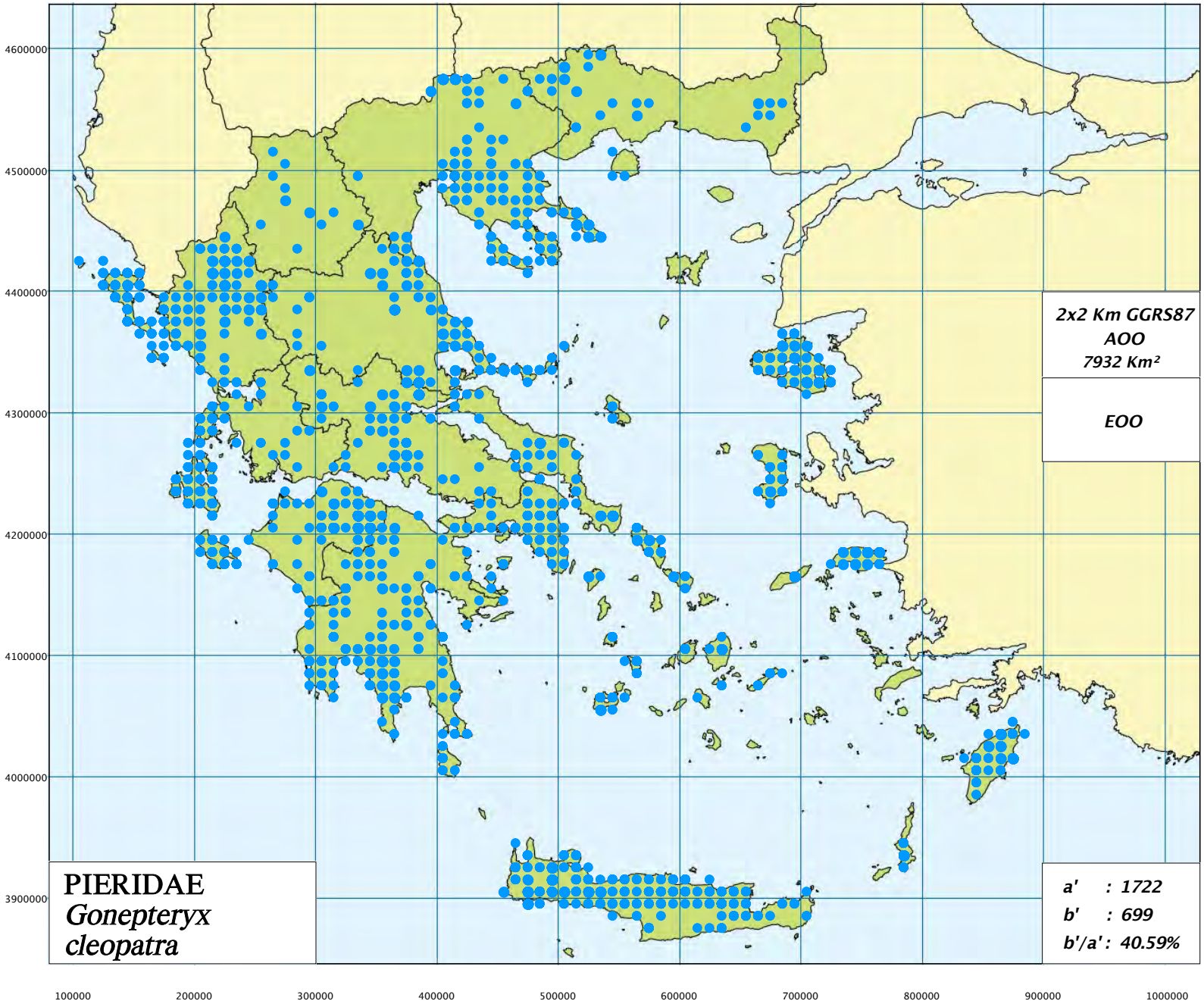
4600000
4500000
4400000
4300000
4200000
4100000
4000000
3900000
100000
200000
300000
400000
500000
600000
700000
800000
900000
1000000
2x2 Km GGRS87
AOO
7932 Km²
EOO
PIERIDAE
Gonepteryx
cleopatra
a' : 1722
b' : 699
b'/a' : 40.59%

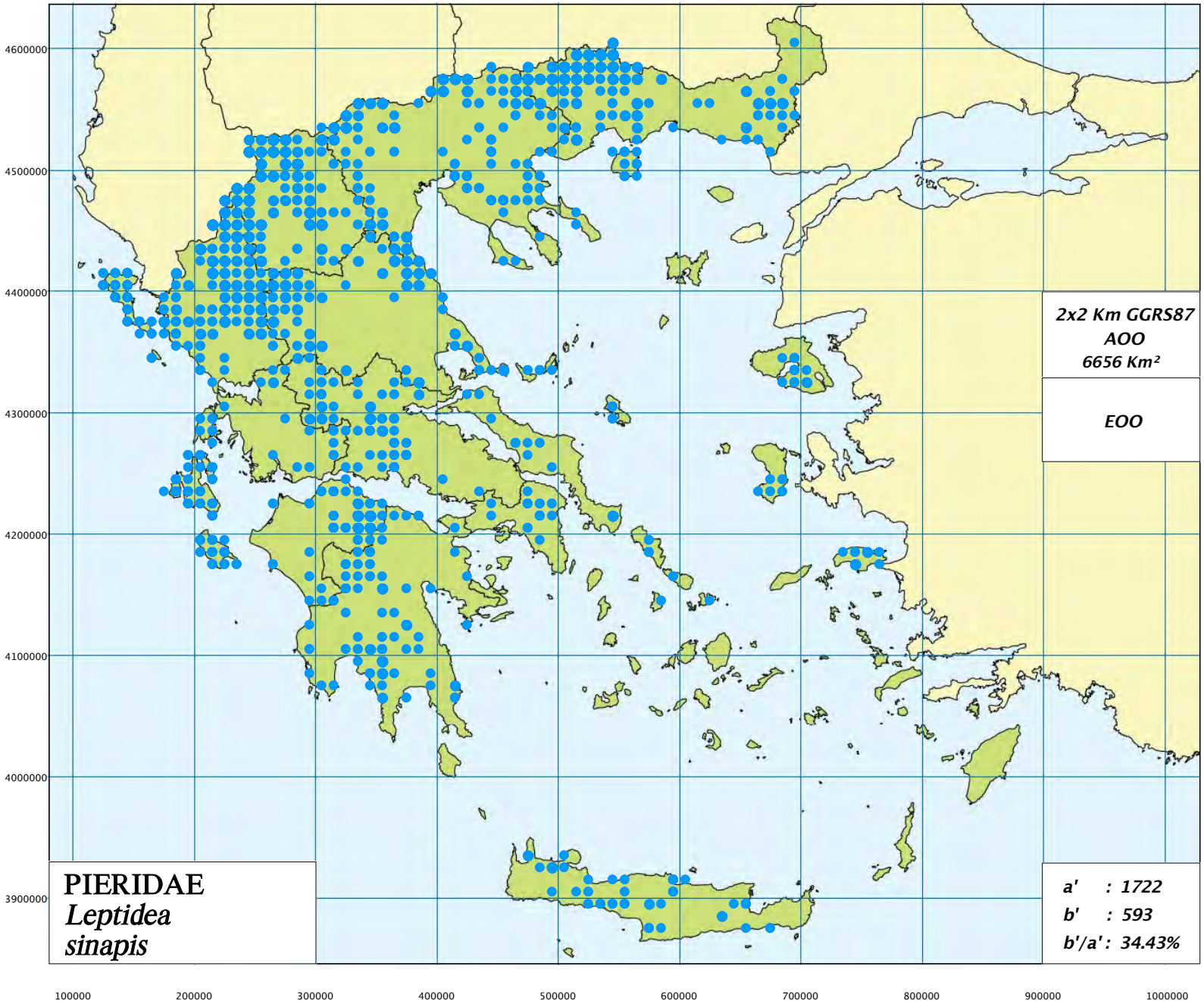
4600000
4500000
4400000
4300000
4200000
4100000
4000000
3900000
100000
200000
300000
400000
500000
600000
700000
800000
900000
1000000
2x2 Km GGRS87
AOO
6656 Km²
EOO
PIERIDAE
Leptidea
sinapis
a' : 1722
b' : 593
b'/a' : 34.43%


4600000
4500000
4400000
4300000
4200000
4100000
4000000
3900000
100000
200000
300000
400000
500000
600000
700000
800000
900000
1000000
2x2 Km GGRS87
AOO
28 Km²
EOO
PIERIDAE
Leptidea
juvernica
a' : 1722
b' : 6
b'/a' : 0.34%

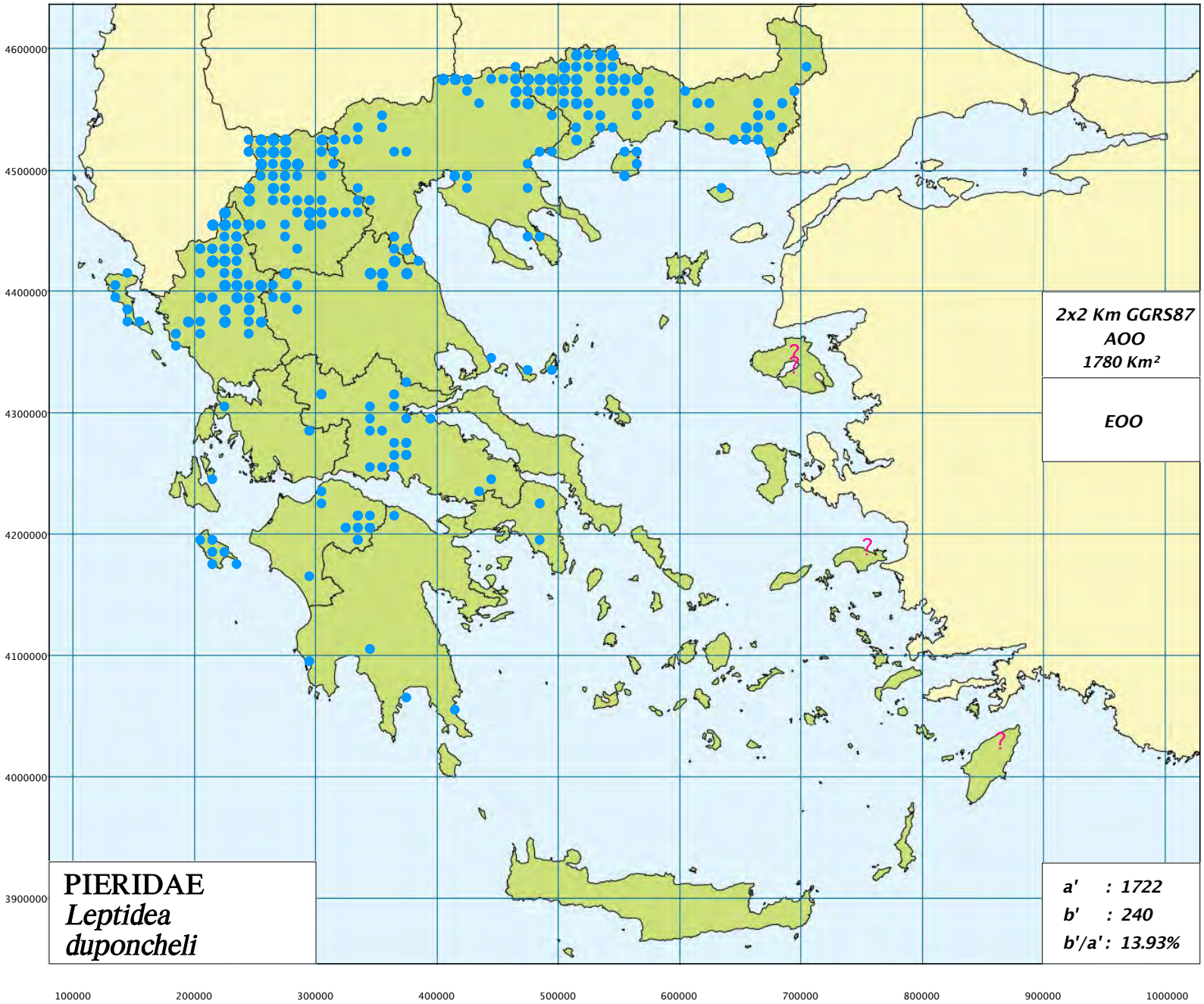
4600000
4500000
4400000
4300000
4200000
4100000
4000000
3900000
100000
200000
300000
400000
500000
600000
700000
800000
900000
1000000
2x2 Km GGRS87
AOO
1780 Km²
EOO
PIERIDAE
Leptidea
duponcheli
a' : 1722
b' : 240
b'/a' : 13.93%

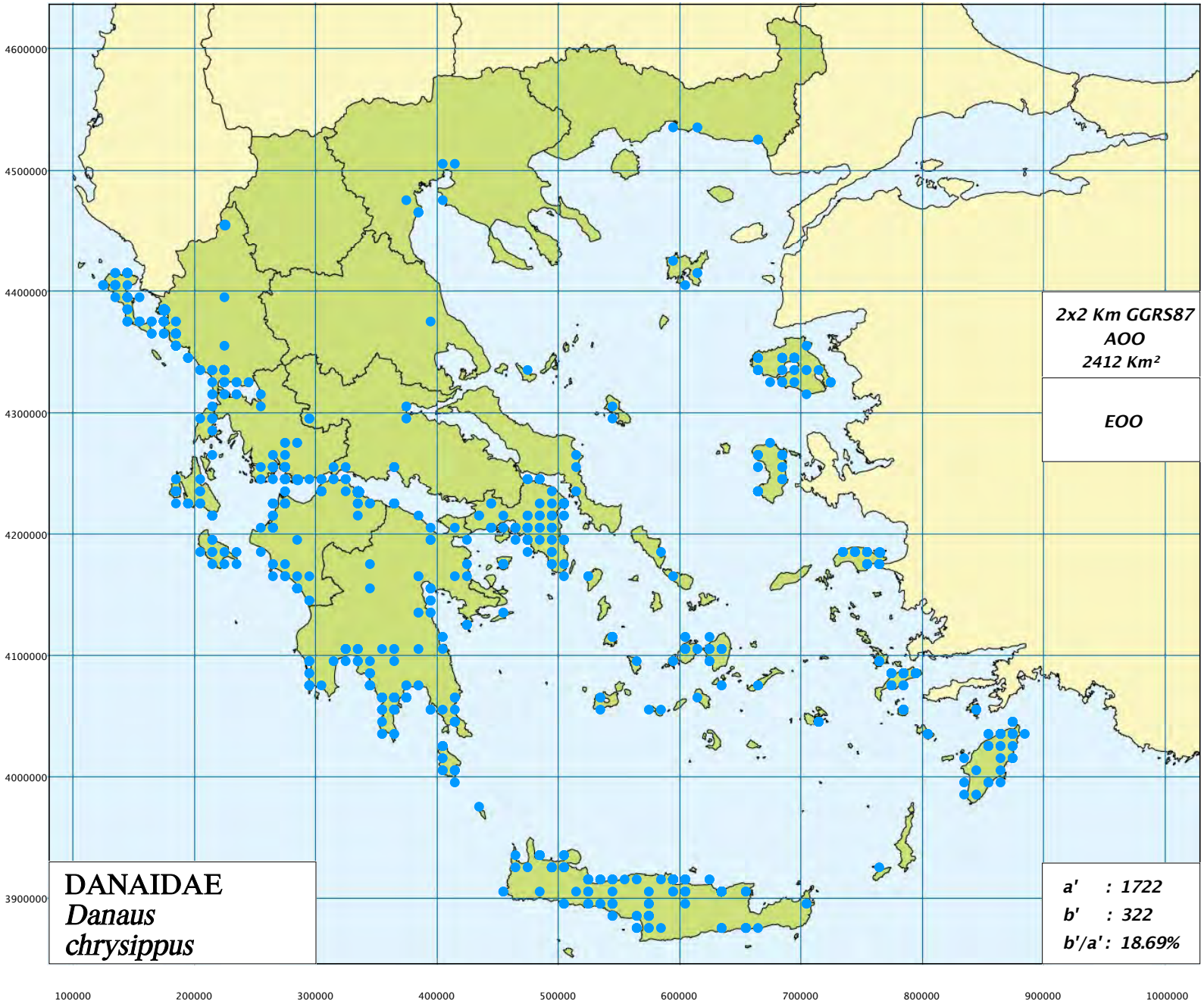
4600000
4500000
4400000
4300000
4200000
4100000
4000000
3900000
100000
200000
300000
400000
500000
600000
700000
800000
900000
1000000
2x2 Km GGRS87
AOO
2412 Km²
EOO
DANAIDAE
Danaus
chrysippus
a' : 1722
b' : 322
b'/a' : 18.69%

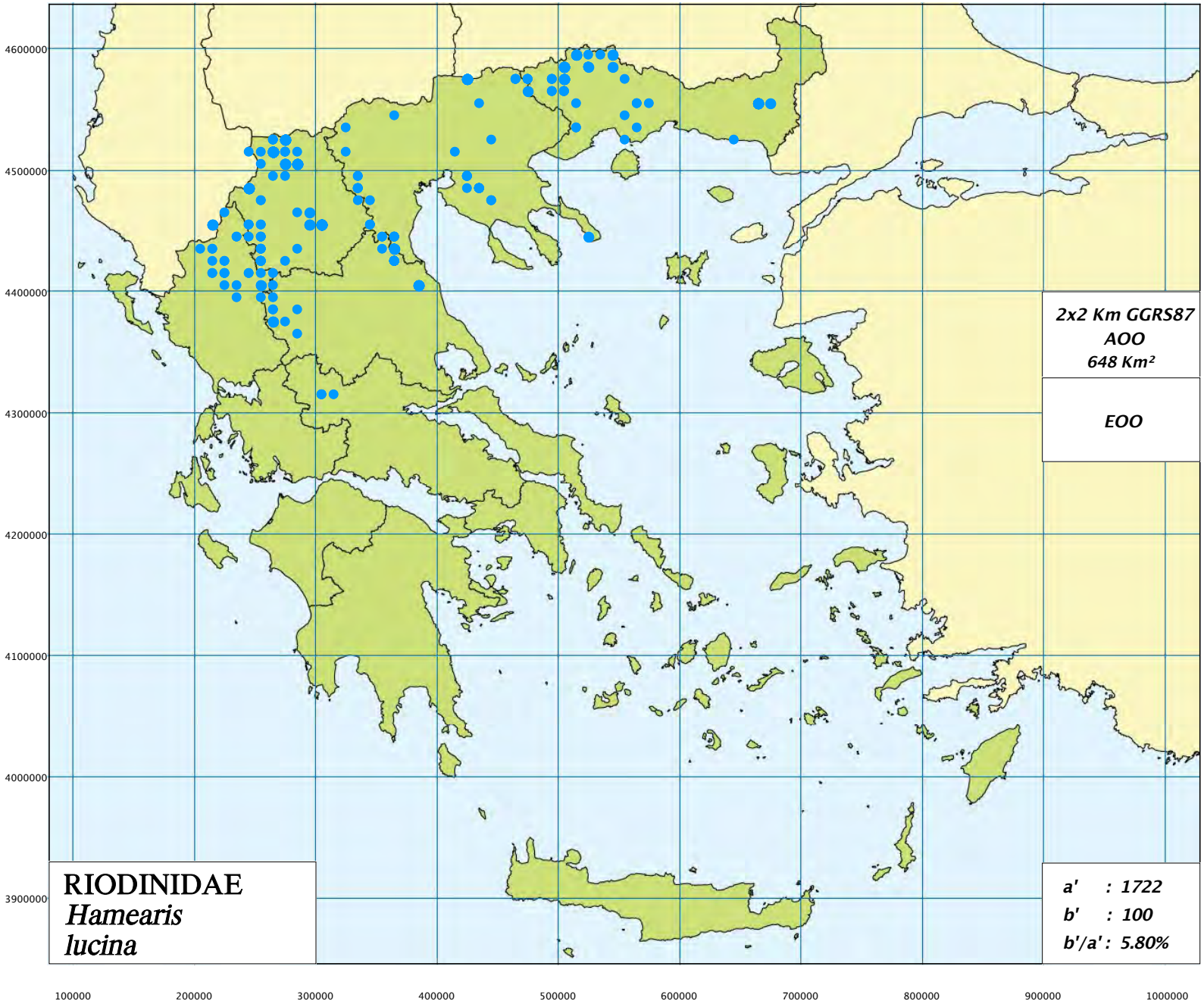
4600000
4500000
4400000
4300000
4200000
4100000
4000000
3900000
100000
200000
300000
400000
500000
600000
700000
800000
900000
1000000
2x2 Km GGRS87
AOO
648 Km²
EOO
RIODINIDAE
Hamearis
lucina
a' : 1722
b' : 100
b'/a' : 5.80%

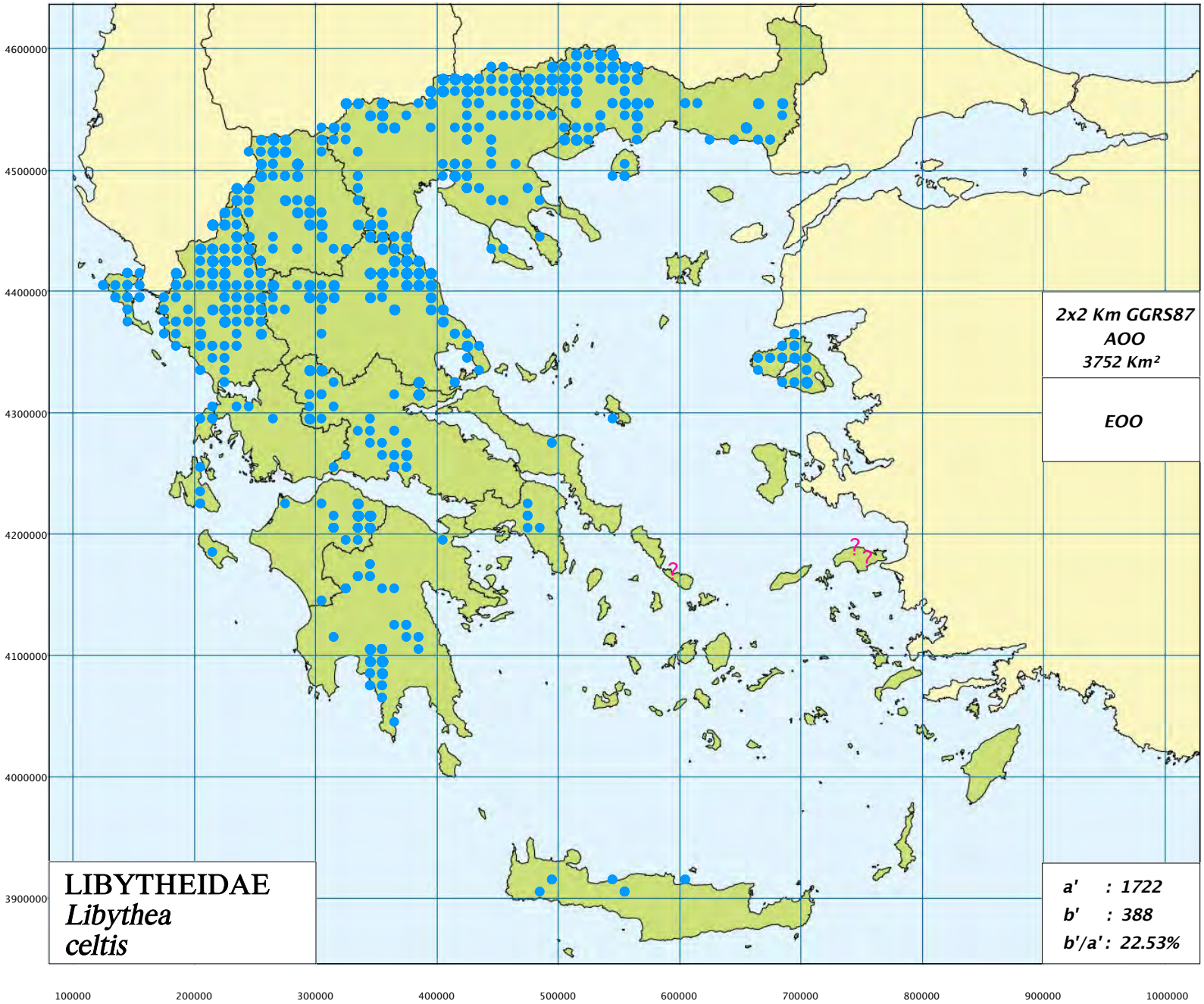
4600000
4500000
4400000
4300000
4200000
4100000
4000000
3900000
100000
200000
300000
400000
500000
600000
700000
800000
900000
1000000
2x2 Km GGRS87
AOO
3752 Km²
EOO
LIBYTHEIDAE
Libythea
celtis
a' : 1722
b' : 388
b'/a' : 22.53%

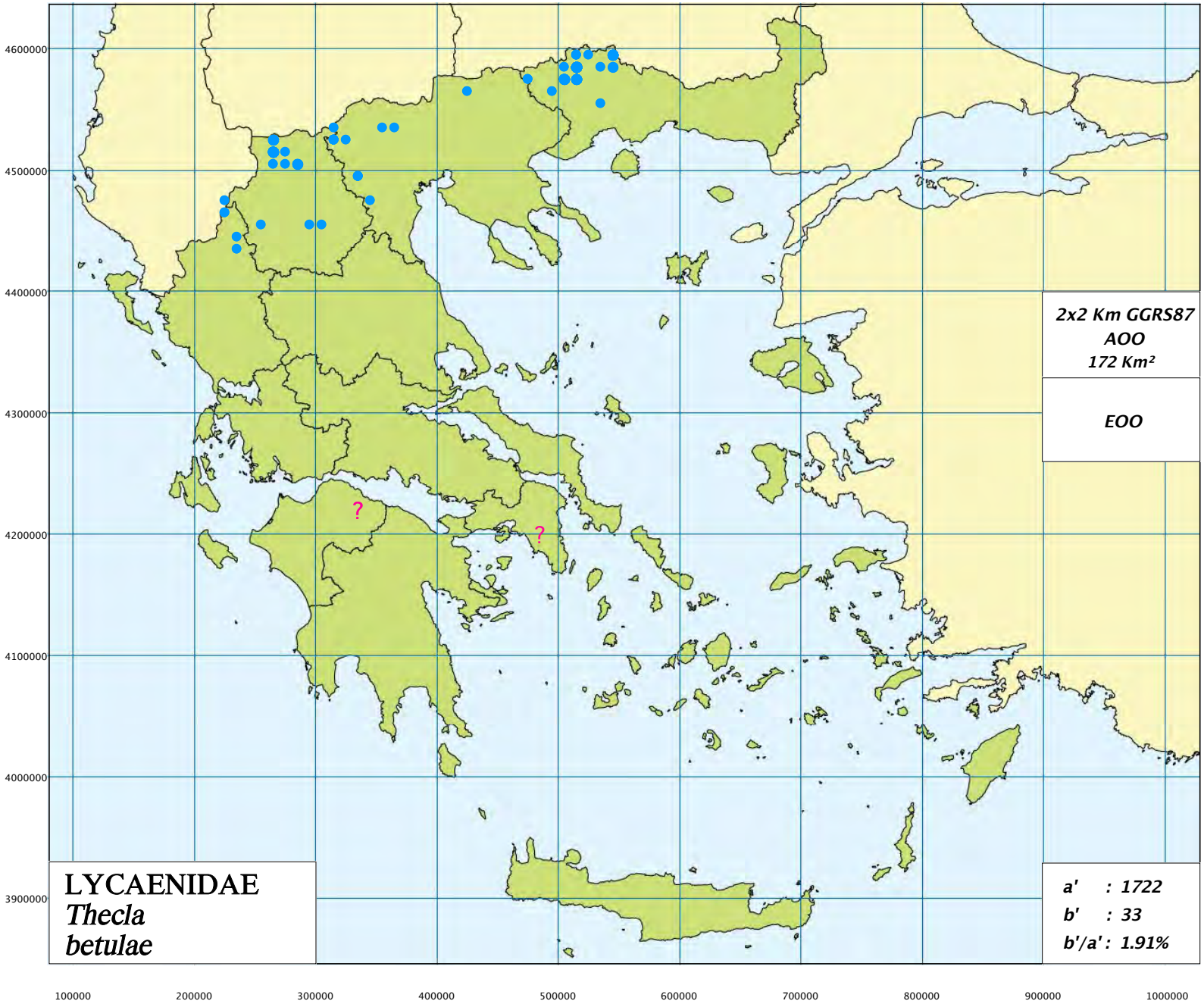
4600000
4500000
4400000
4300000
4200000
4100000
4000000
3900000
100000
200000
300000
400000
500000
600000
700000
800000
900000
1000000
?
?
2x2 Km GGRS87
AOO
172 Km²
EOO
LYCAENIDAE
Thecla
betulae
a' : 1722
b' : 33
b'/a' : 1.91%

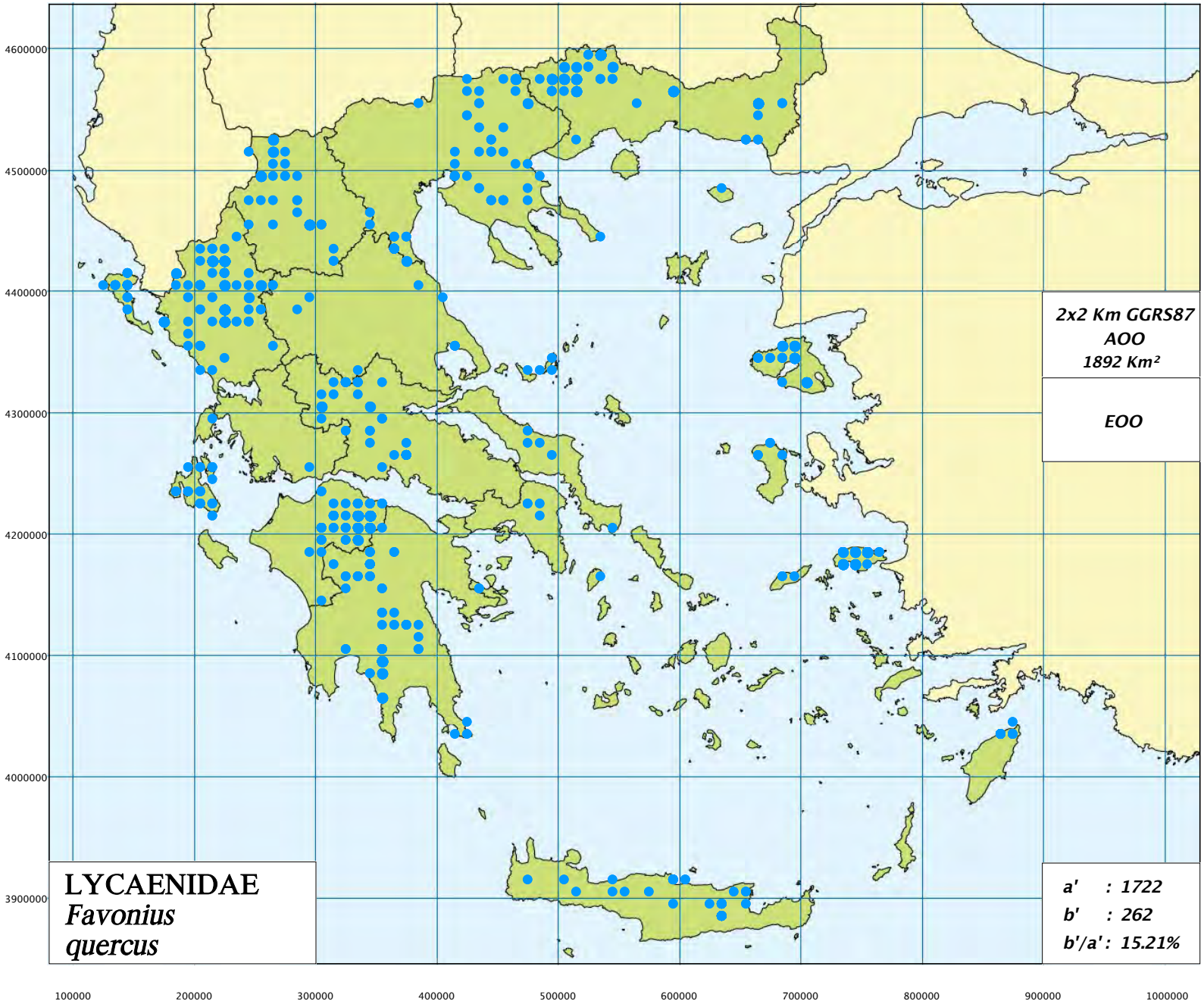
4600000
4500000
4400000
4300000
4200000
4100000
4000000
3900000
100000
200000
300000
400000
500000
600000
700000
800000
900000
1000000
2x2 Km GGRS87
AOO
1892 Km²
EOO
LYCAENIDAE
Favonius
quercus
a' : 1722
b' : 262
b'/a' : 15.21%

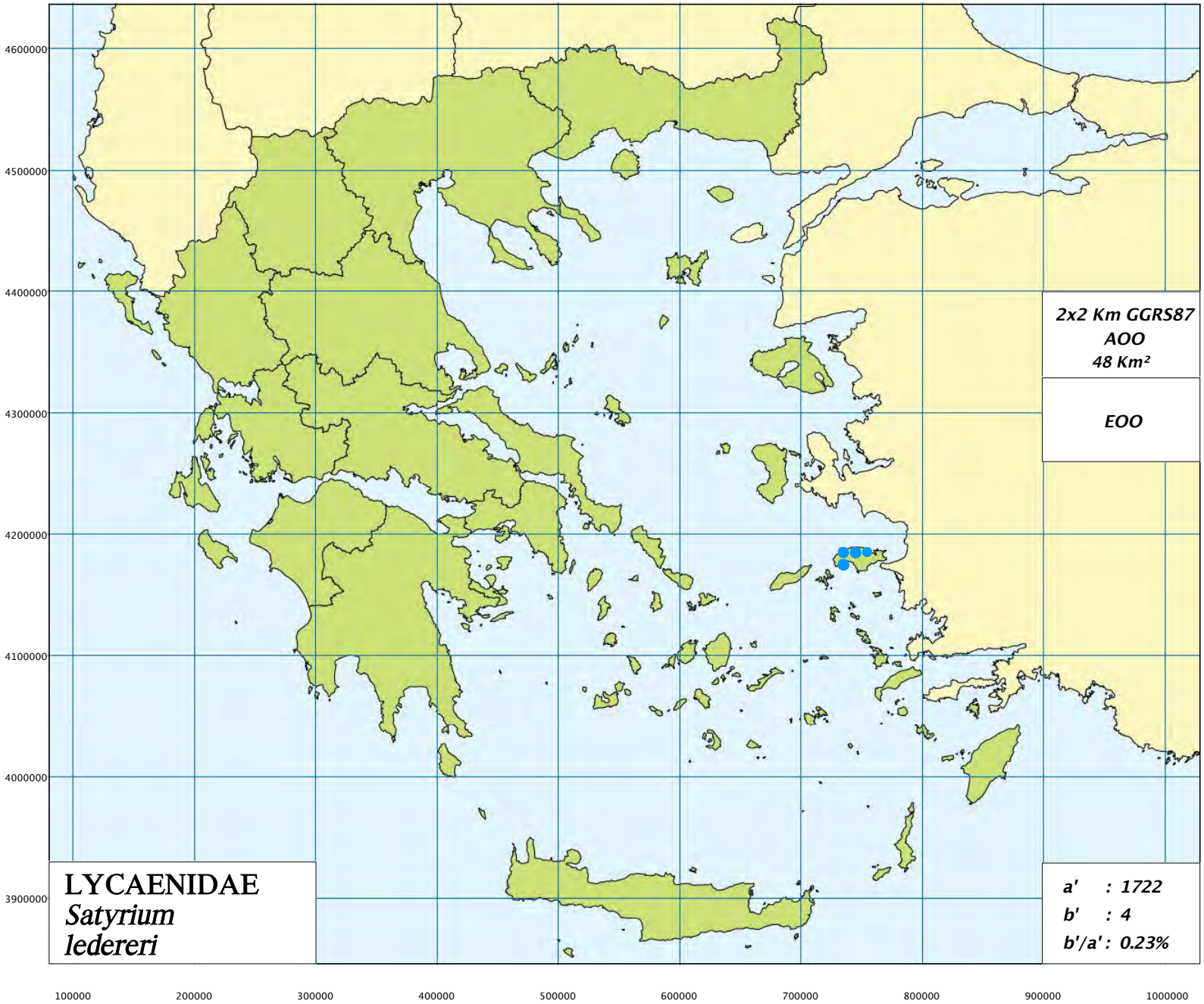
4600000
4500000
4400000
4300000
4200000
4100000
4000000
3900000
100000
200000
300000
400000
500000
600000
700000
800000
900000
1000000
2x2 Km GGRS87
AOO
48 Km²
EOO
LYCAENIDAE
Satyrium
ledereri
a' : 1722
b' : 4
b'/a' : 0.23%

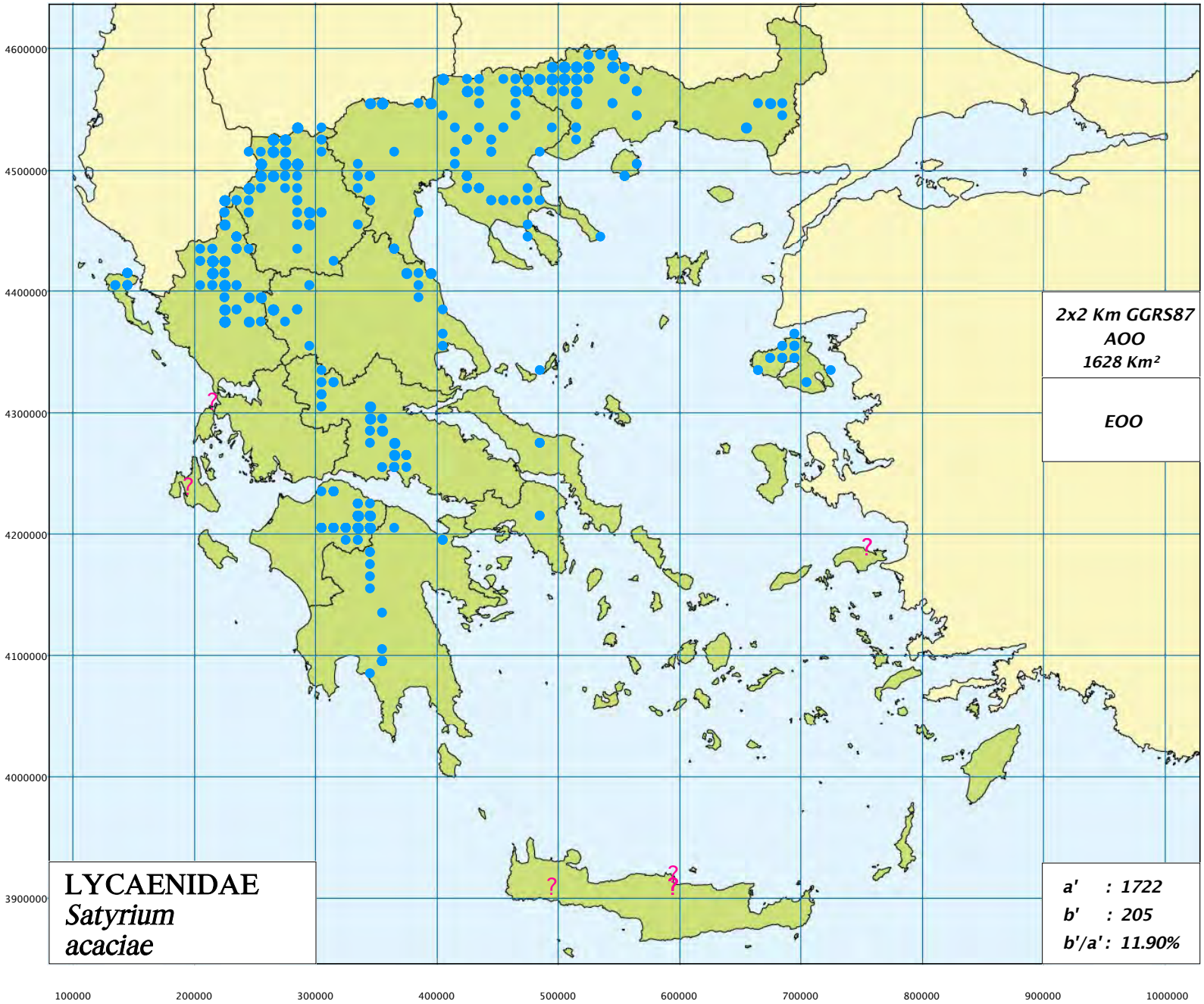
4600000
4500000
4400000
4300000
4200000
4100000
4000000
3900000
100000
200000
300000
400000
500000
600000
700000
800000
900000
1000000
2x2 Km GGRS87
AOO
1628 Km²
EOO
LYCAENIDAE
Satyrium
acaciae
a' : 1722
b' : 205
b'/a' : 11.90%

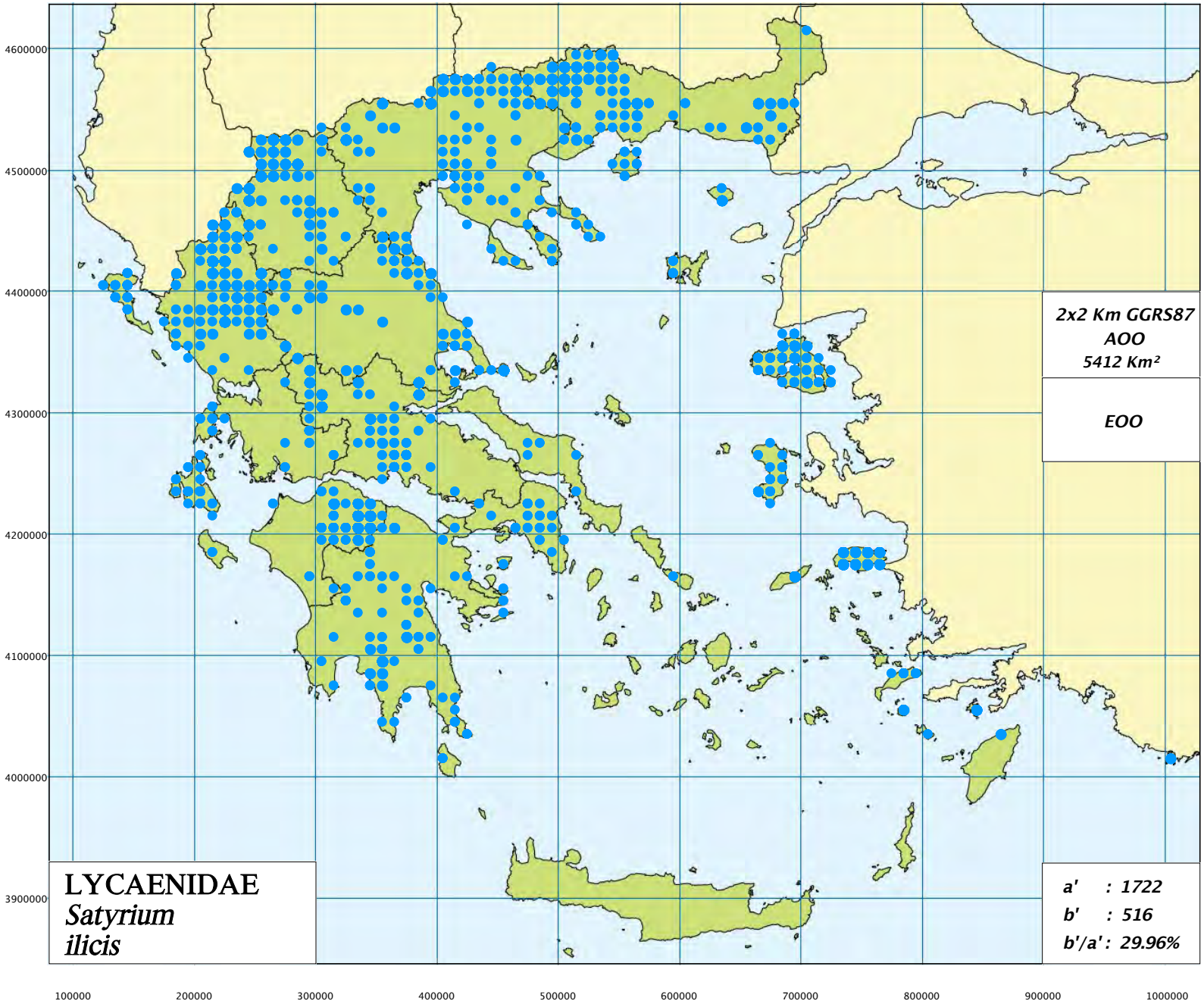
4600000
4500000
4400000
4300000
4200000
4100000
4000000
3900000
100000
200000
300000
400000
500000
600000
700000
800000
900000
1000000
2x2 Km GGRS87
AOO
5412 Km²
EOO
LYCAENIDAE
Satyrium
ilicis
a' : 1722
b' : 516
b'/a' : 29.96%

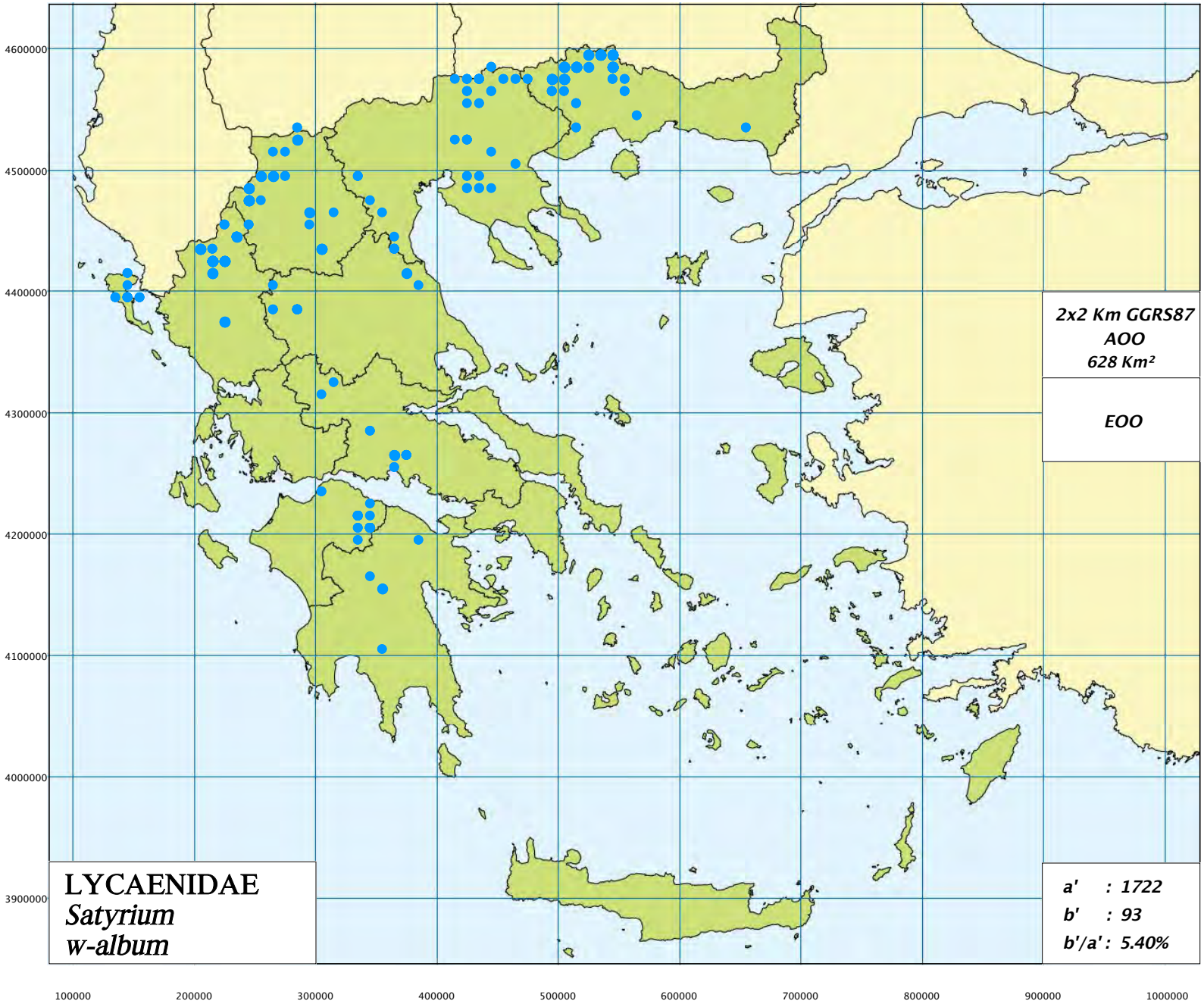
4600000
4500000
4400000
4300000
4200000
4100000
4000000
3900000
100000
200000
300000
400000
500000
600000
700000
800000
900000
1000000
2x2 Km GGRS87
AOO
628 Km²
EOO
LYCAENIDAE
Satyrium
w-album
a' : 1722
b' : 93
b'/a' : 5.40%

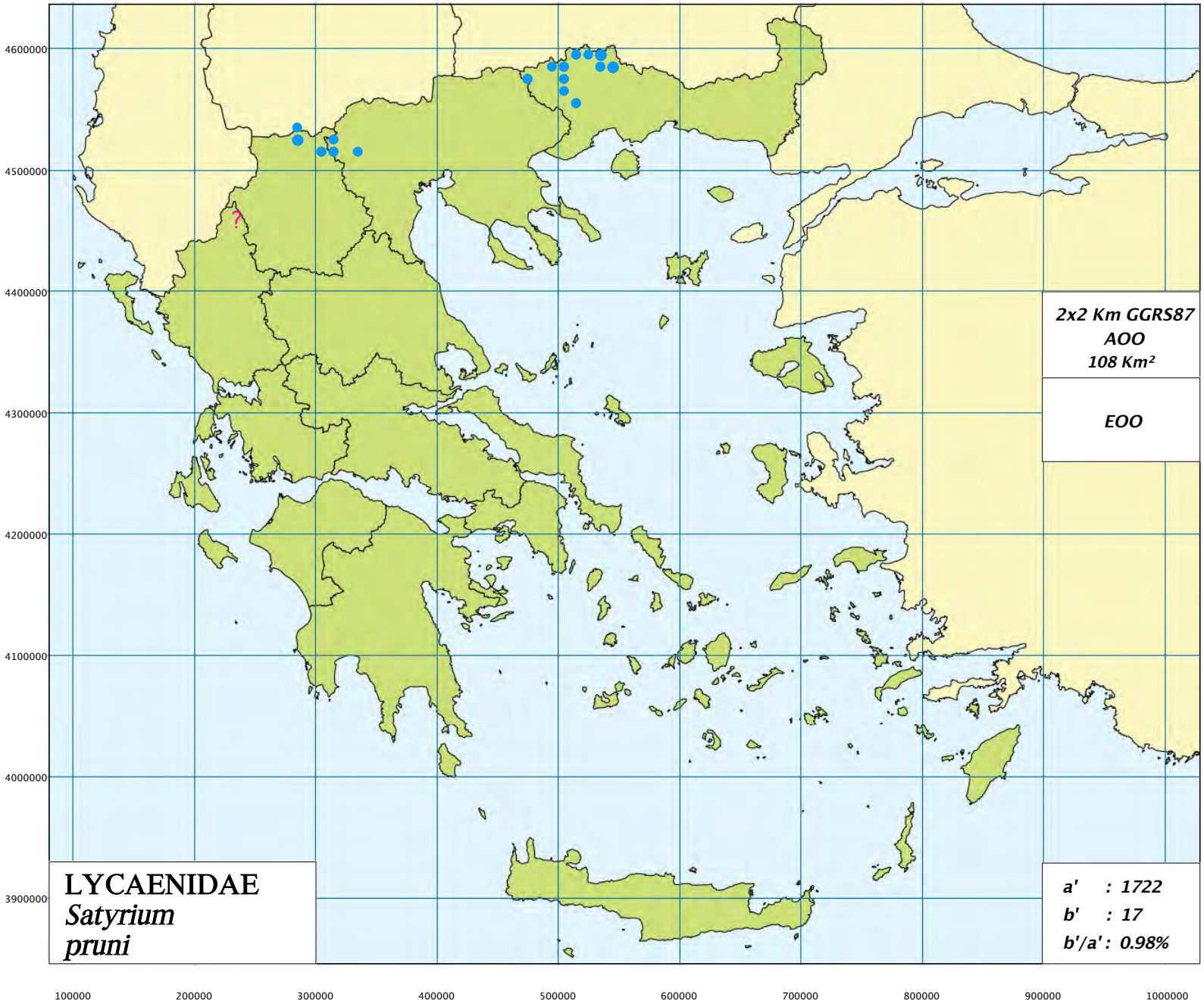
4600000
4500000
4400000
4300000
4200000
4100000
4000000
3900000
100000
200000
300000
400000
500000
600000
700000
800000
900000
1000000
?
2x2 Km GGRS87
AOO
108 Km²
EOO
LYCAENIDAE
Satyrium
pruni
a' : 1722
b' : 17
b'/a' : 0.98%

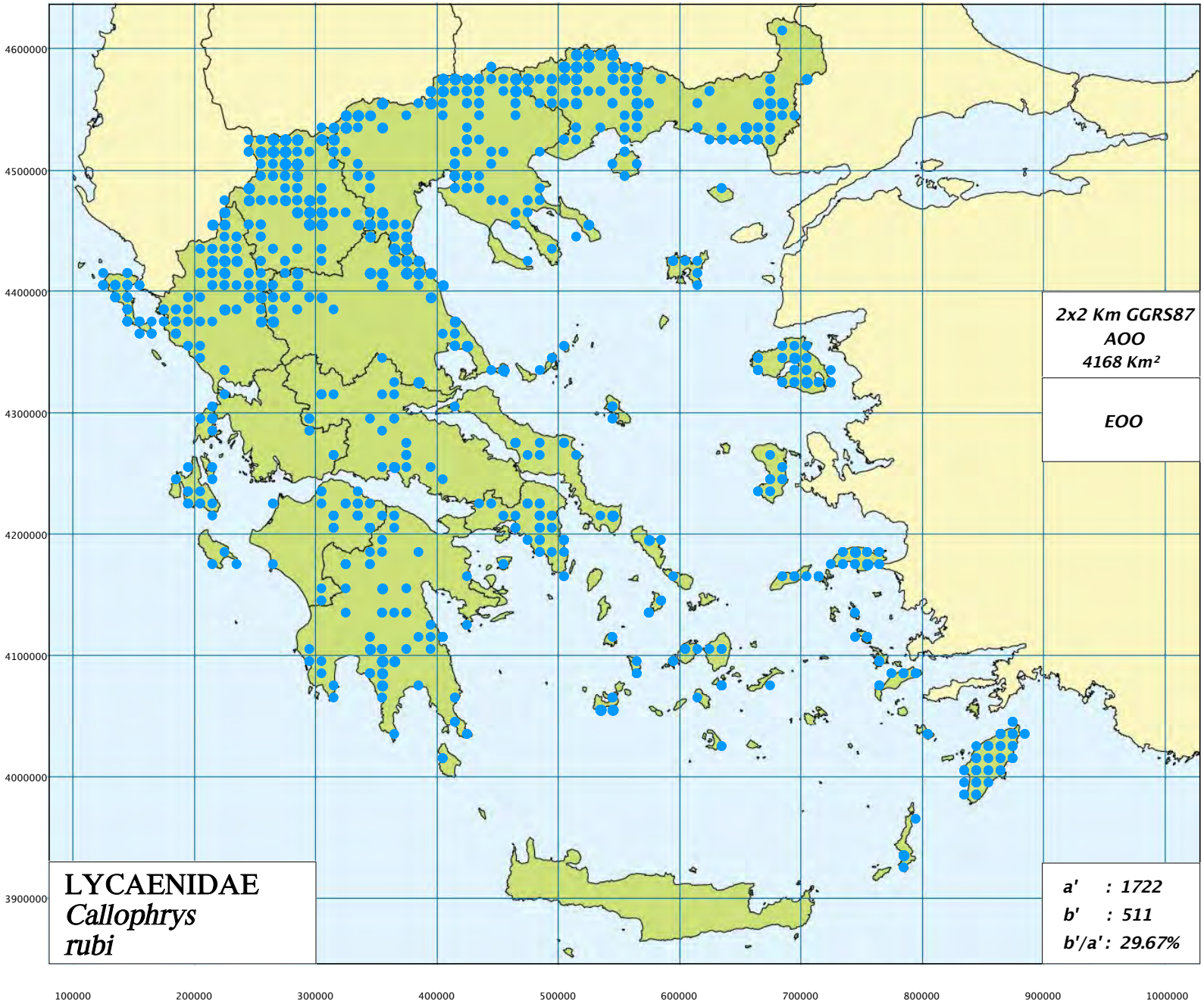
4600000
4500000
4400000
4300000
4200000
4100000
4000000
3900000
100000
200000
300000
400000
500000
600000
700000
800000
900000
1000000
2x2 Km GGRS87
AOO
4168 Km²
EOO
LYCAENIDAE
Callophrys
rubi
a' : 1722
b' : 511
b'/a' : 29.67%

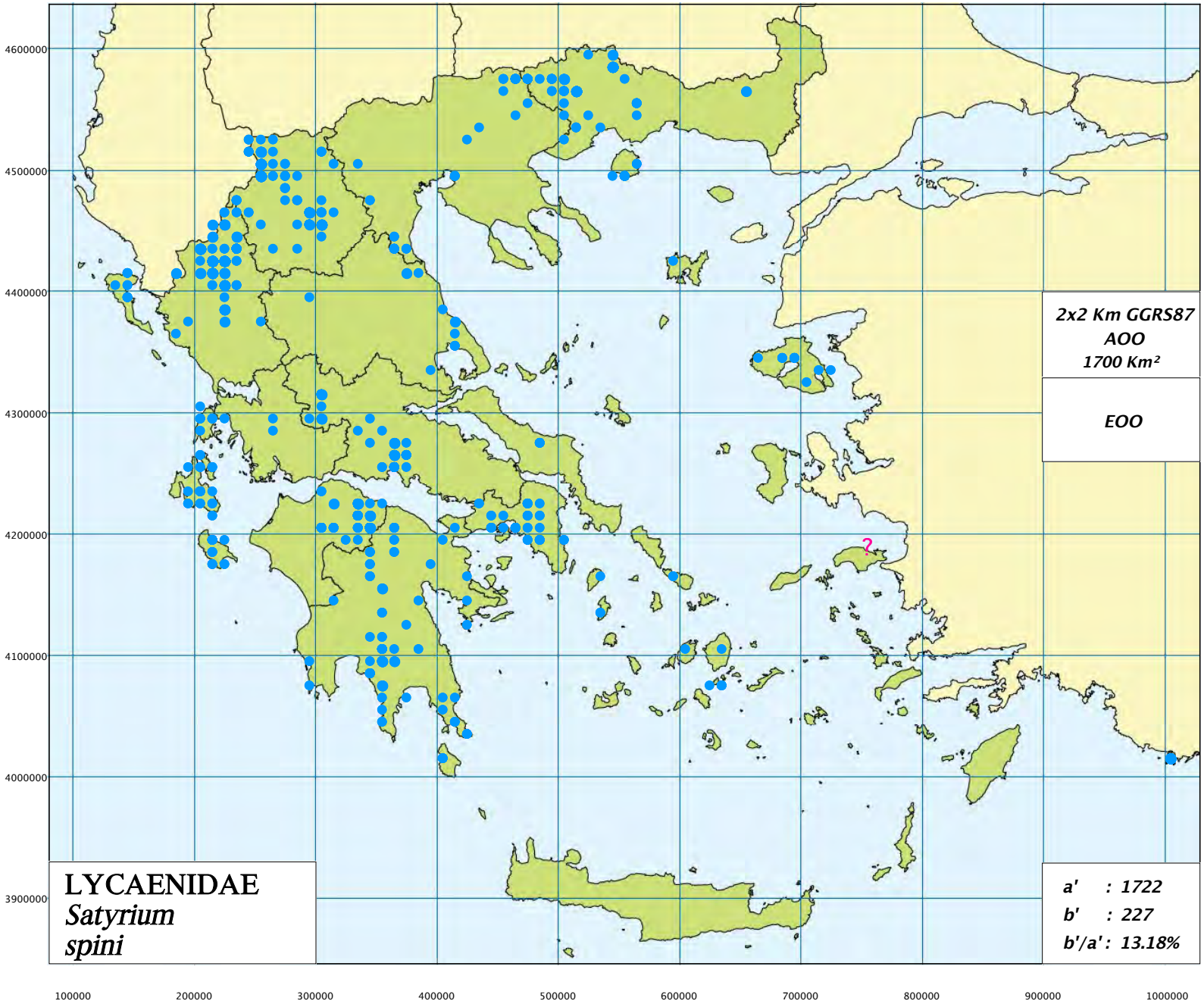
4600000
4500000
4400000
4300000
4200000
4100000
4000000
3900000
100000
200000
300000
400000
500000
600000
700000
800000
900000
1000000
2x2 Km GGRS87
AOO
1700 Km²
EOO
?
LYCAENIDAE
Satyrium
spini
a' : 1722
b' : 227
b'/a' : 13.18%

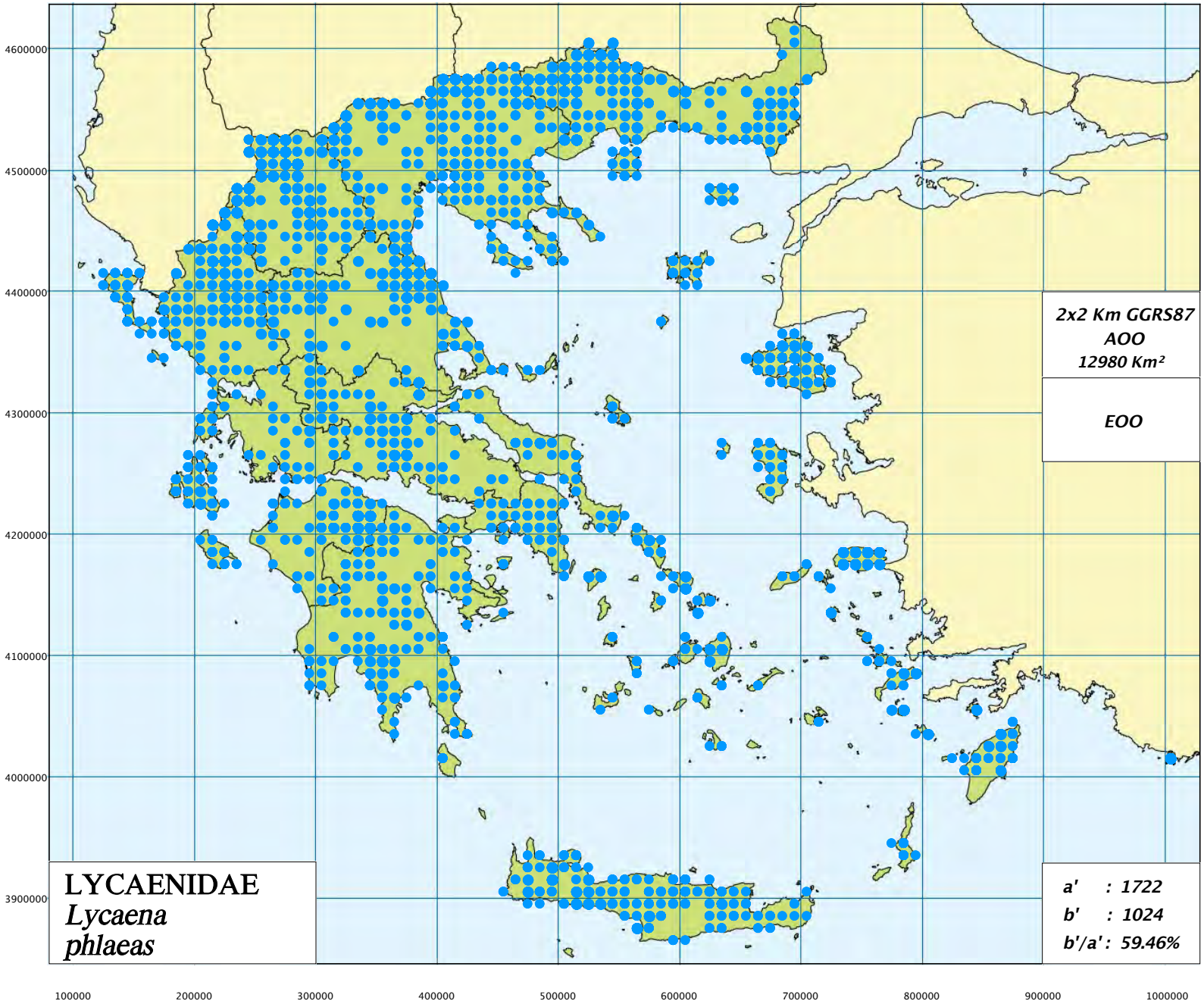
4600000
4500000
4400000
4300000
4200000
4100000
4000000
3900000
100000
200000
300000
400000
500000
600000
700000
800000
900000
1000000
2x2 Km GGRS87
AOO
12980 Km²
EOO
LYCAENIDAE
Lycaena
phlaeas
a' : 1722
b' : 1024
b'/a' : 59.46%

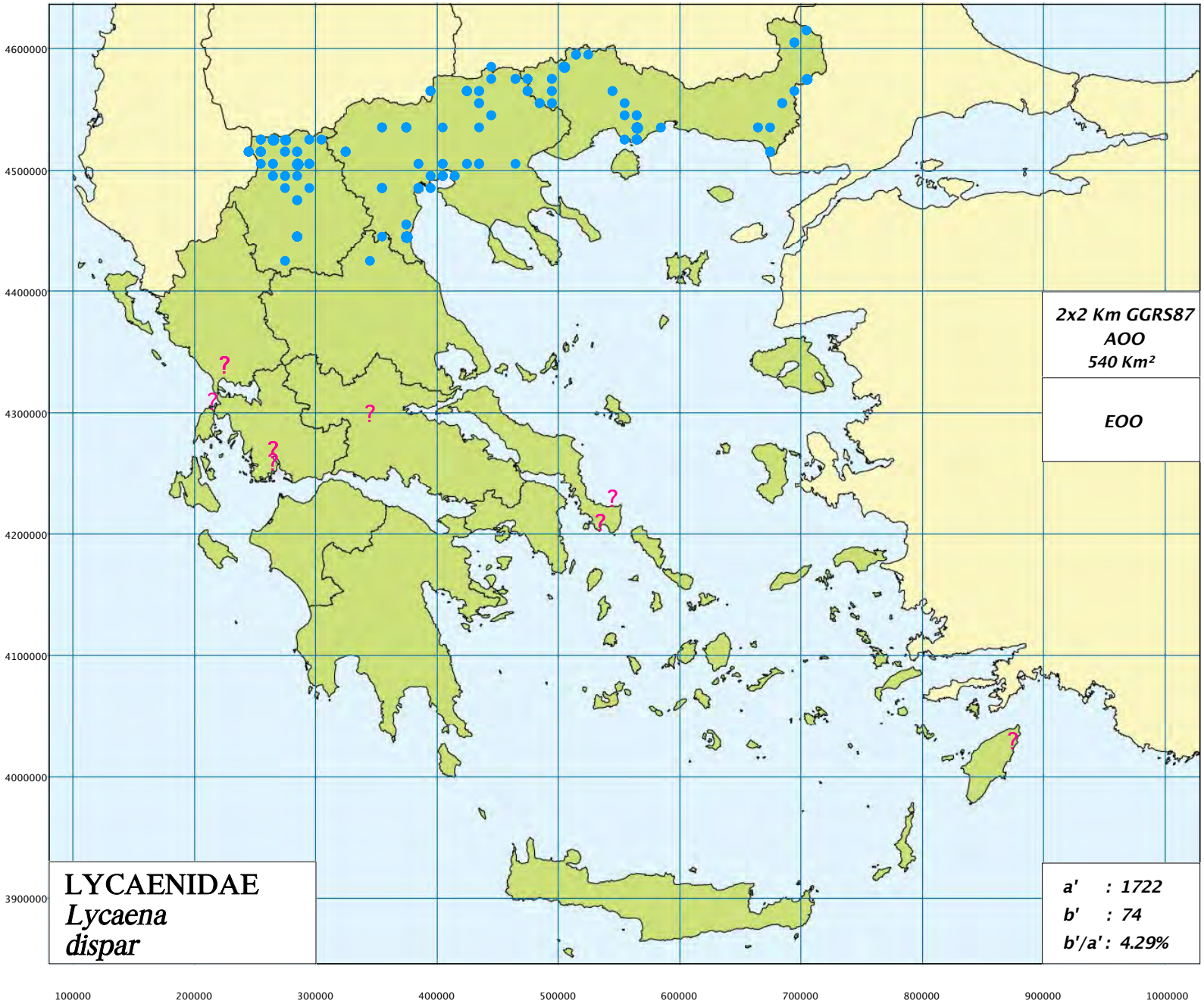
4600000
4500000
4400000
4300000
4200000
4100000
4000000
3900000
100000
200000
300000
400000
500000
600000
700000
800000
900000
1000000
2x2 Km GGRS87
AOO
540 Km²
EOO
LYCAENIDAE
Lycaena
dispar
a' : 1722
b' : 74
b'/a' : 4.29%

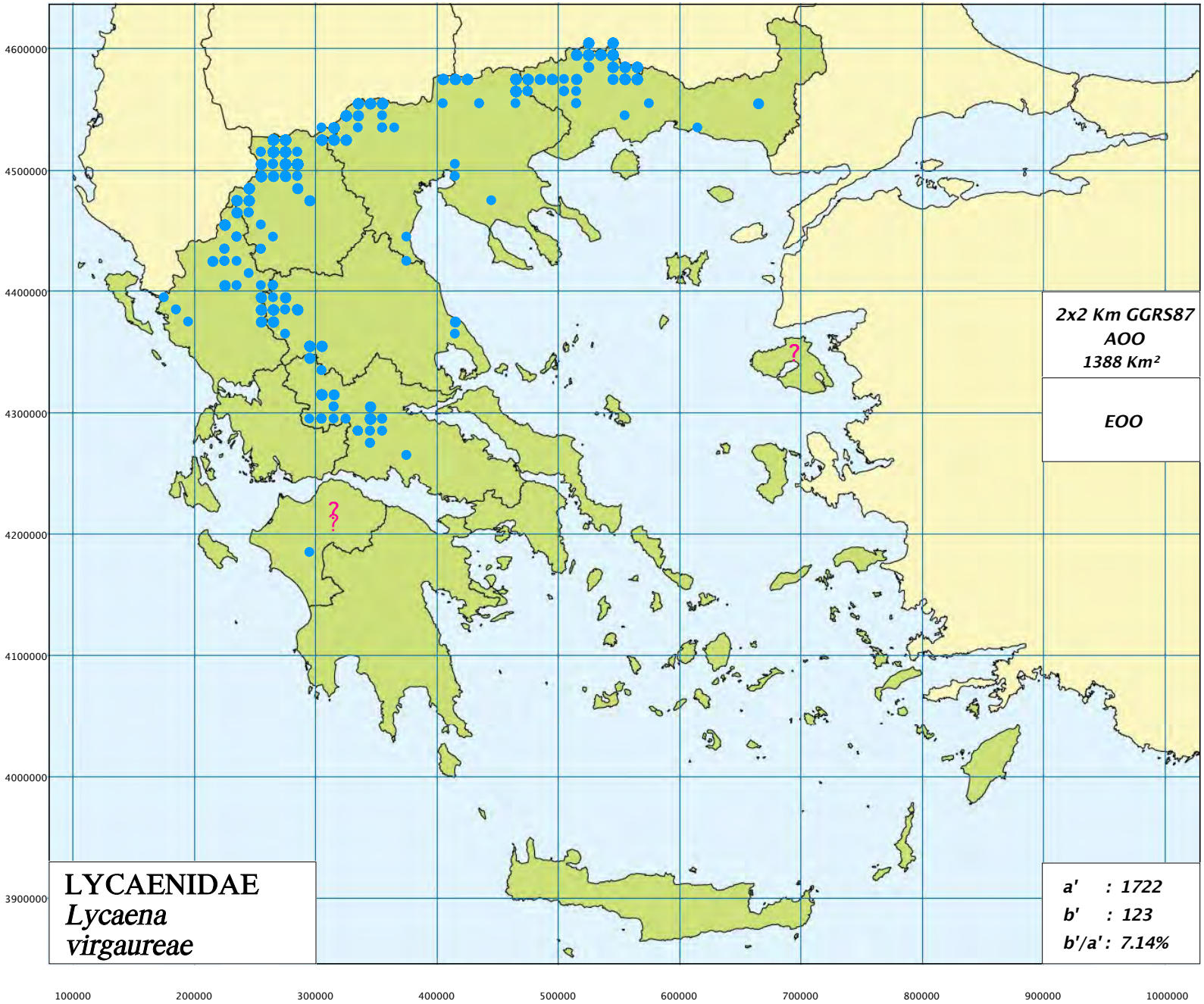
4600000
4500000
4400000
4300000
4200000
4100000
4000000
3900000
100000
200000
300000
400000
500000
600000
700000
800000
900000
1000000
2x2 Km GGRS87
AOO
1388 Km²
EOO
LYCAENIDAE
Lycaena
virgaureae
a' : 1722
b' : 123
b'/a' : 7.14%

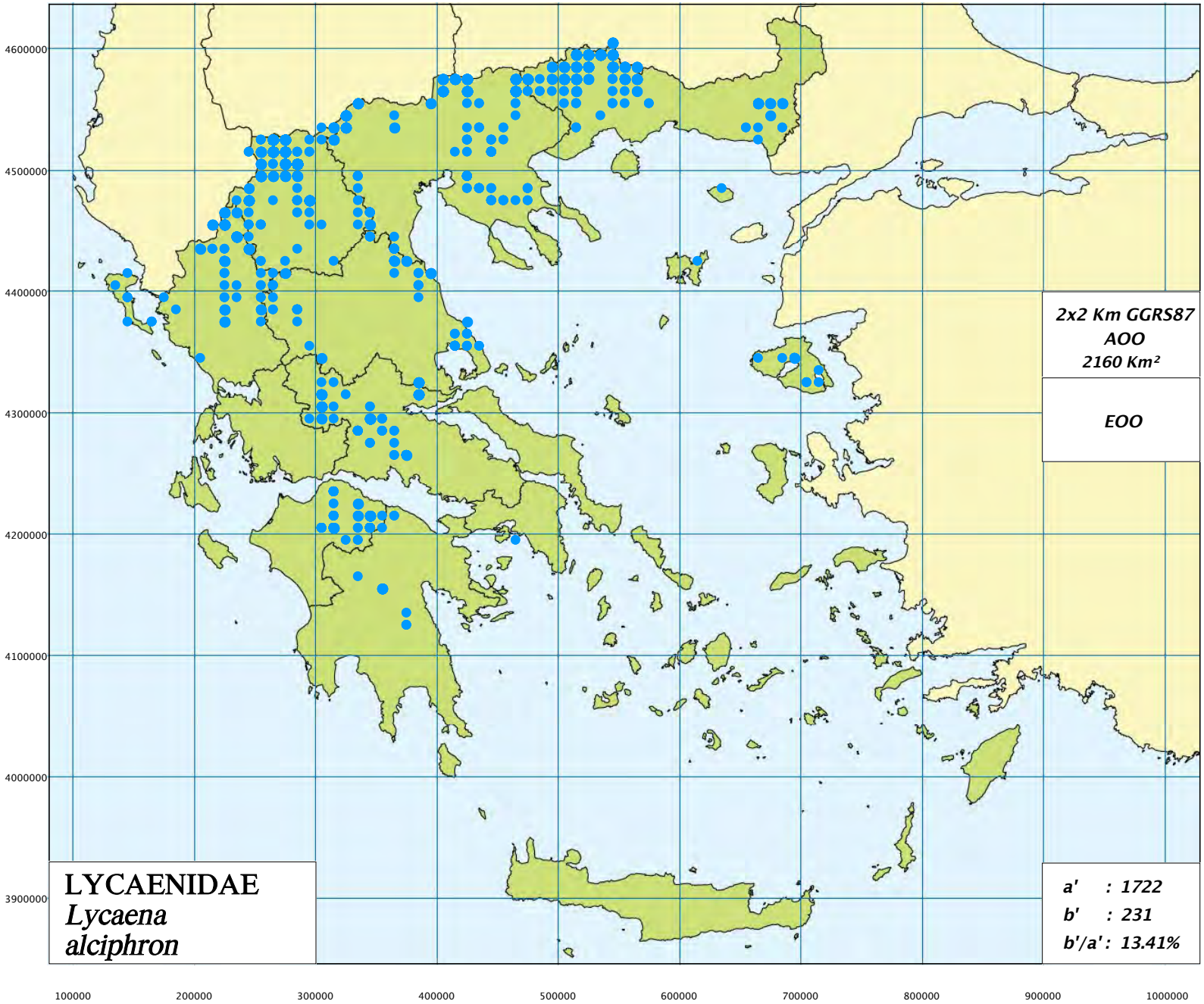
4600000
4500000
4400000
4300000
4200000
4100000
4000000
3900000
100000
200000
300000
400000
500000
600000
700000
800000
900000
1000000
2x2 Km GGRS87
AOO
2160 Km²
EOO
LYCAENIDAE
Lycaena
alciphron
a' : 1722
b' : 231
b'/a' : 13.41%

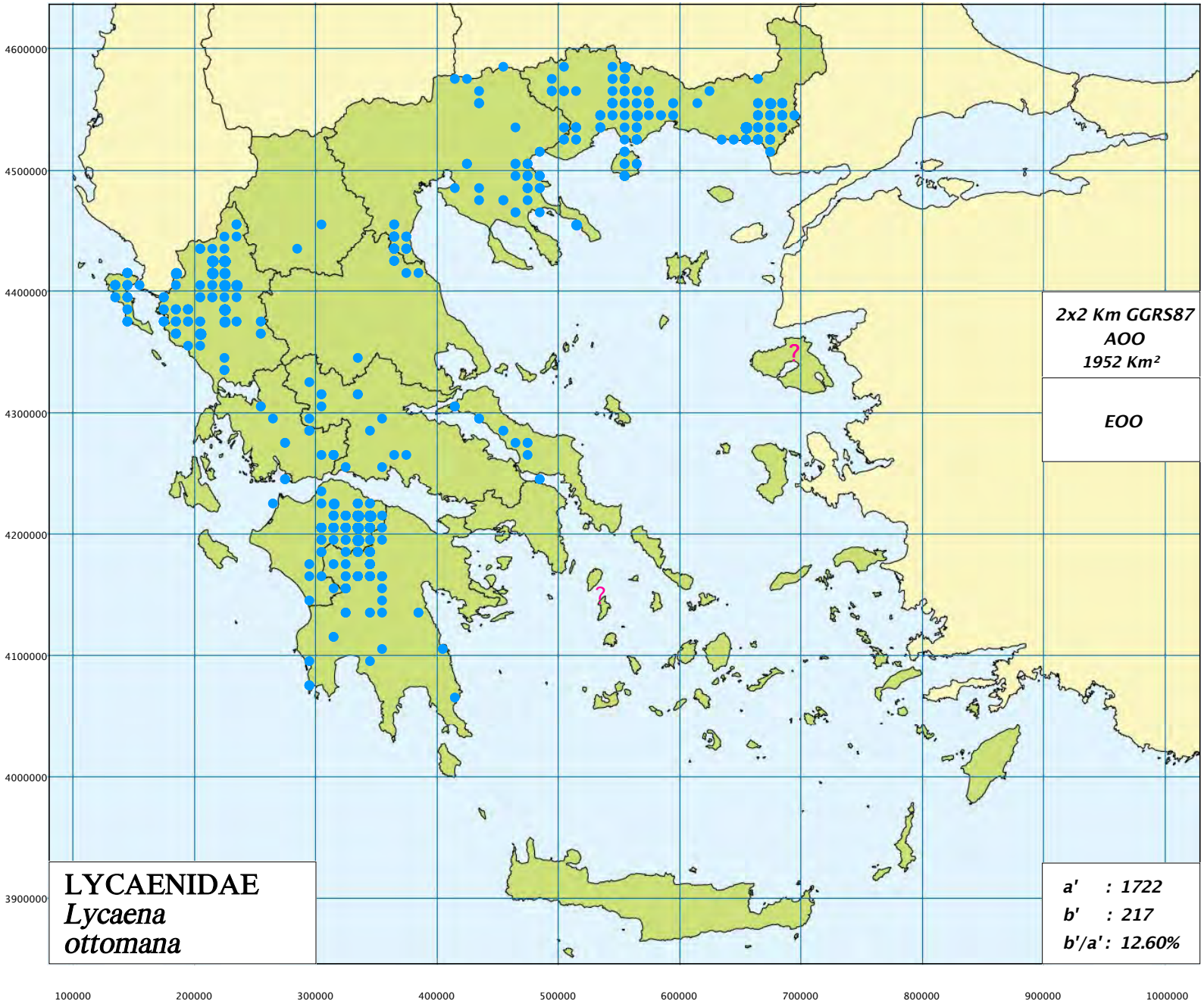
4600000
4500000
4400000
4300000
4200000
4100000
4000000
3900000
100000
200000
300000
400000
500000
600000
700000
800000
900000
1000000
2x2 Km GGRS87
AOO
1952 Km²
EOO
LYCAENIDAE
Lycaena
ottomana
a' : 1722
b' : 217
b'/a' : 12.60%

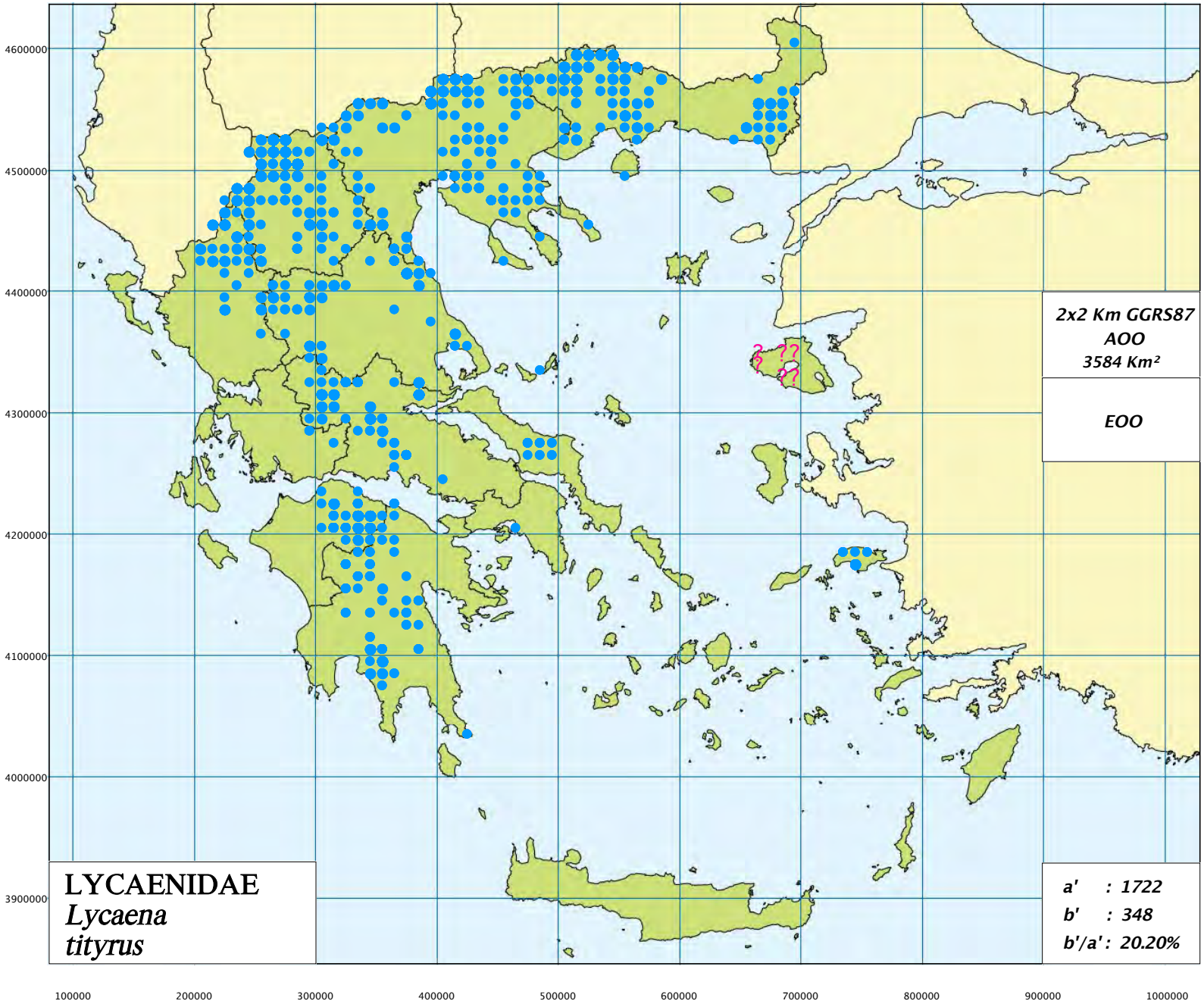
4600000
4500000
4400000
4300000
4200000
4100000
4000000
3900000
100000
200000
300000
400000
500000
600000
700000
800000
900000
1000000
2x2 Km GGRS87
AOO
3584 Km²
EOO
LYCAENIDAE
Lycaena
tityrus
a' : 1722
b' : 348
b'/a' : 20.20%

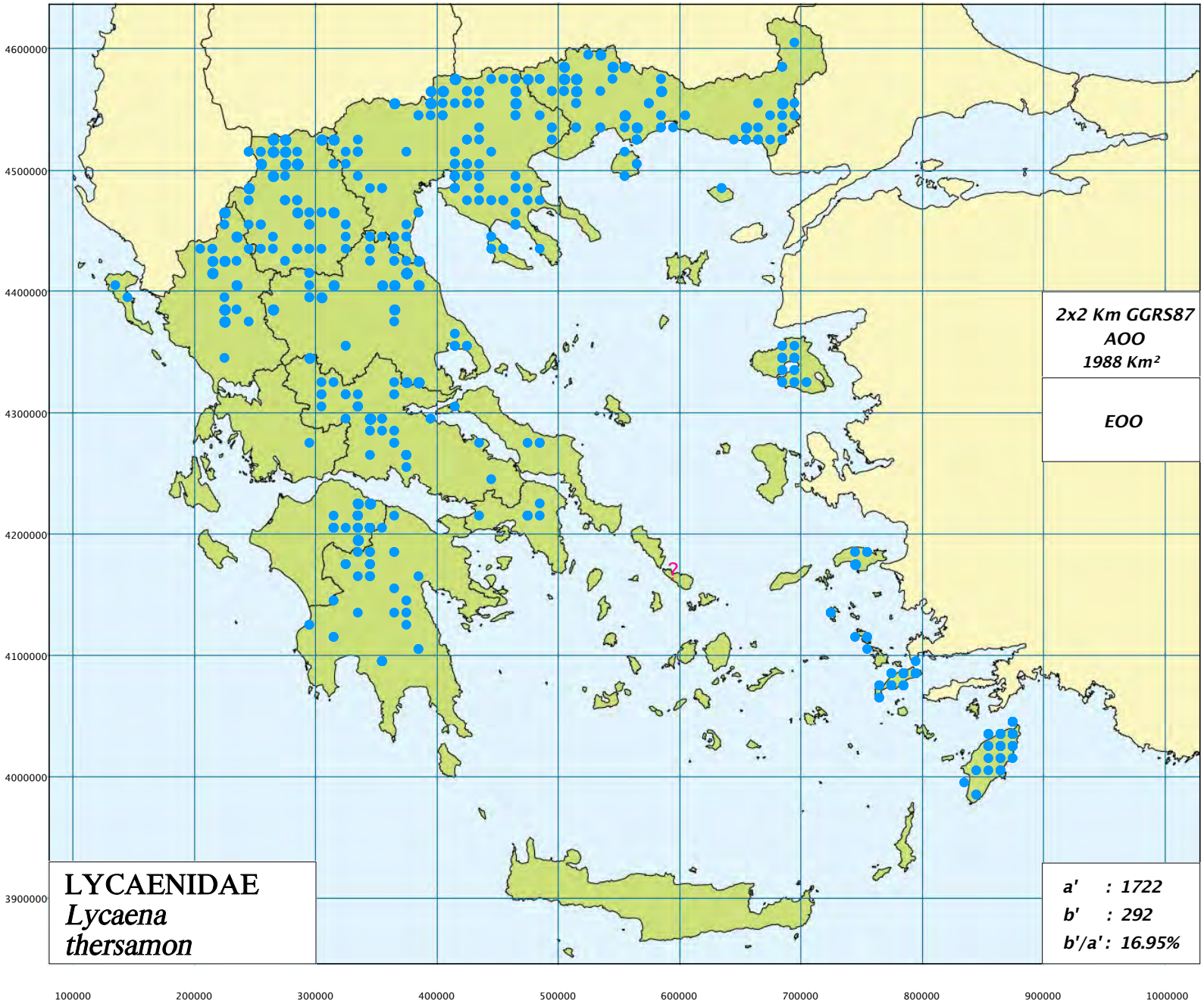
4600000
4500000
4400000
4300000
4200000
4100000
4000000
3900000
100000
200000
300000
400000
500000
600000
700000
800000
900000
1000000
2x2 Km GGRS87
AOO
1988 Km²
EOO
LYCAENIDAE
Lycaena
thersamon
a' : 1722
b' : 292
b'/a' : 16.95%

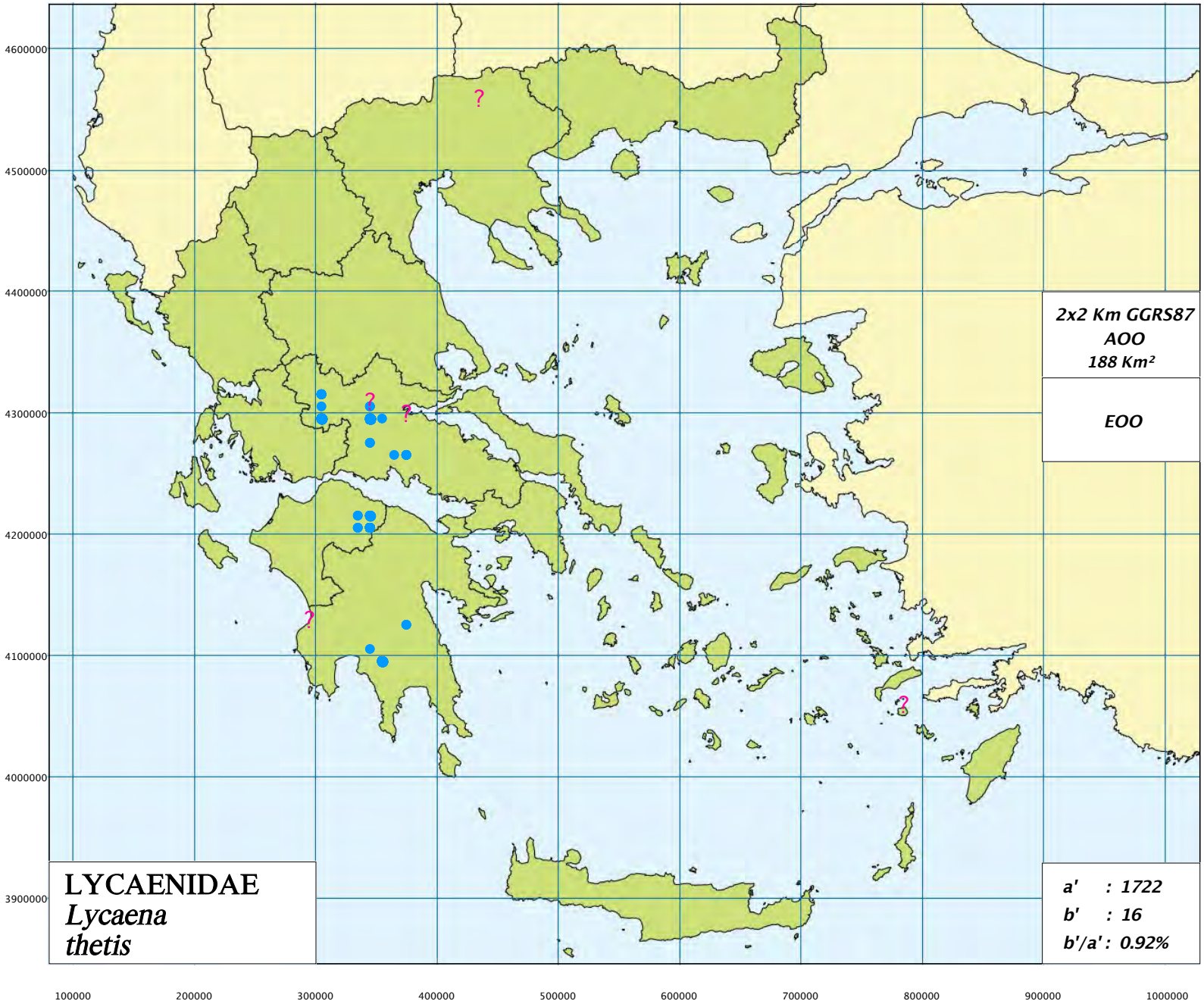
4600000
4500000
4400000
4300000
4200000
4100000
4000000
3900000
100000
200000
300000
400000
500000
600000
700000
800000
900000
1000000
2x2 Km GGRS87
AOO
188 Km²
EOO
LYCAENIDAE
Lycaena
thetis
a' : 1722
b' : 16
b'/a' : 0.92%

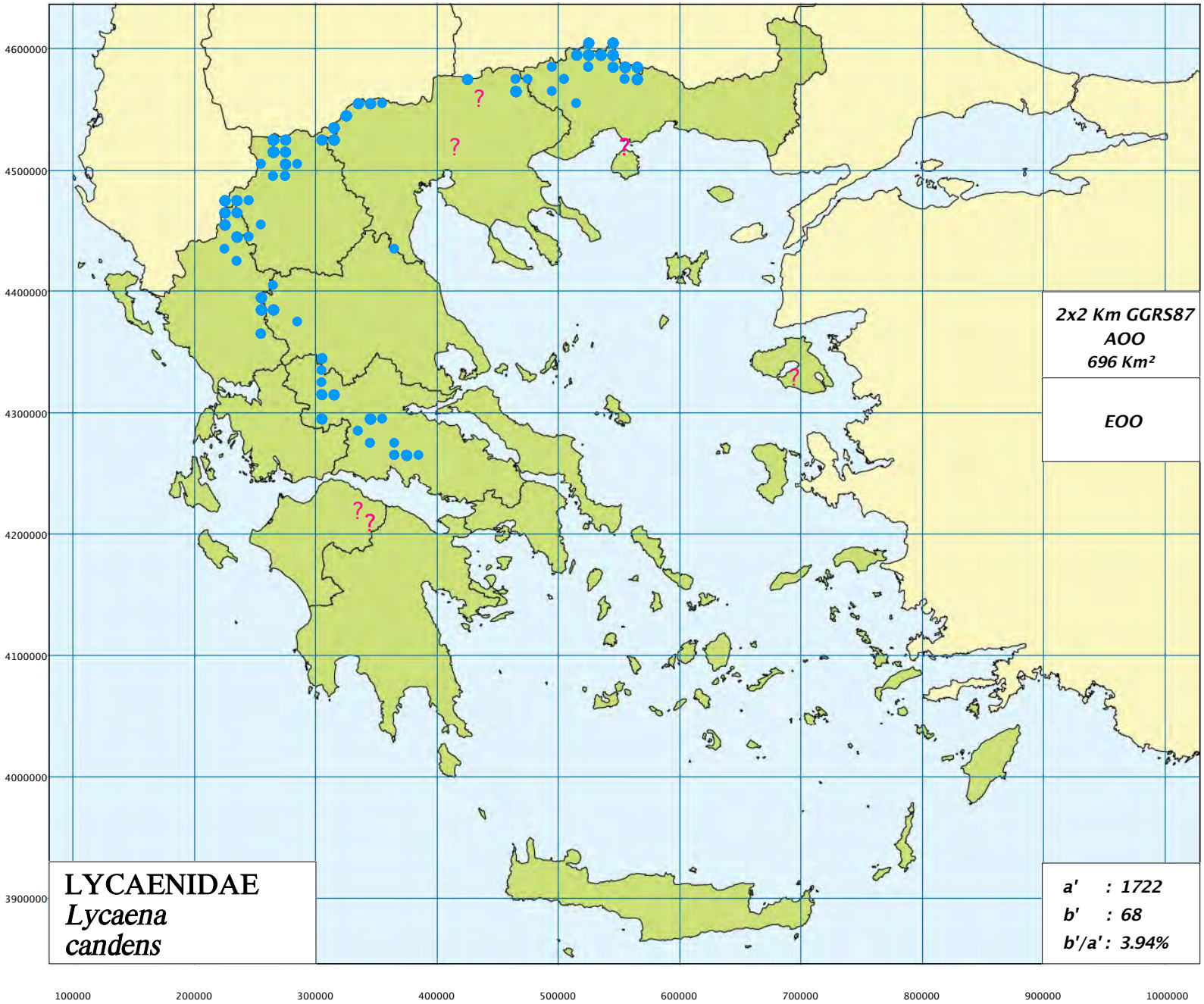
4600000
4500000
4400000
4300000
4200000
4100000
4000000
3900000
100000
200000
300000
400000
500000
600000
700000
800000
900000
1000000
2x2 Km GGRS87
AOO
696 Km²
EOO
LYCAENIDAE
Lycaena
candens
a' : 1722
b' : 68
b'/a' : 3.94%

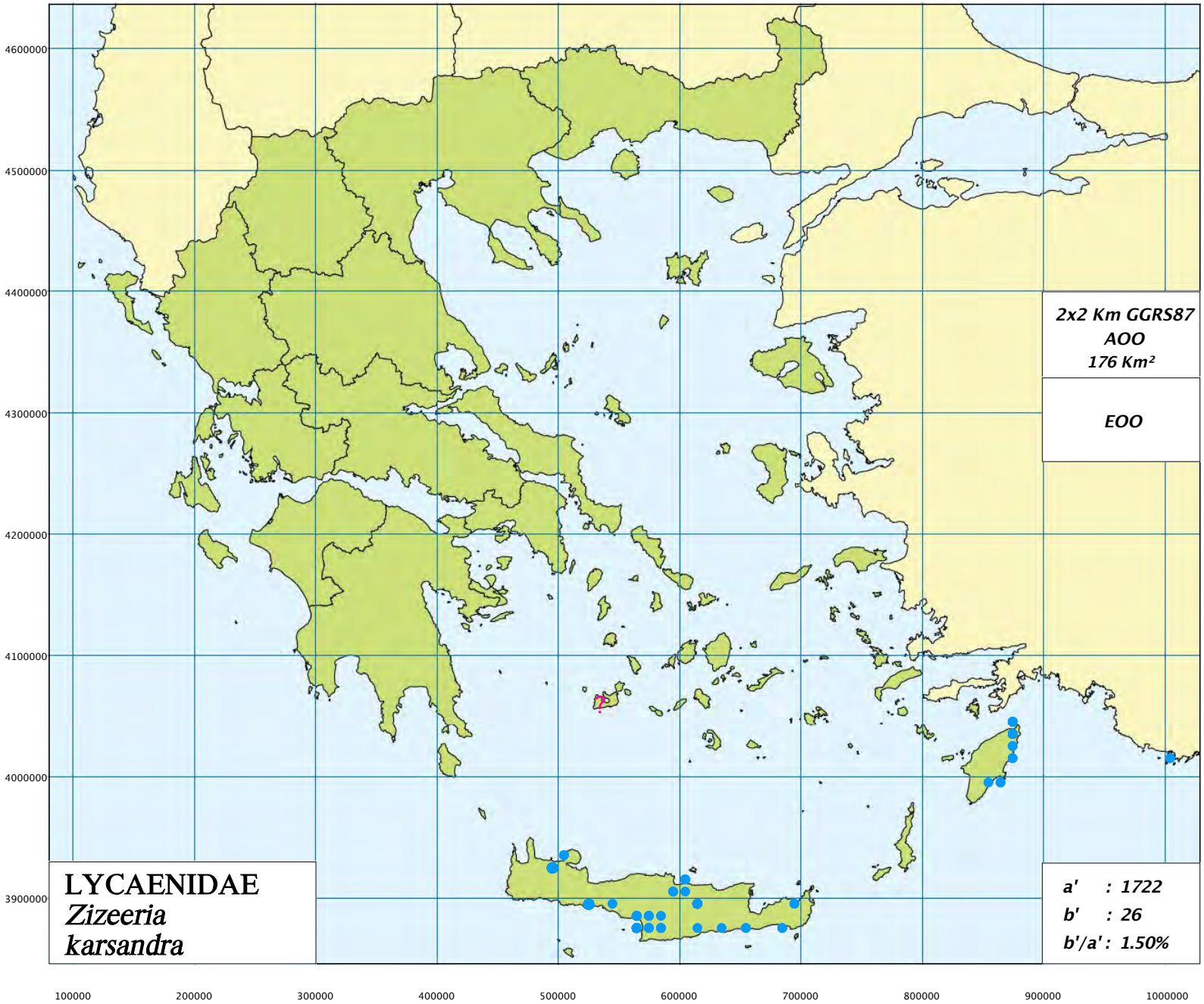
4600000
4500000
4400000
4300000
4200000
4100000
4000000
3900000
100000
200000
300000
400000
500000
600000
700000
800000
900000
1000000
2x2 Km GGRS87
AOO
176 Km²
EOO
LYCAENIDAE
Zizeeria
karsandra
a' : 1722
b' : 26
b'/a' : 1.50%

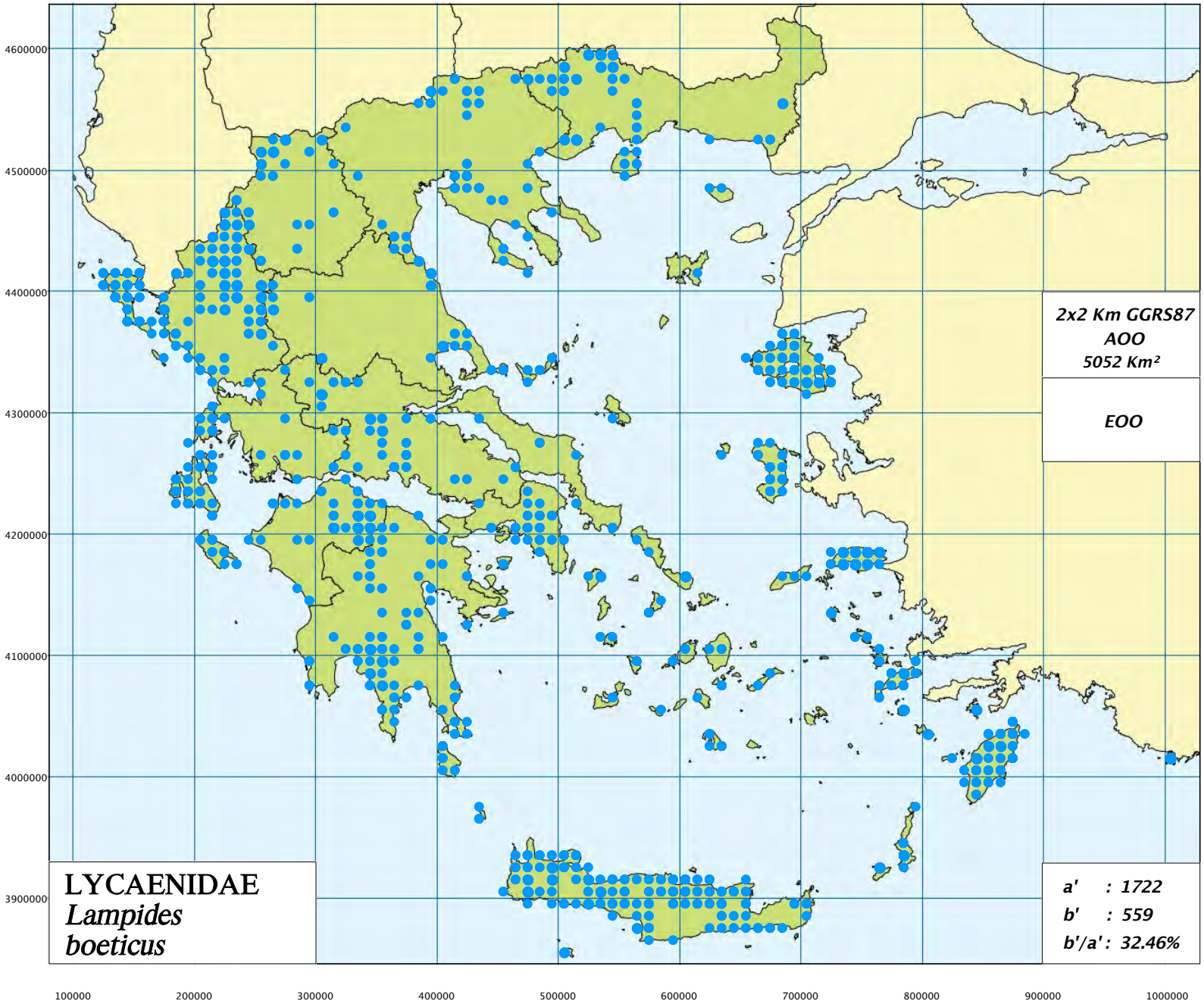
4600000
4500000
4400000
4300000
4200000
4100000
4000000
3900000
100000
200000
300000
400000
500000
600000
700000
800000
900000
1000000
2x2 Km GGRS87
AOO
5052 Km²
EOO
LYCAENIDAE
Lampides
boeticus
a' : 1722
b' : 559
b'/a' : 32.46%

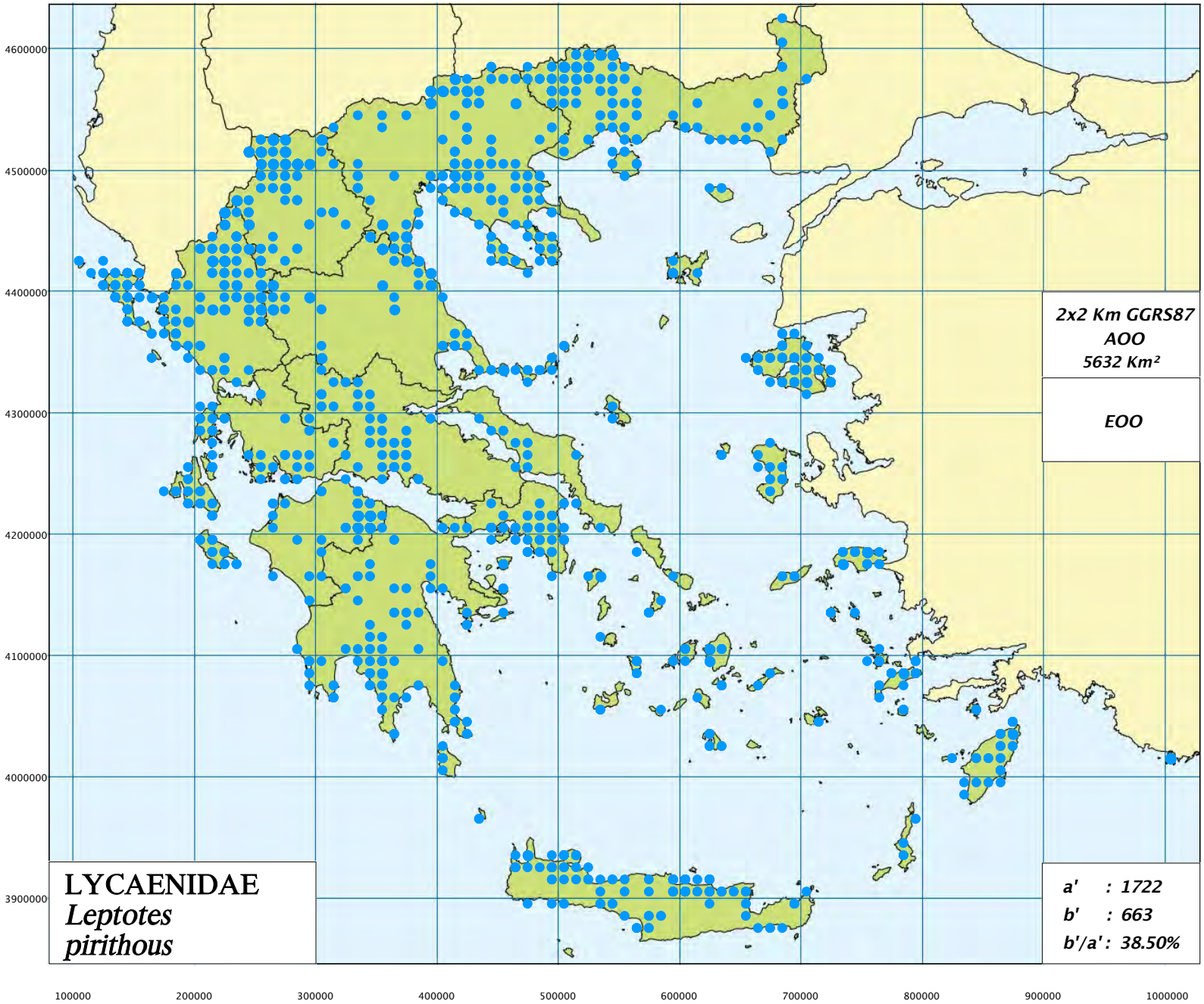
4600000
4500000
4400000
4300000
4200000
4100000
4000000
3900000
100000
200000
300000
400000
500000
600000
700000
800000
900000
1000000
2x2 Km GGRS87
AOO
5632 Km²
EOO
LYCAENIDAE
Leptotes
pirithous
a' : 1722
b' : 663
b'/a' : 38.50%

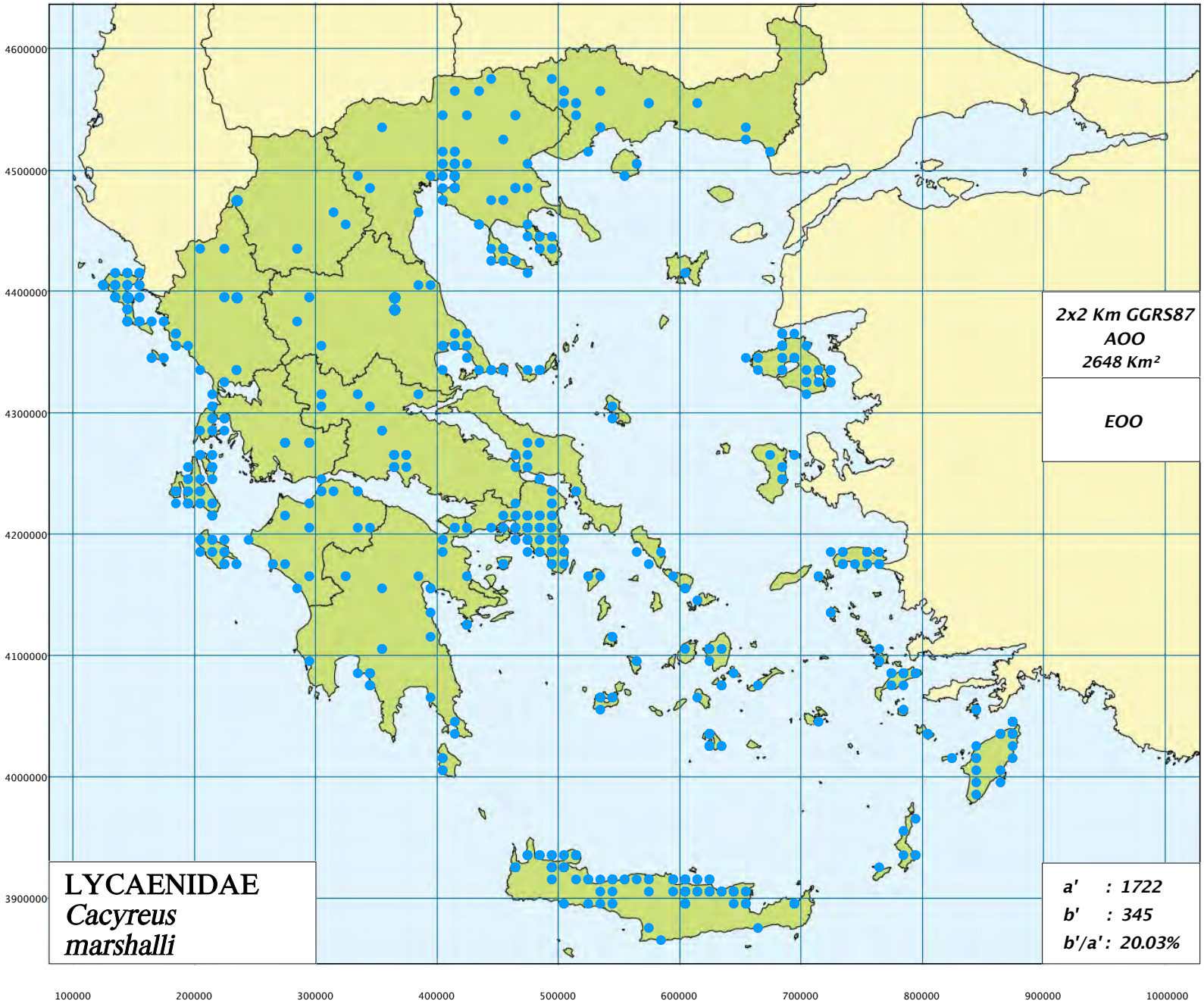
4600000
4500000
4400000
4300000
4200000
4100000
4000000
3900000
100000
200000
300000
400000
500000
600000
700000
800000
900000
1000000
2x2 Km GGRS87
AOO
2648 Km²
EOO
LYCAENIDAE
Cacyreus
marshalli
a' : 1722
b' : 345
b'/a' : 20.03%

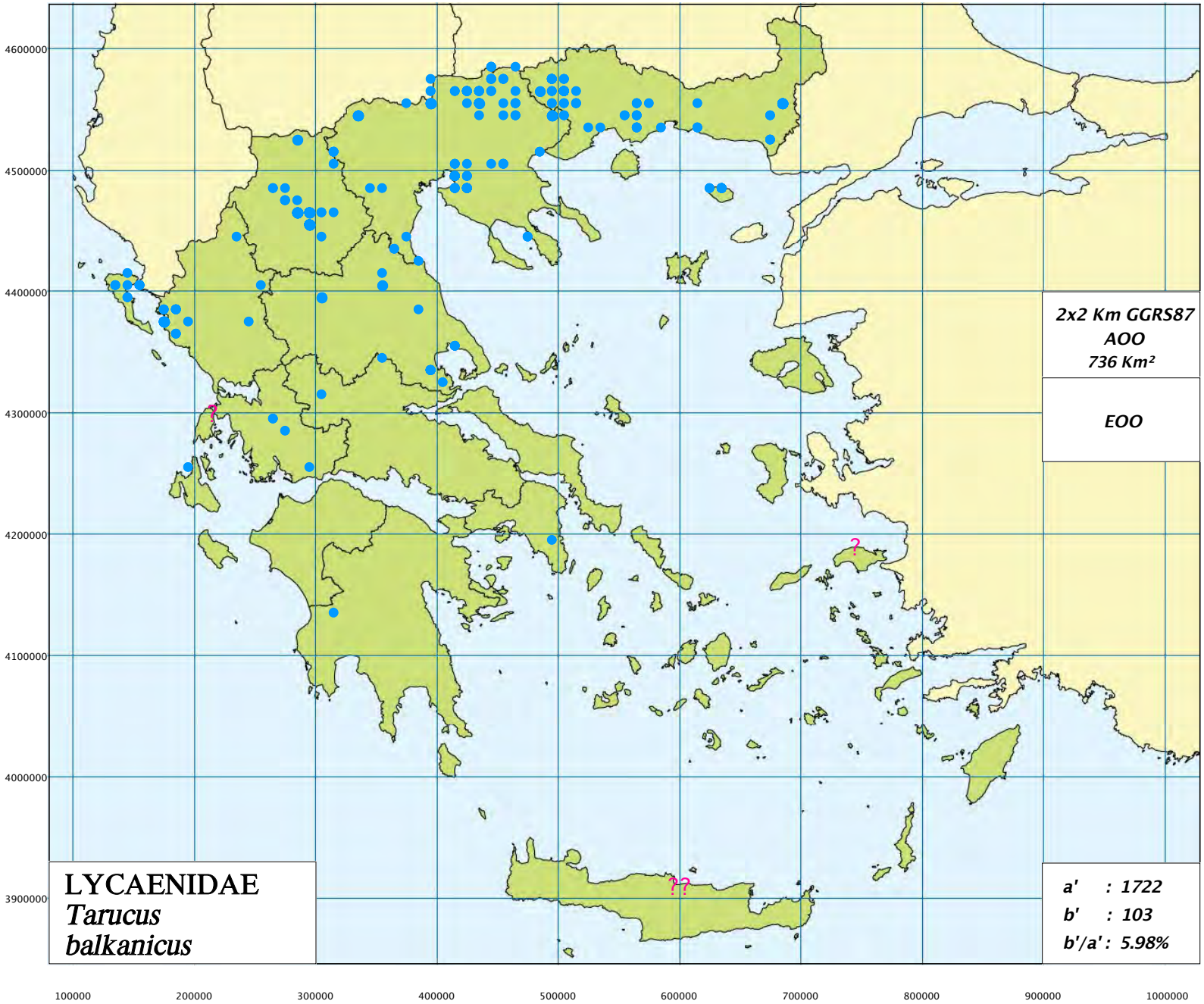
4600000
4500000
4400000
4300000
4200000
4100000
4000000
3900000
100000
200000
300000
400000
500000
600000
700000
800000
900000
1000000
2x2 Km GGRS87
AOO
736 Km²
EOO
LYCAENIDAE
Tarucus
balkanicus
a' : 1722
b' : 103
b'/a' : 5.98%

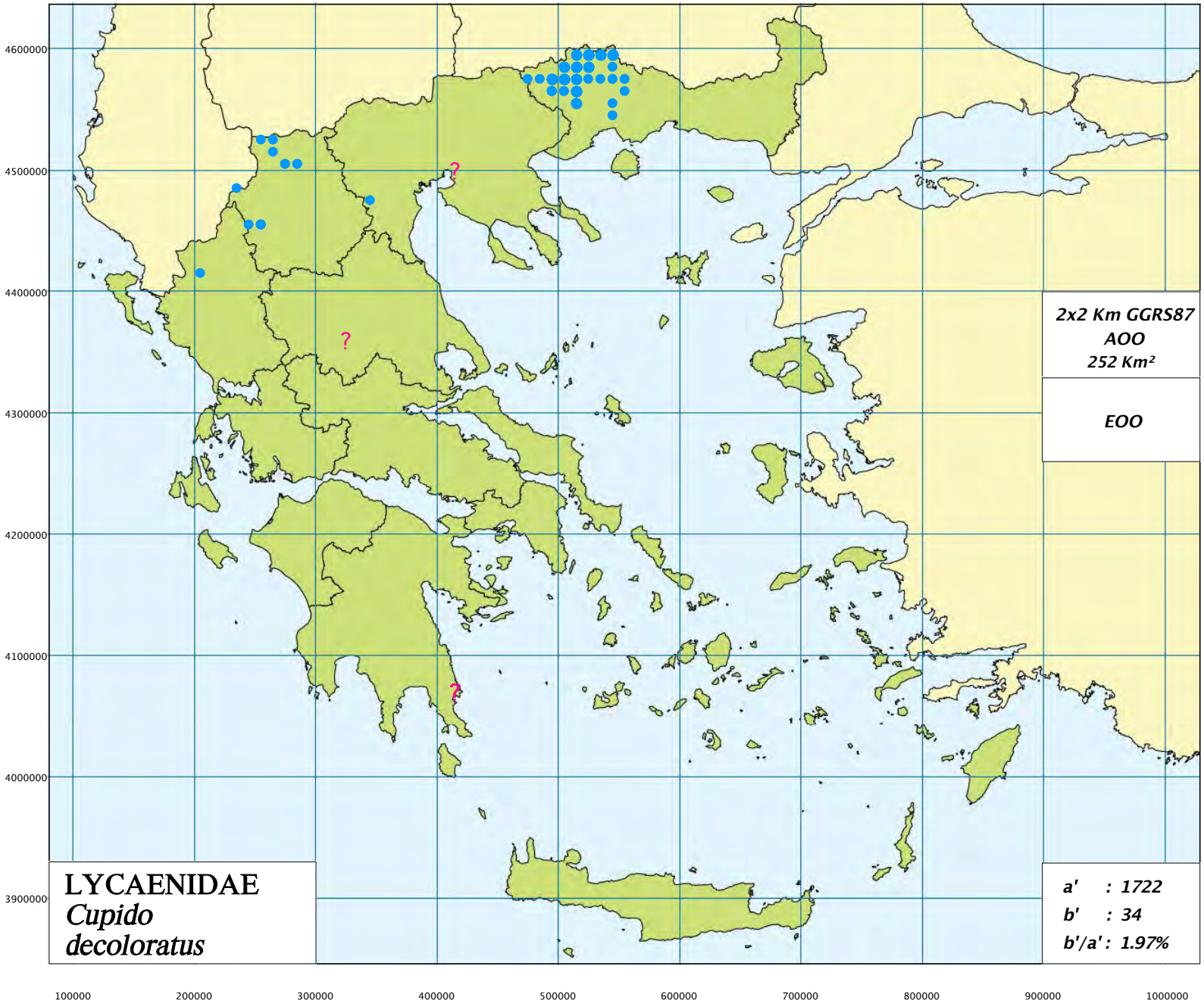
4600000
4500000
4400000
4300000
4200000
4100000
4000000
3900000
100000
200000
300000
400000
500000
600000
700000
800000
900000
1000000
?
?
?
2x2 Km GGRS87
AOO
252 Km²
EOO
LYCAENIDAE
Cupido
decoloratus
a' : 1722
b' : 34
b'/a' : 1.97%

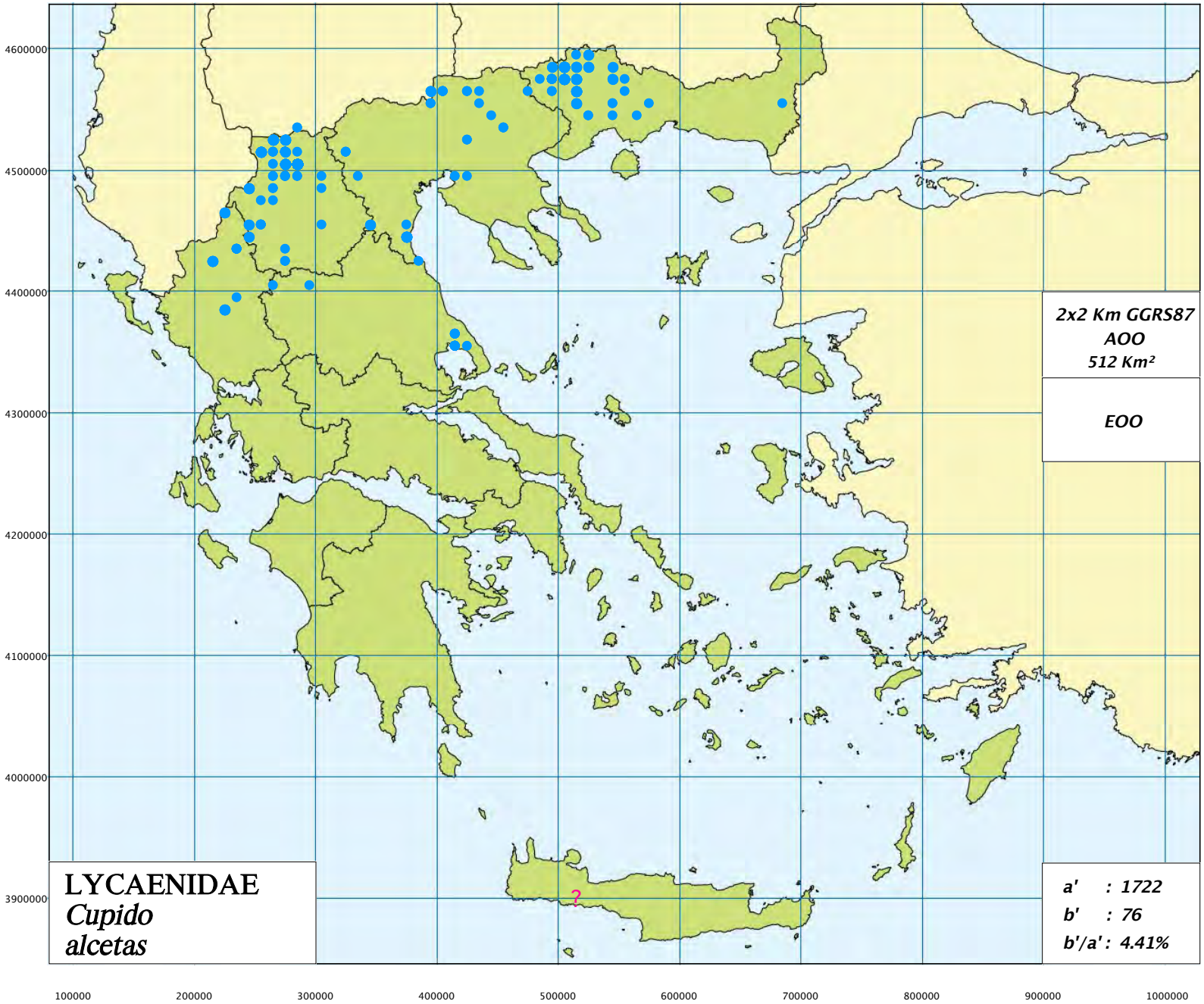
4600000
4500000
4400000
4300000
4200000
4100000
4000000
3900000
100000
200000
300000
400000
500000
600000
700000
800000
900000
1000000
?
2x2 Km GGRS87
AOO
512 Km²
EOO
LYCAENIDAE
Cupido
alcetas
a' : 1722
b' : 76
b'/a' : 4.41%

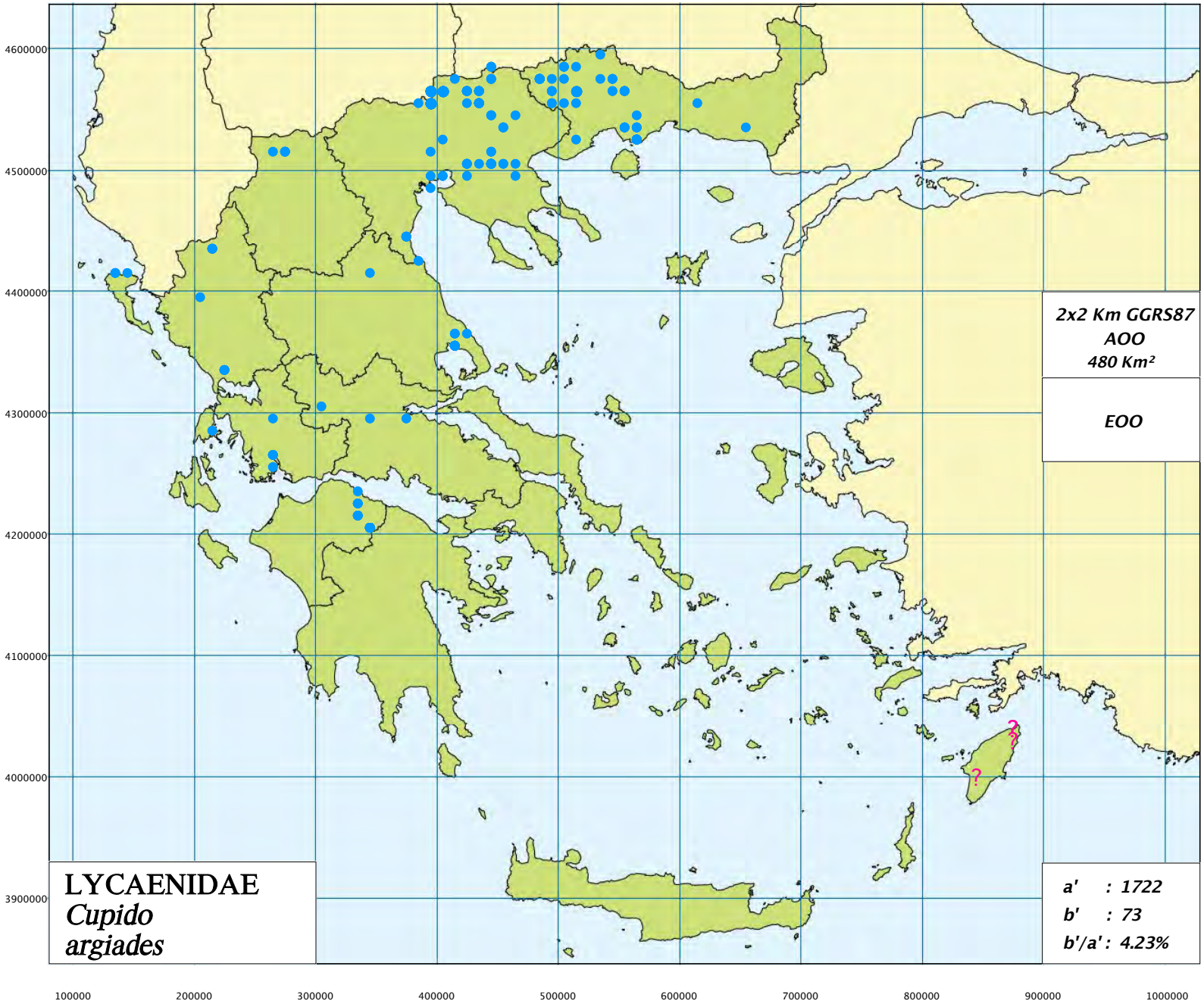
4600000
4500000
4400000
4300000
4200000
4100000
4000000
3900000
100000
200000
300000
400000
500000
600000
700000
800000
900000
1000000
2x2 Km GGRS87
AOO
480 Km²
EOO
LYCAENIDAE
Cupido
argiades
a' : 1722
b' : 73
b'/a' : 4.23%

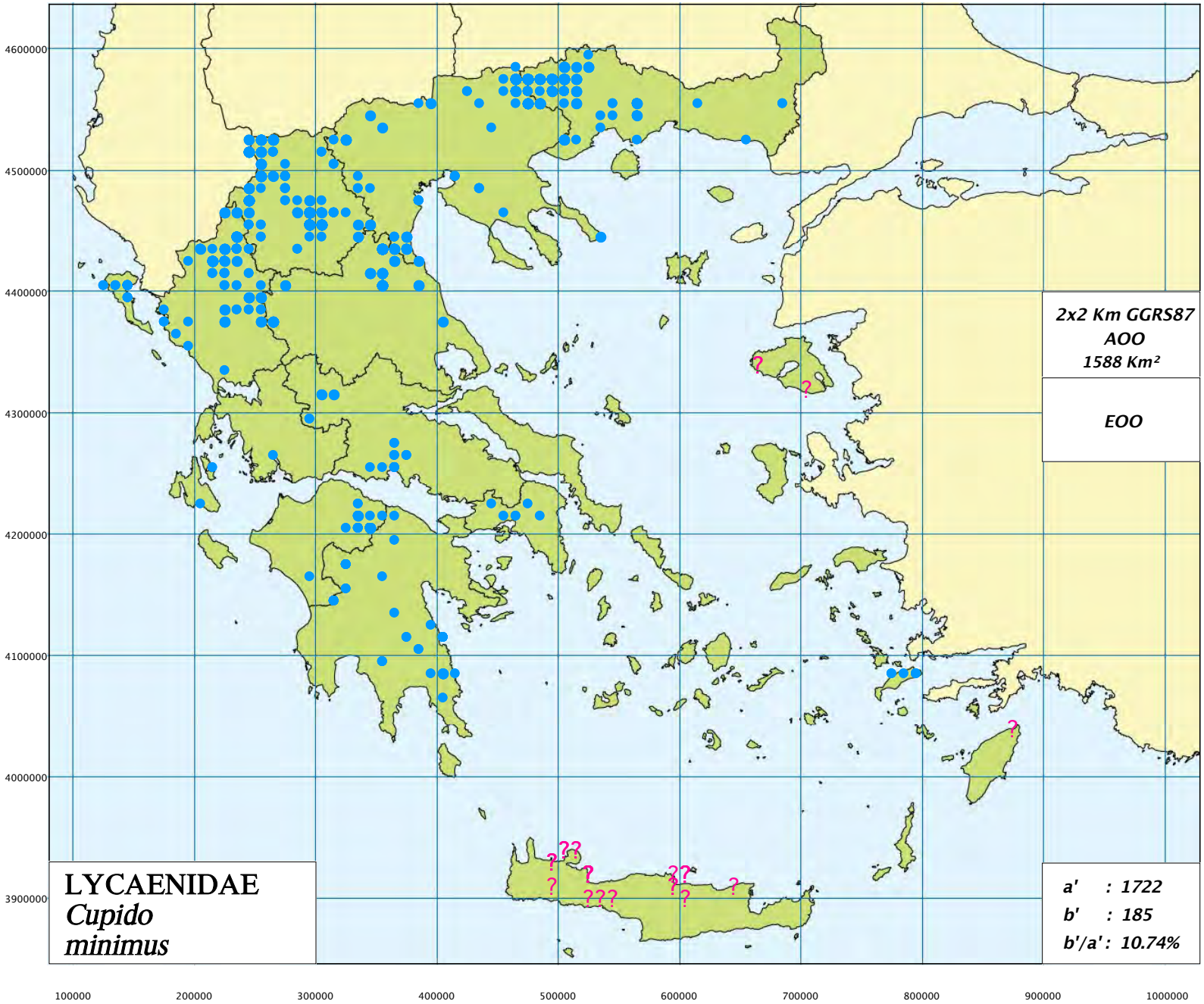
4600000
4500000
4400000
4300000
4200000
4100000
4000000
3900000
100000
200000
300000
400000
500000
600000
700000
800000
900000
1000000
2x2 Km GGRS87
AOO
1588 Km²
EOO
LYCAENIDAE
Cupido
minimus
a' : 1722
b' : 185
b'/a' : 10.74%

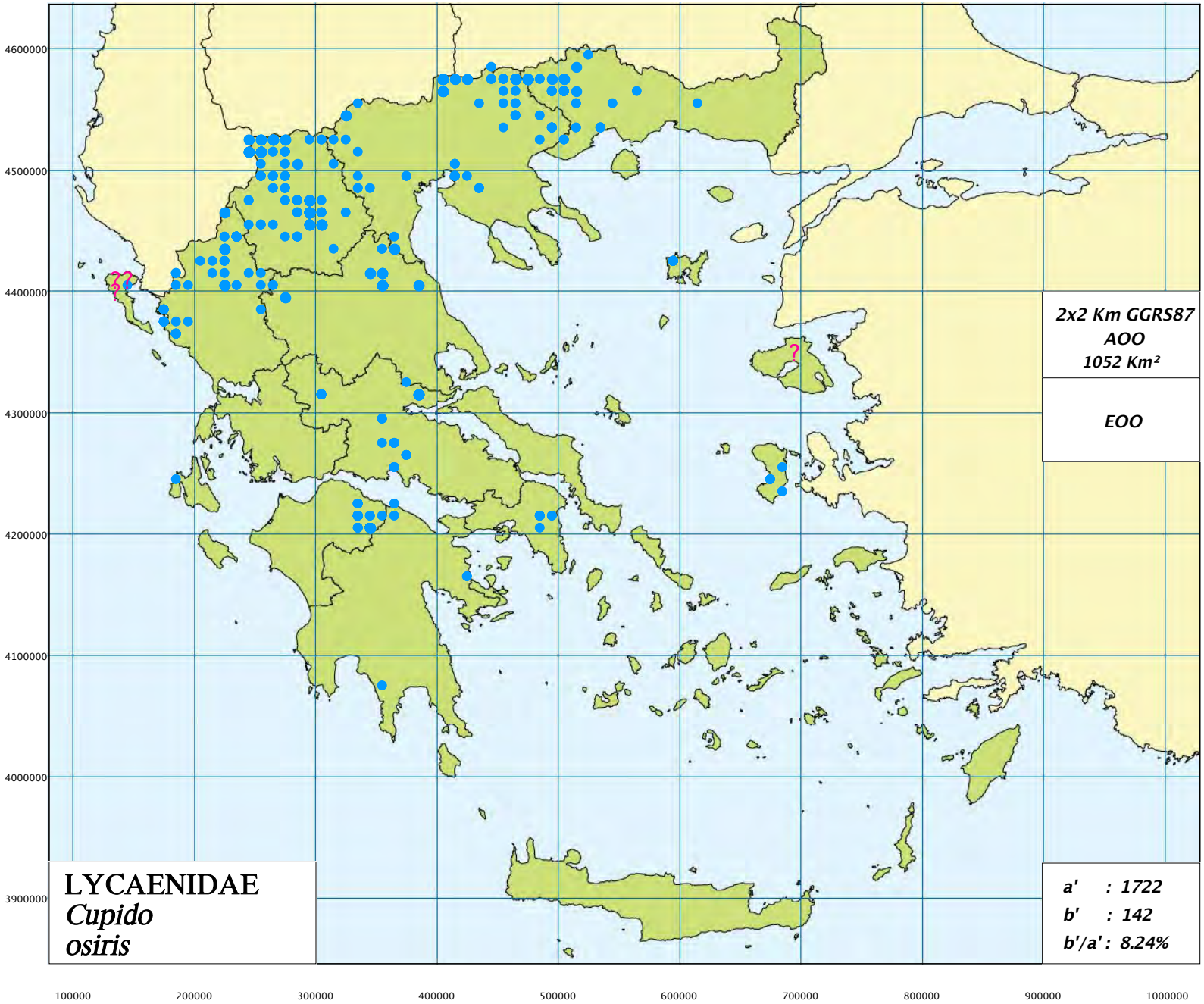
4600000
4500000
4400000
4300000
4200000
4100000
4000000
3900000
100000
200000
300000
400000
500000
600000
700000
800000
900000
1000000
2x2 Km GGRS87
AOO
1052 Km²
EOO
LYCAENIDAE
Cupido
osiris
a' : 1722
b' : 142
b'/a' : 8.24%

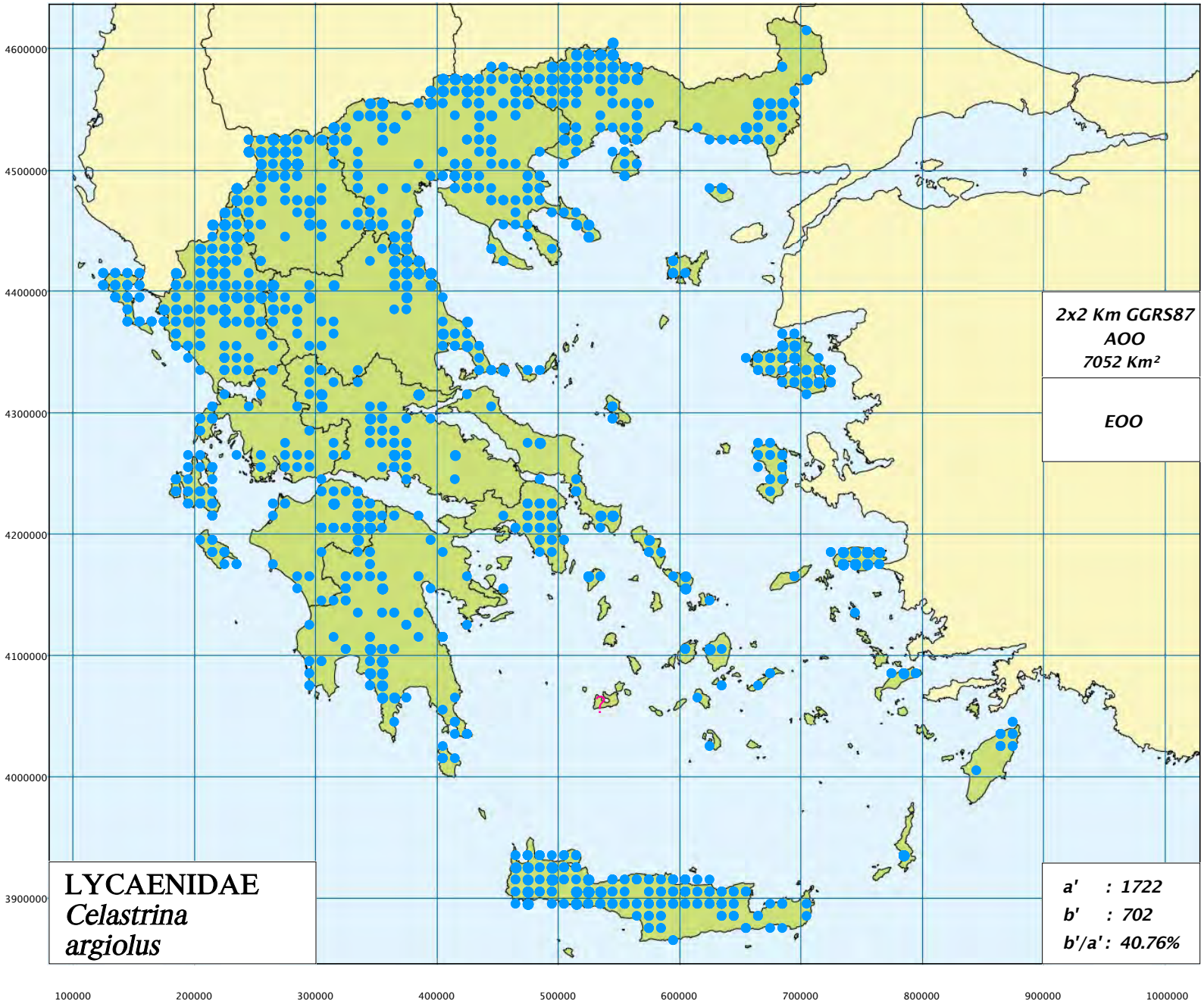
4600000
4500000
4400000
4300000
4200000
4100000
4000000
3900000
100000
200000
300000
400000
500000
600000
700000
800000
900000
1000000
2x2 Km GGRS87
AOO
7052 Km²
EOO
LYCAENIDAE
Celastrina
argiolus
a' : 1722
b' : 702
b'/a' : 40.76%

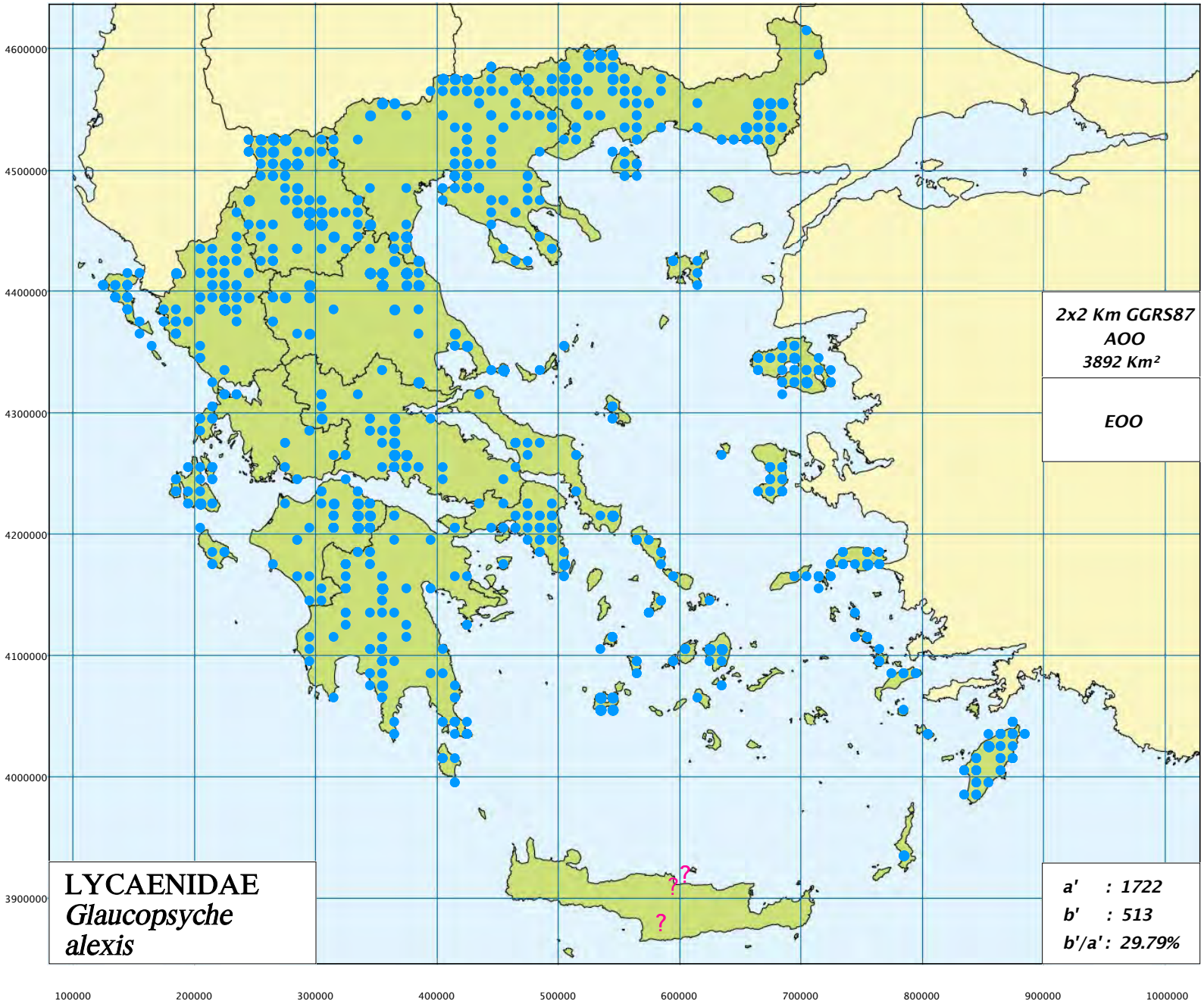
4600000
4500000
4400000
4300000
4200000
4100000
4000000
3900000
100000
200000
300000
400000
500000
600000
700000
800000
900000
1000000
2x2 Km GGRS87
AOO
3892 Km²
EOO
LYCAENIDAE
Glaucopsyche
alexis
a' : 1722
b' : 513
b'/a' : 29.79%

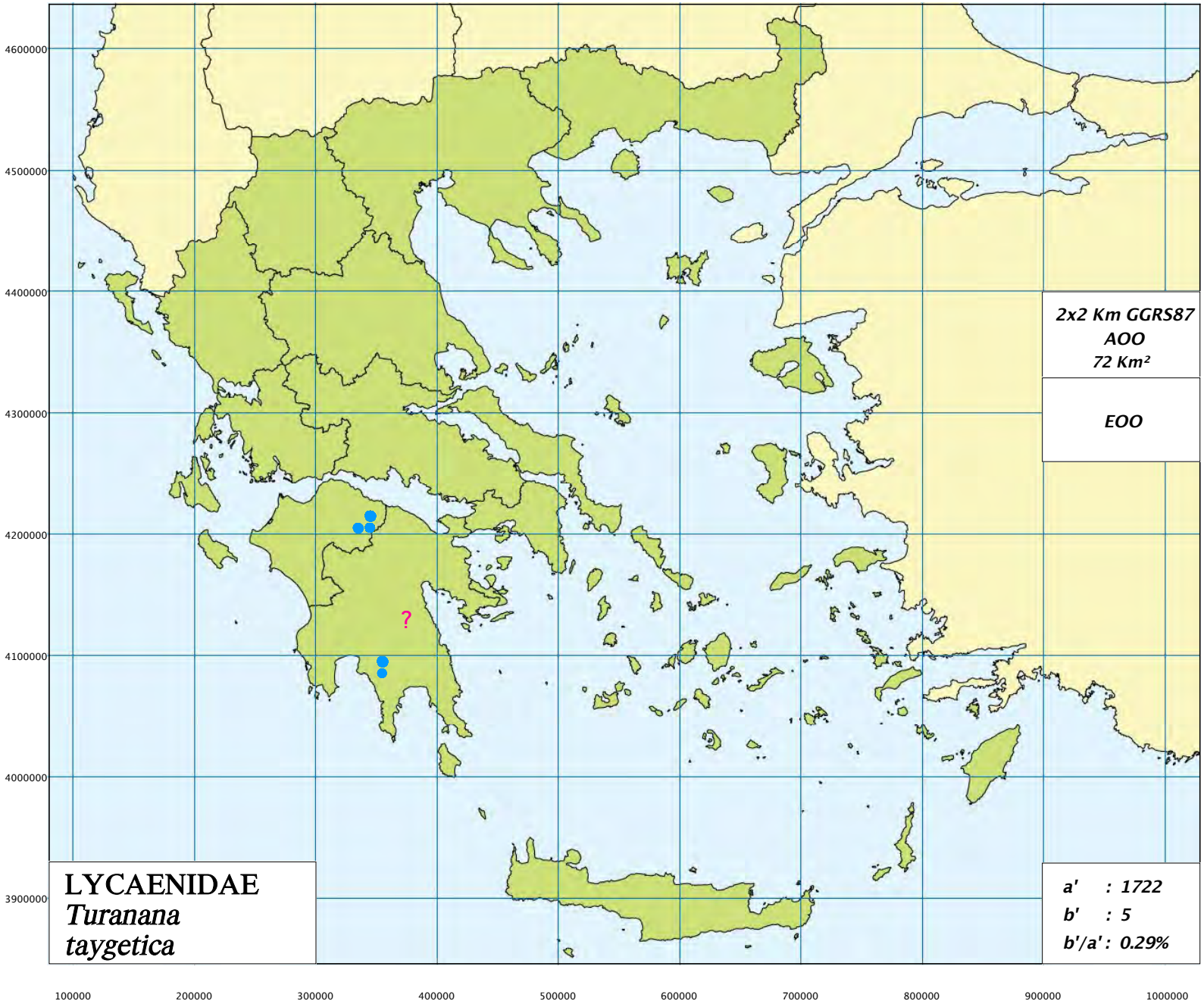
4600000
4500000
4400000
4300000
4200000
4100000
4000000
3900000
100000
200000
300000
400000
500000
600000
700000
800000
900000
1000000
?
2x2 Km GGRS87
AOO
72 Km²
EOO
LYCAENIDAE
Turanana
taygetica
a' : 1722
b' : 5
b'/a' : 0.29%

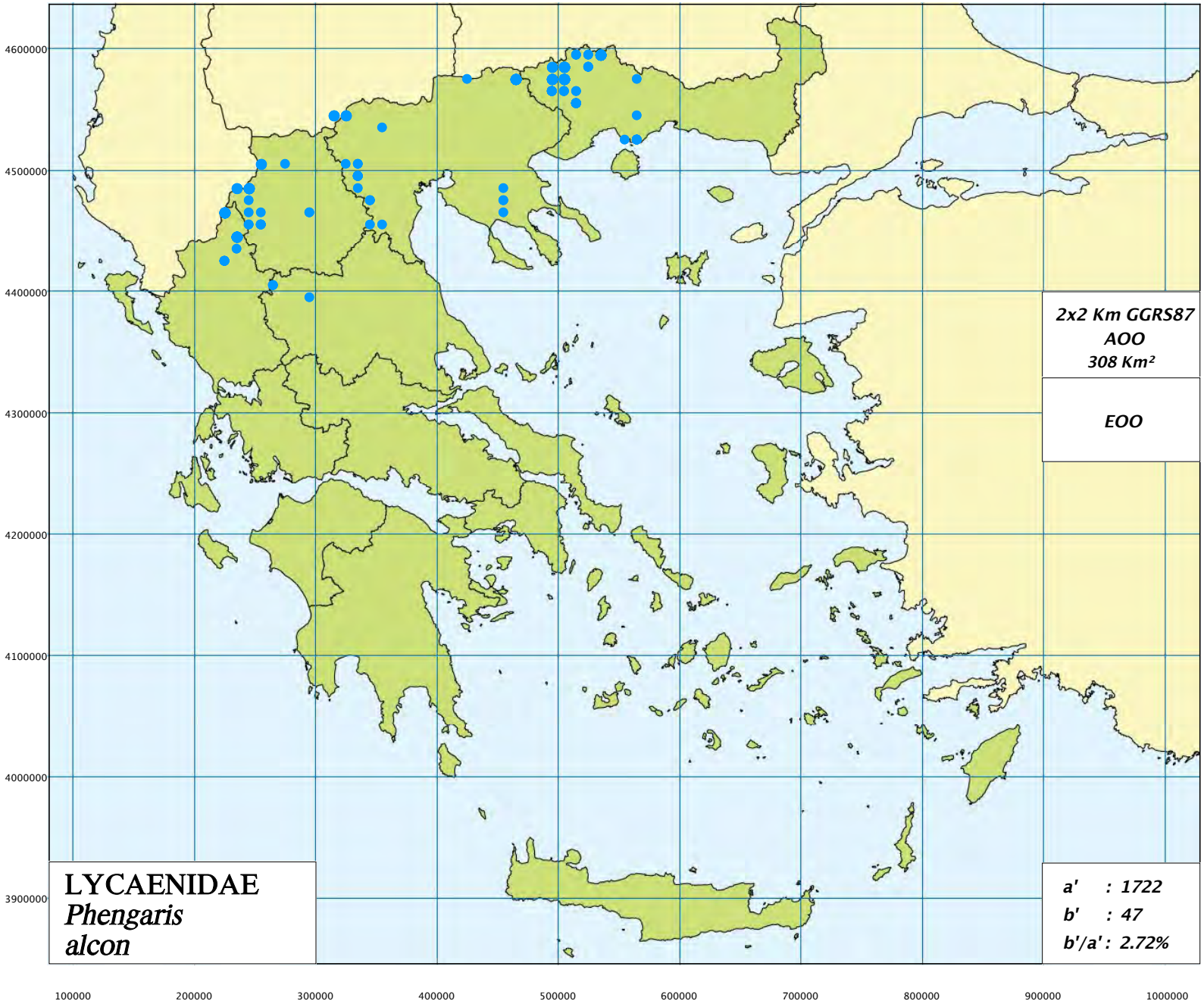
4600000
4500000
4400000
4300000
4200000
4100000
4000000
3900000
100000
200000
300000
400000
500000
600000
700000
800000
900000
1000000
2x2 Km GGRS87
AOO
308 Km²
EOO
LYCAENIDAE
Phengaris
alcon
a' : 1722
b' : 47
b'/a' : 2.72%

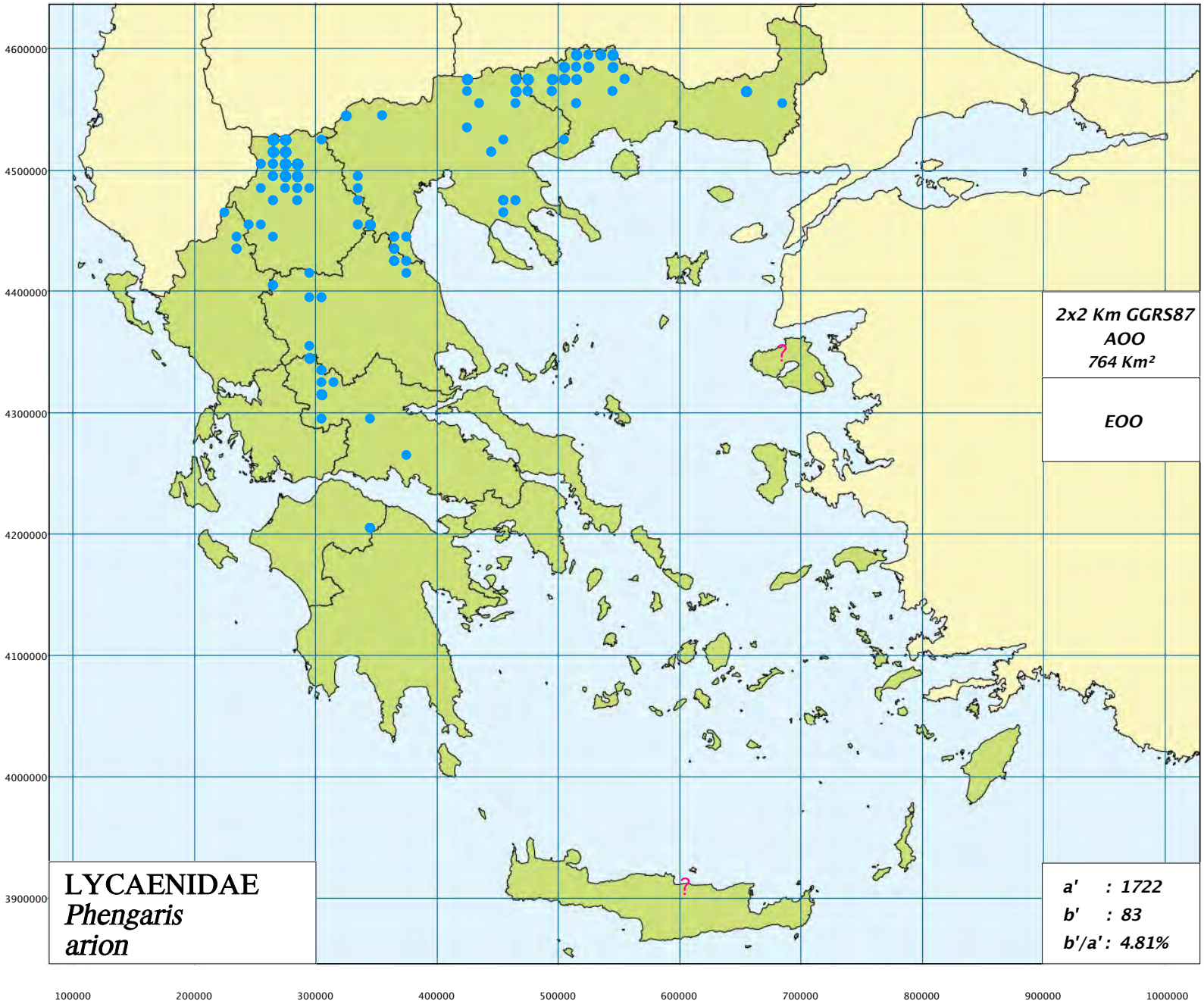
4600000
4500000
4400000
4300000
4200000
4100000
4000000
3900000
100000
200000
300000
400000
500000
600000
700000
800000
900000
1000000
2x2 Km GGRS87
AOO
764 Km²
EOO
LYCAENIDAE
Phengaris
arion
a' : 1722
b' : 83
b'/a' : 4.81%

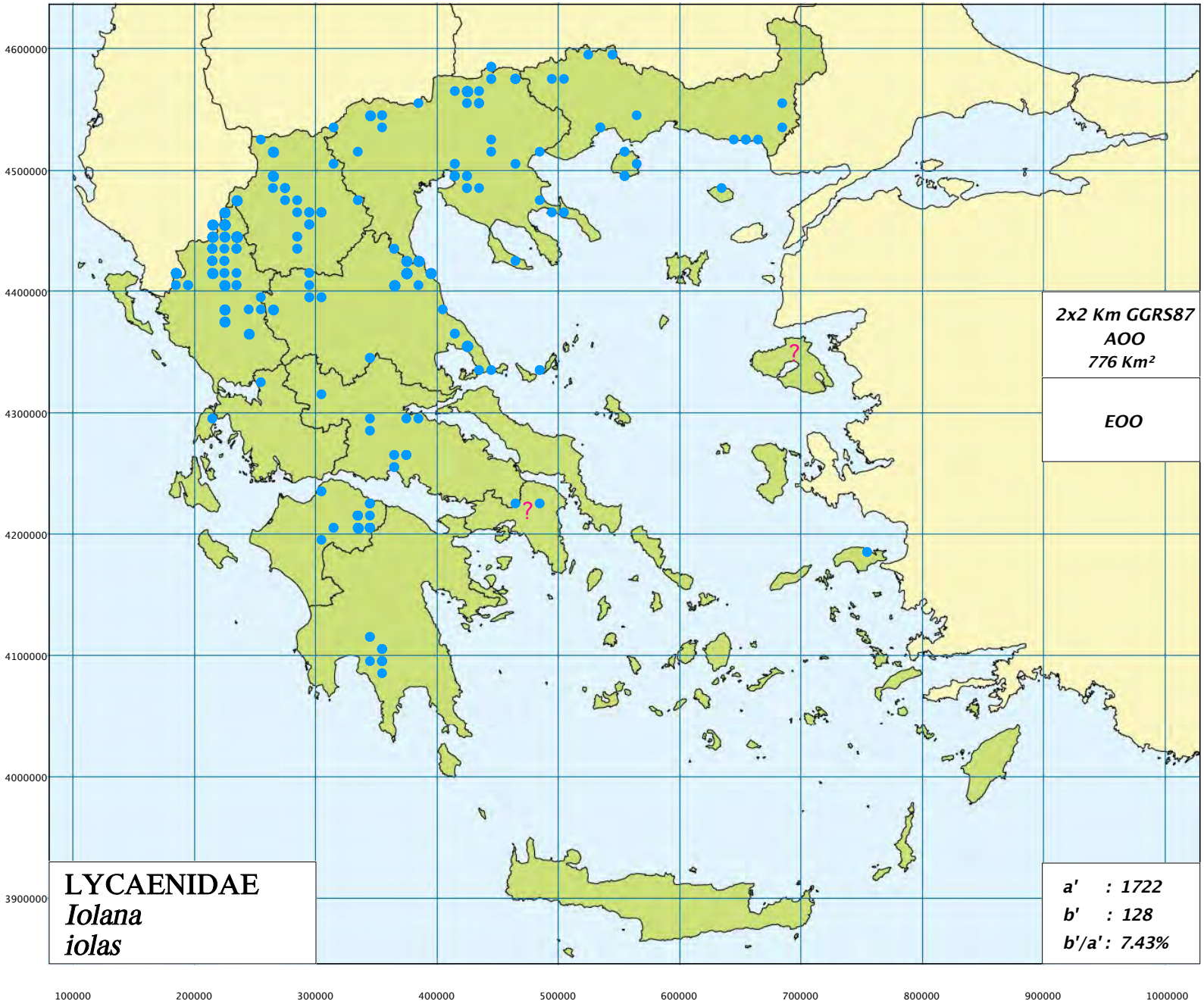
4600000
4500000
4400000
4300000
4200000
4100000
4000000
3900000
100000
200000
300000
400000
500000
600000
700000
800000
900000
1000000
2x2 Km GGRS87
AOO
776 Km²
EOO
LYCAENIDAE
Iolana
iolas
a' : 1722
b' : 128
b'/a' : 7.43%

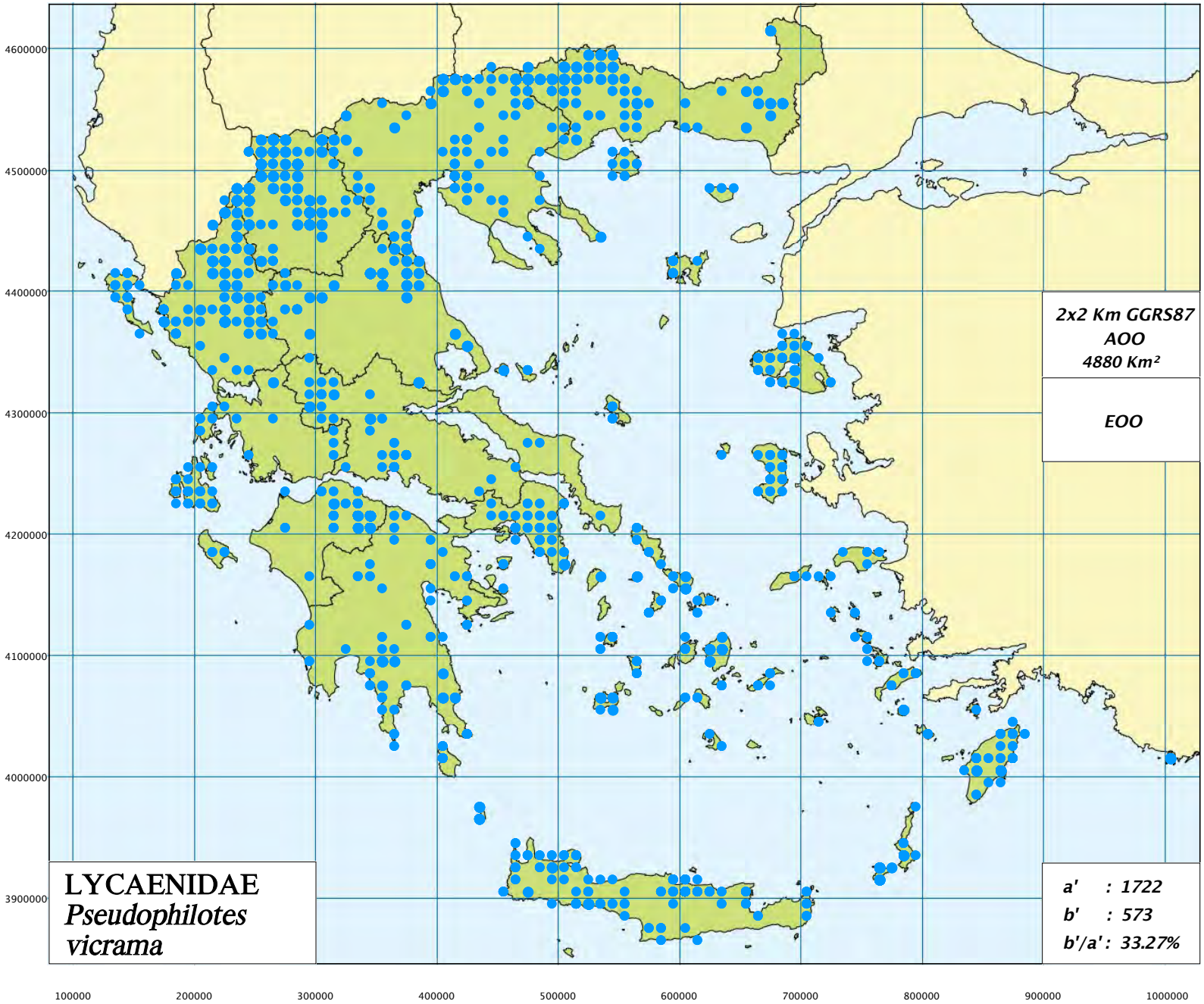
4600000
4500000
4400000
4300000
4200000
4100000
4000000
3900000
100000
200000
300000
400000
500000
600000
700000
800000
900000
1000000
2x2 Km GGRS87
AOO
4880 Km²
EOO
LYCAENIDAE
Pseudophilotes
vicrama
a' : 1722
b' : 573
b'/a' : 33.27%

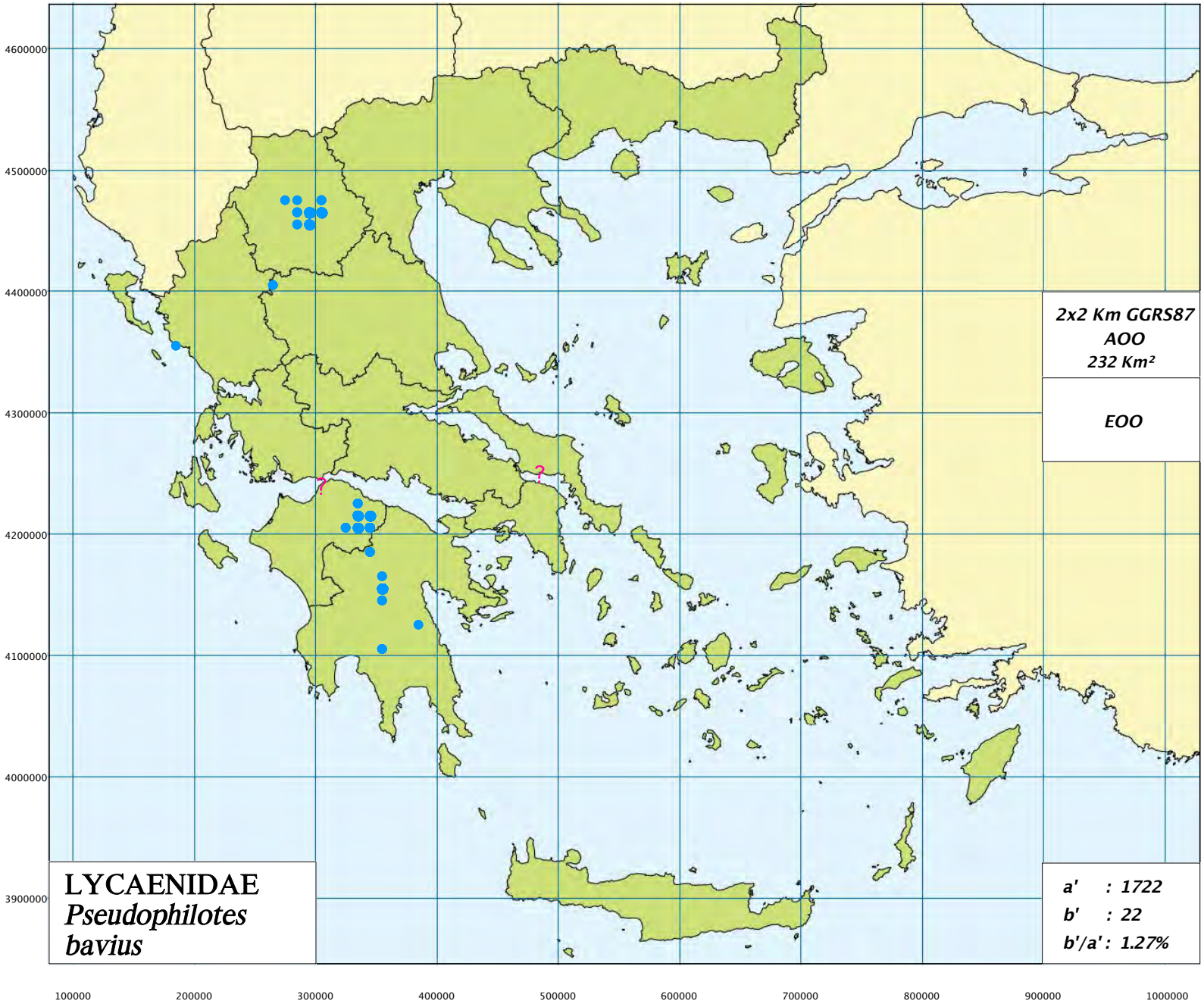
4600000
4500000
4400000
4300000
4200000
4100000
4000000
3900000
100000
200000
300000
400000
500000
600000
700000
800000
900000
1000000
2x2 Km GGRS87
AOO
232 Km²
EOO
LYCAENIDAE
Pseudophilotes
bavius
a' : 1722
b' : 22
b'/a' : 1.27%

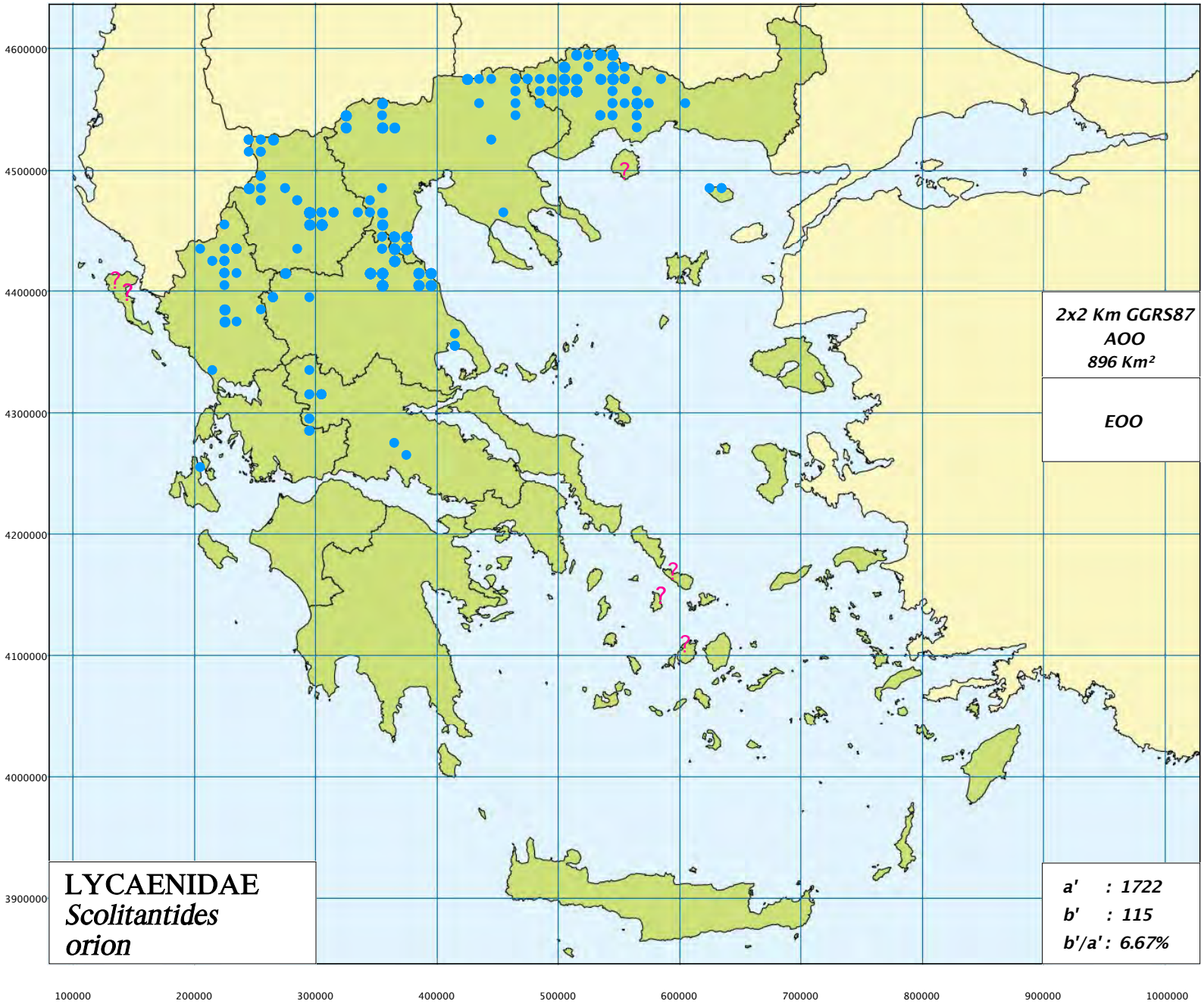
4600000
4500000
4400000
4300000
4200000
4100000
4000000
3900000
100000
200000
300000
400000
500000
600000
700000
800000
900000
1000000
2x2 Km GGRS87
AOO
896 Km²
EOO
LYCAENIDAE
Scolitantides
orion
a' : 1722
b' : 115
b'/a' : 6.67%

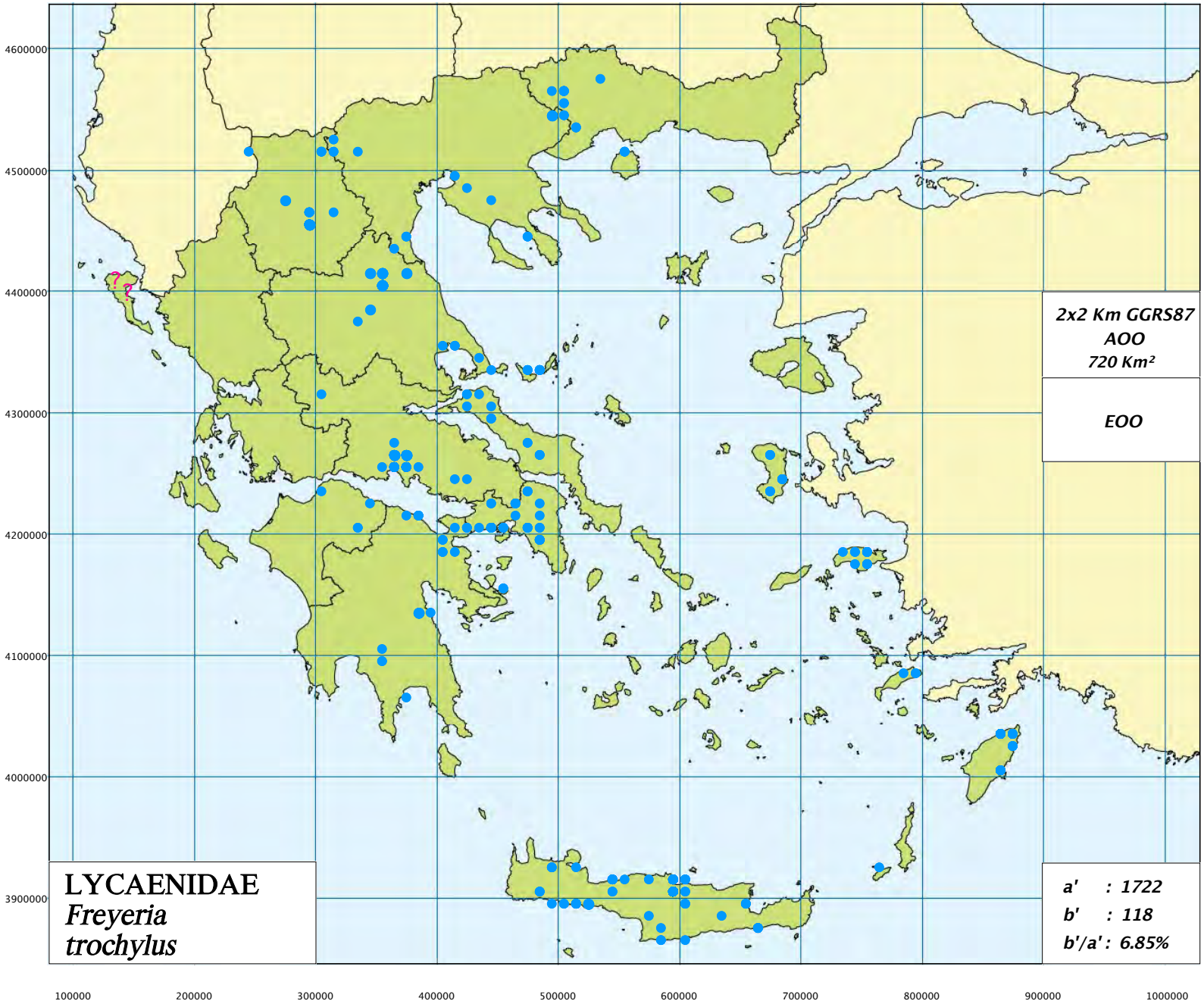
4600000
4500000
4400000
4300000
4200000
4100000
4000000
3900000
100000
200000
300000
400000
500000
600000
700000
800000
900000
1000000
2x2 Km GGRS87
AOO
720 Km²
EOO
LYCAENIDAE
Freyeria
trochylus
a' : 1722
b' : 118
b'/a' : 6.85%

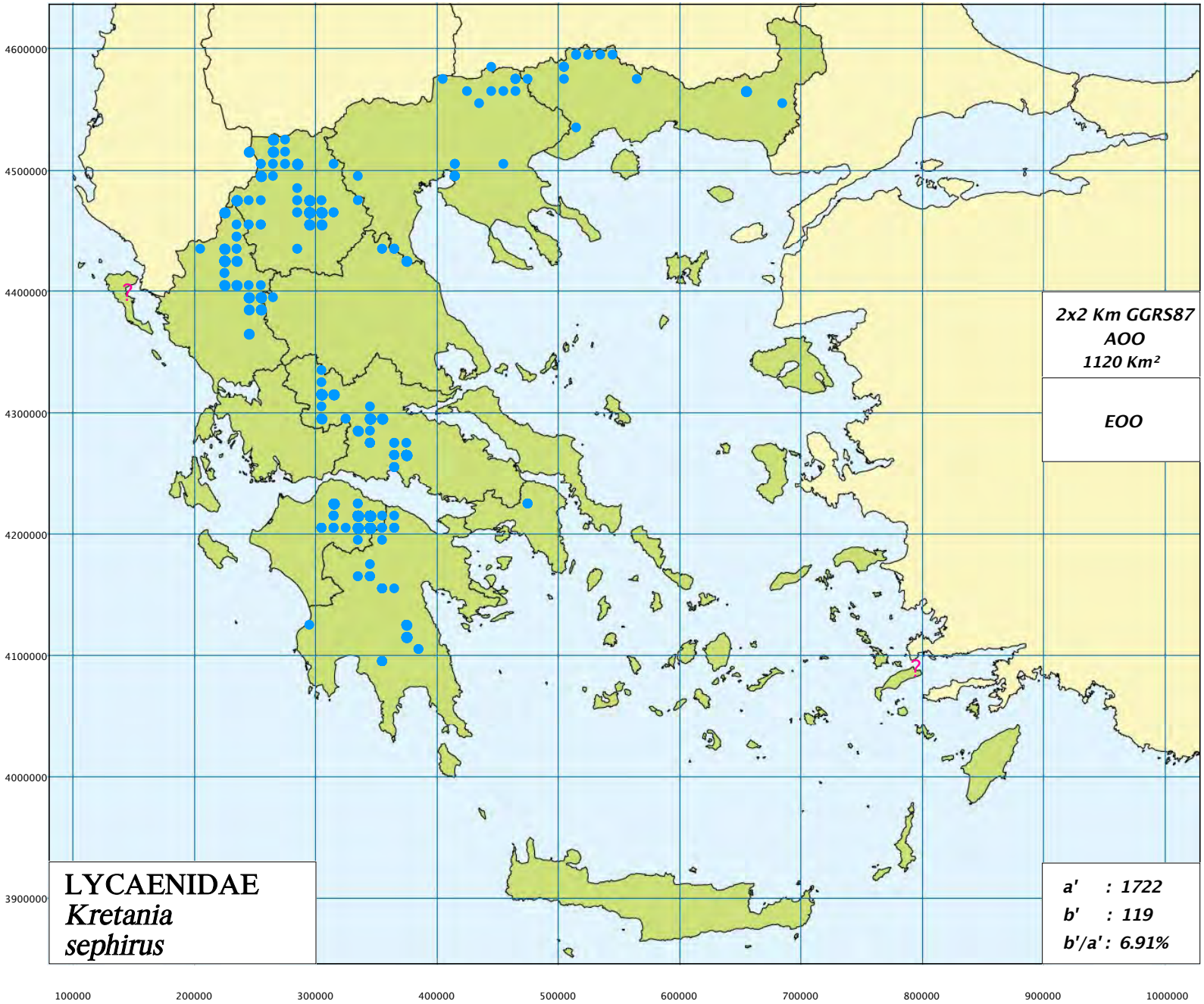
4600000
4500000
4400000
4300000
4200000
4100000
4000000
3900000
100000
200000
300000
400000
500000
600000
700000
800000
900000
1000000
2x2 Km GGRS87
AOO
1120 Km²
EOO
LYCAENIDAE
Kretania
sephirus
a' : 1722
b' : 119
b'/a' : 6.91%

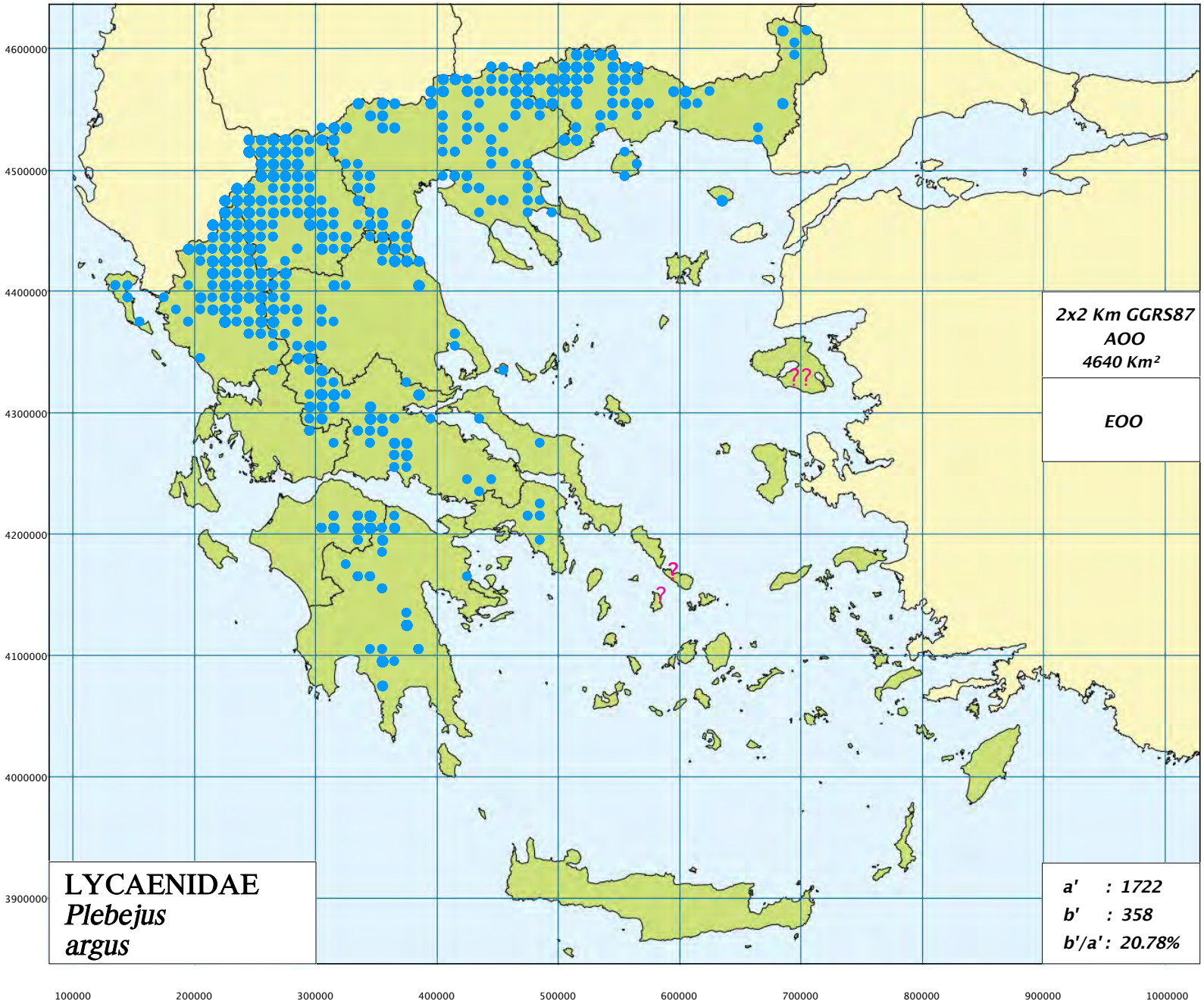
4600000
4500000
4400000
4300000
4200000
4100000
4000000
3900000
100000
200000
300000
400000
500000
600000
700000
800000
900000
1000000
2x2 Km GGRS87
AOO
4640 Km²
EOO
LYCAENIDAE
Plebejus
argus
a' : 1722
b' : 358
b'/a' : 20.78%

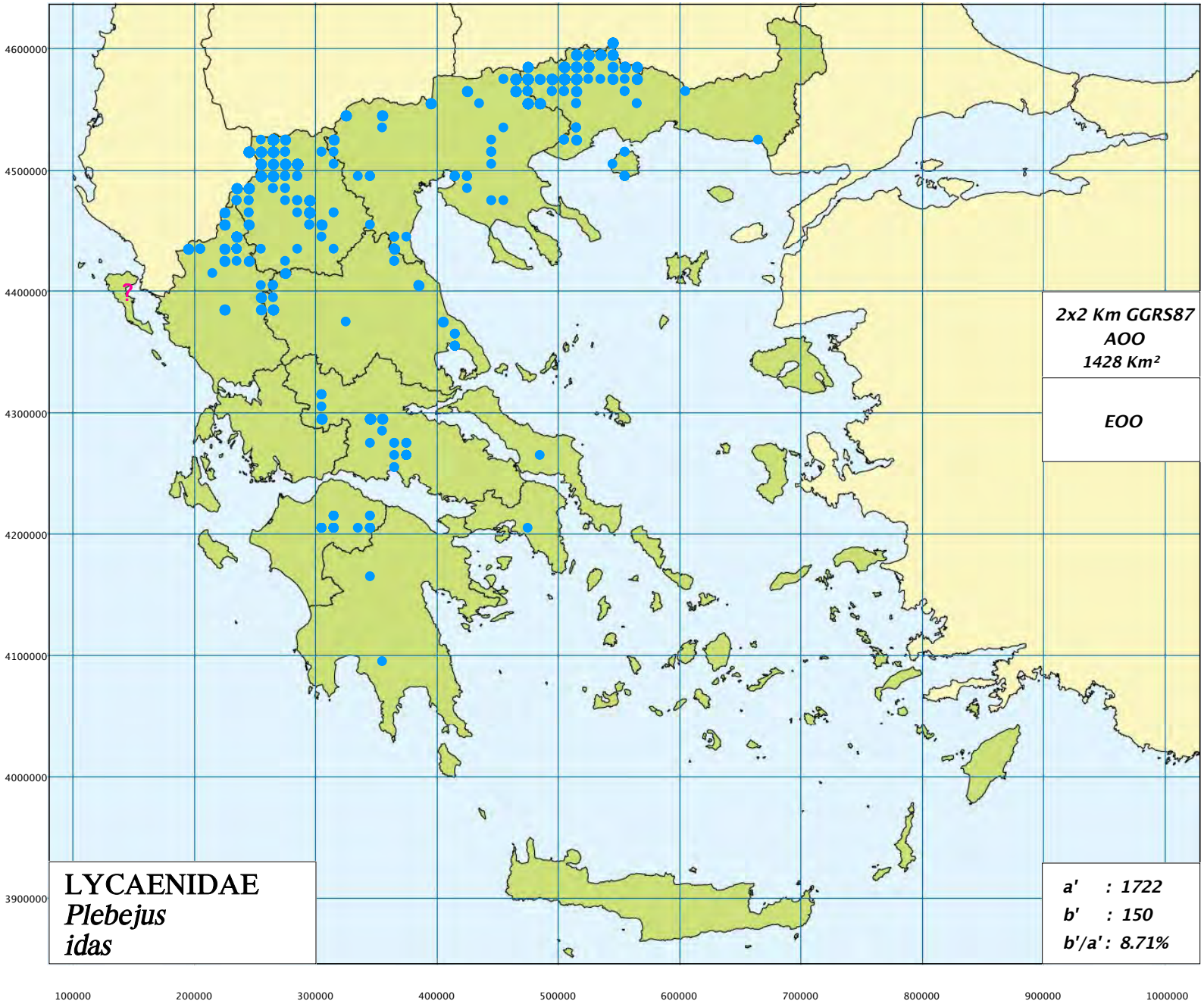
4600000
4500000
4400000
4300000
4200000
4100000
4000000
3900000
100000
200000
300000
400000
500000
600000
700000
800000
900000
1000000
?
2x2 Km GGRS87
AOO
1428 Km²
EOO
LYCAENIDAE
Plebejus
idas
a' : 1722
b' : 150
b'/a' : 8.71%

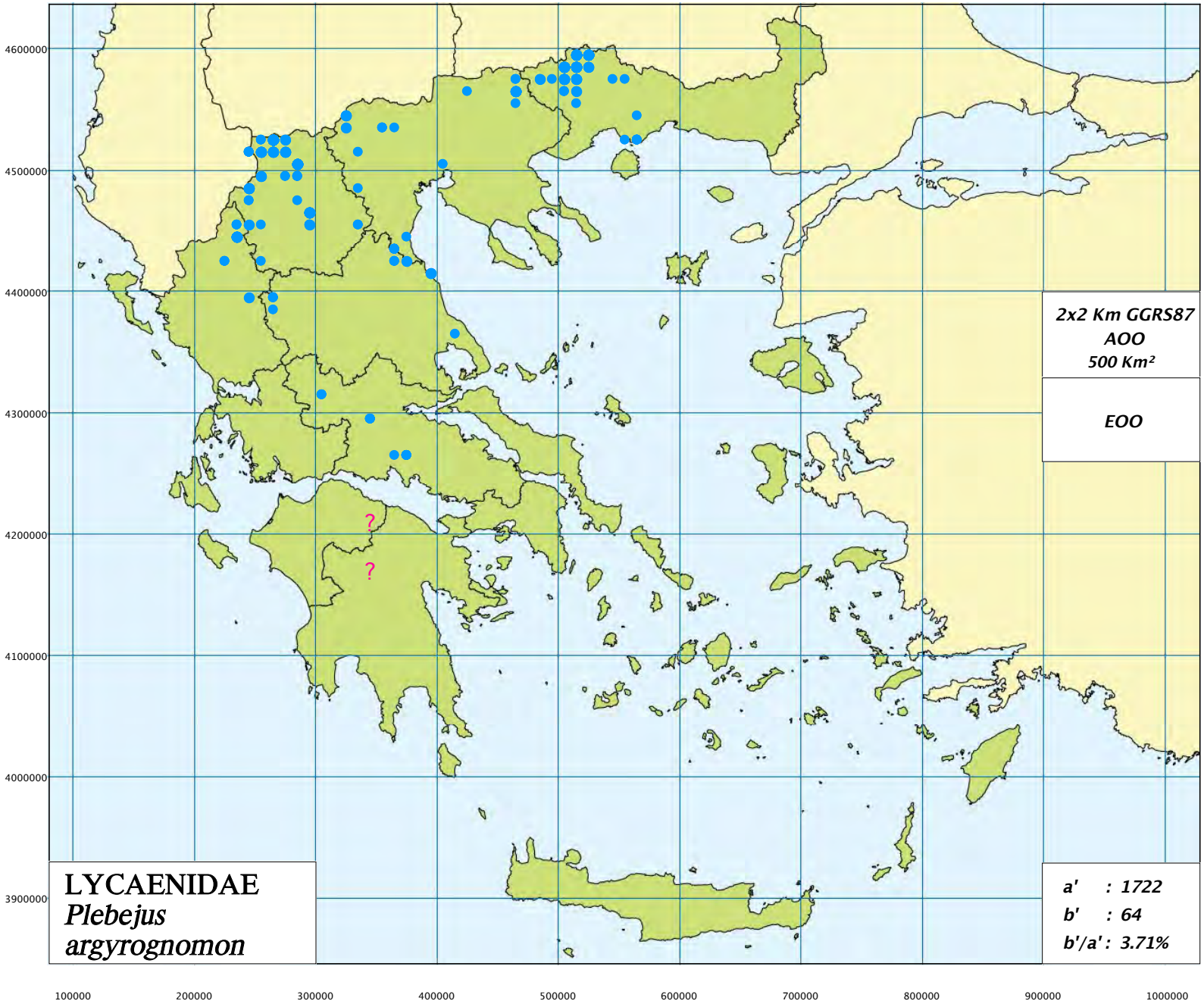
4600000
4500000
4400000
4300000
4200000
4100000
4000000
3900000
100000
200000
300000
400000
500000
600000
700000
800000
900000
1000000
?
?
2x2 Km GGRS87
AOO
500 Km²
EOO
LYCAENIDAE
Plebejus
argyrognomon
a' : 1722
b' : 64
b'/a' : 3.71%

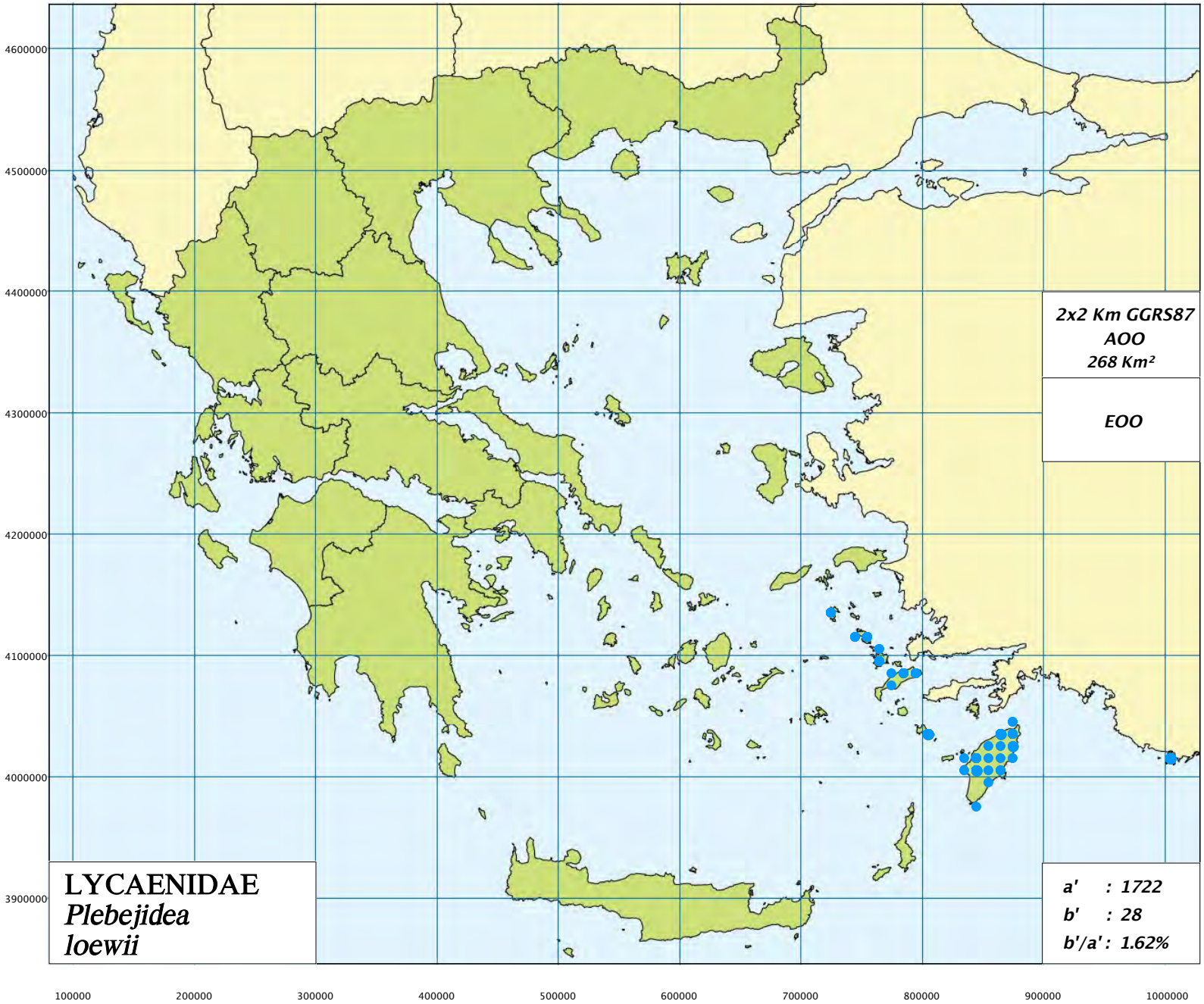
4600000
4500000
4400000
4300000
4200000
4100000
4000000
3900000
100000
200000
300000
400000
500000
600000
700000
800000
900000
1000000
2x2 Km GGRS87
AOO
268 Km²
EOO
LYCAENIDAE
Plebejidea
loewii
a' : 1722
b' : 28
b'/a' : 1.62%

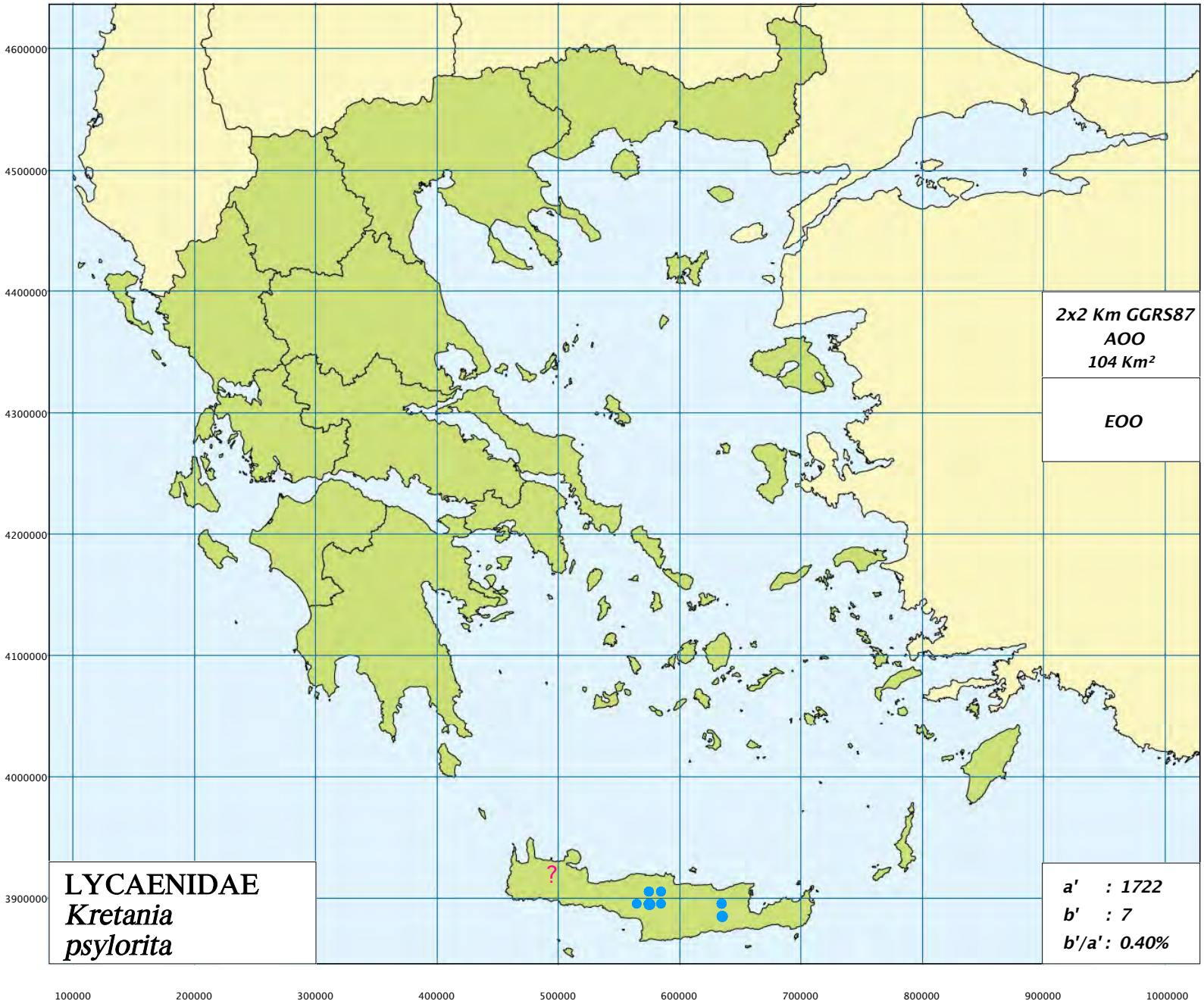
4600000
4500000
4400000
4300000
4200000
4100000
4000000
3900000
100000
200000
300000
400000
500000
600000
700000
800000
900000
1000000
?
2x2 Km GGRS87
AOO
104 Km²
EOO
LYCAENIDAE
Kretania
psylorita
a' : 1722
b' : 7
b'/a' : 0.40%

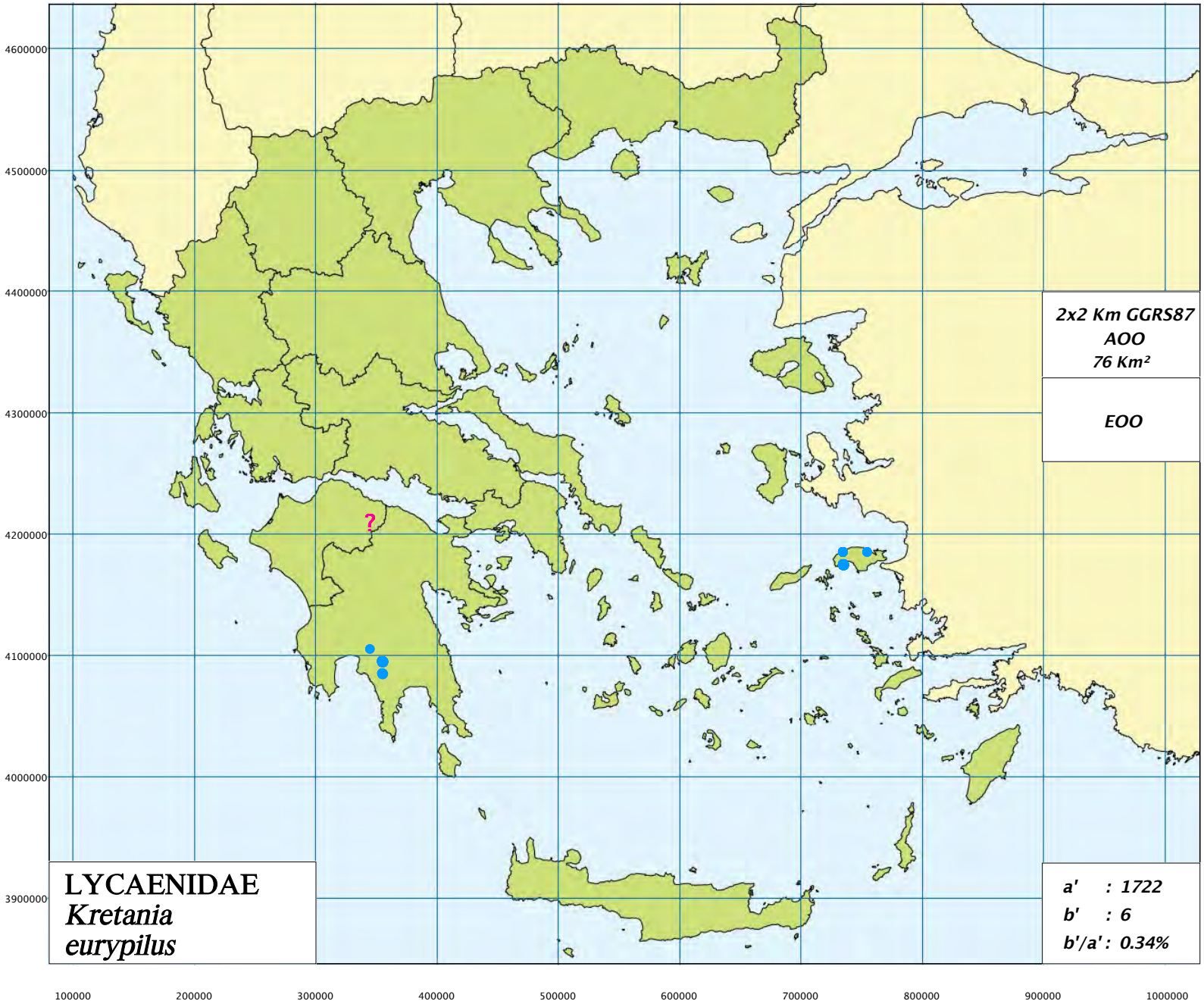
4600000
4500000
4400000
4300000
4200000
4100000
4000000
3900000
100000
200000
300000
400000
500000
600000
700000
800000
900000
1000000
?
2x2 Km GGRS87
AOO
76 Km²
EOO
LYCAENIDAE
Kretania
eurypilus
a' : 1722
b' : 6
b'/a' : 0.34%

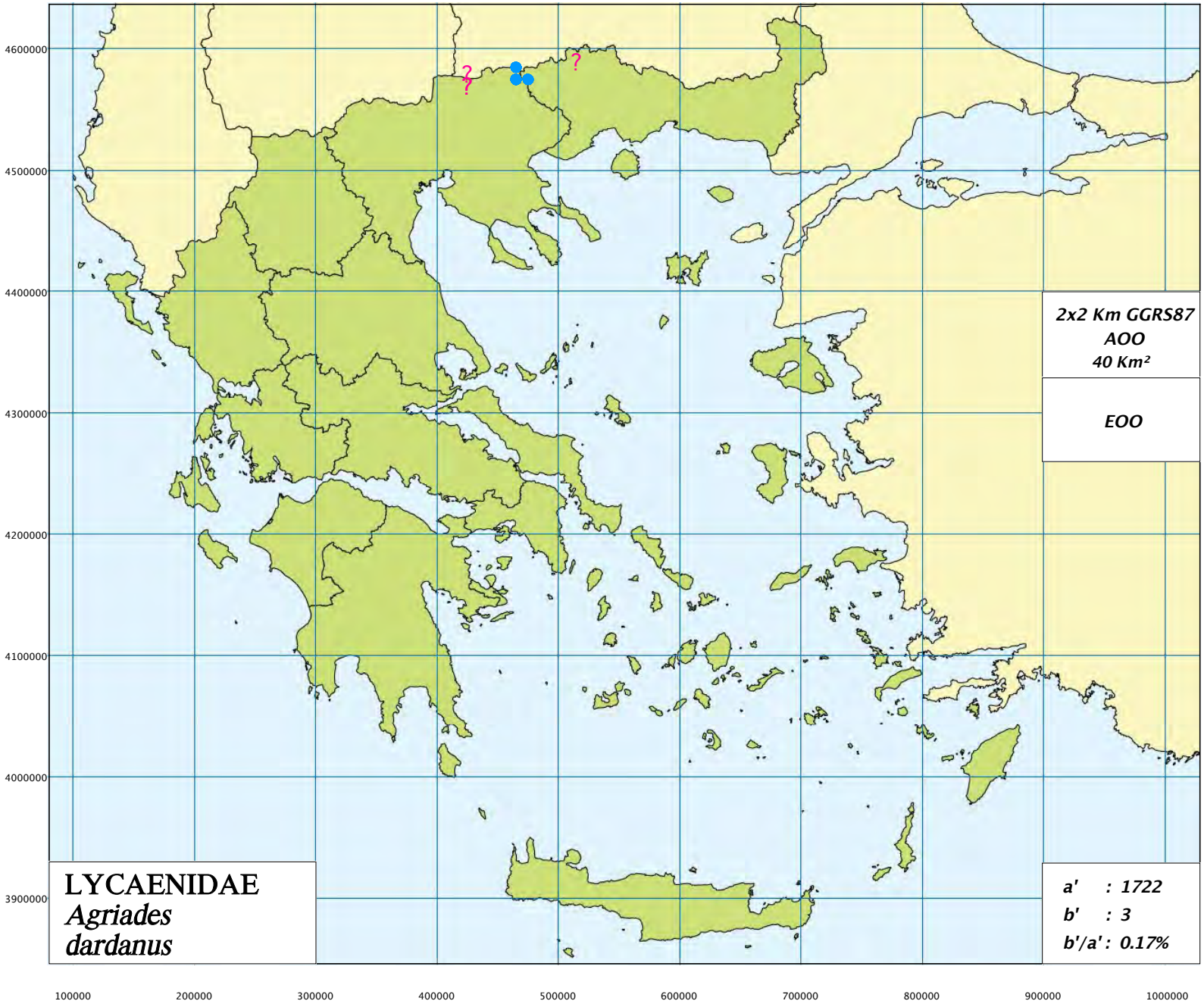
4600000
4500000
4400000
4300000
4200000
4100000
4000000
3900000
100000
200000
300000
400000
500000
600000
700000
800000
900000
1000000
2x2 Km GGRS87
AOO
40 Km²
EOO
LYCAENIDAE
Agriades
dardanus
a' : 1722
b' : 3
b'/a' : 0.17%

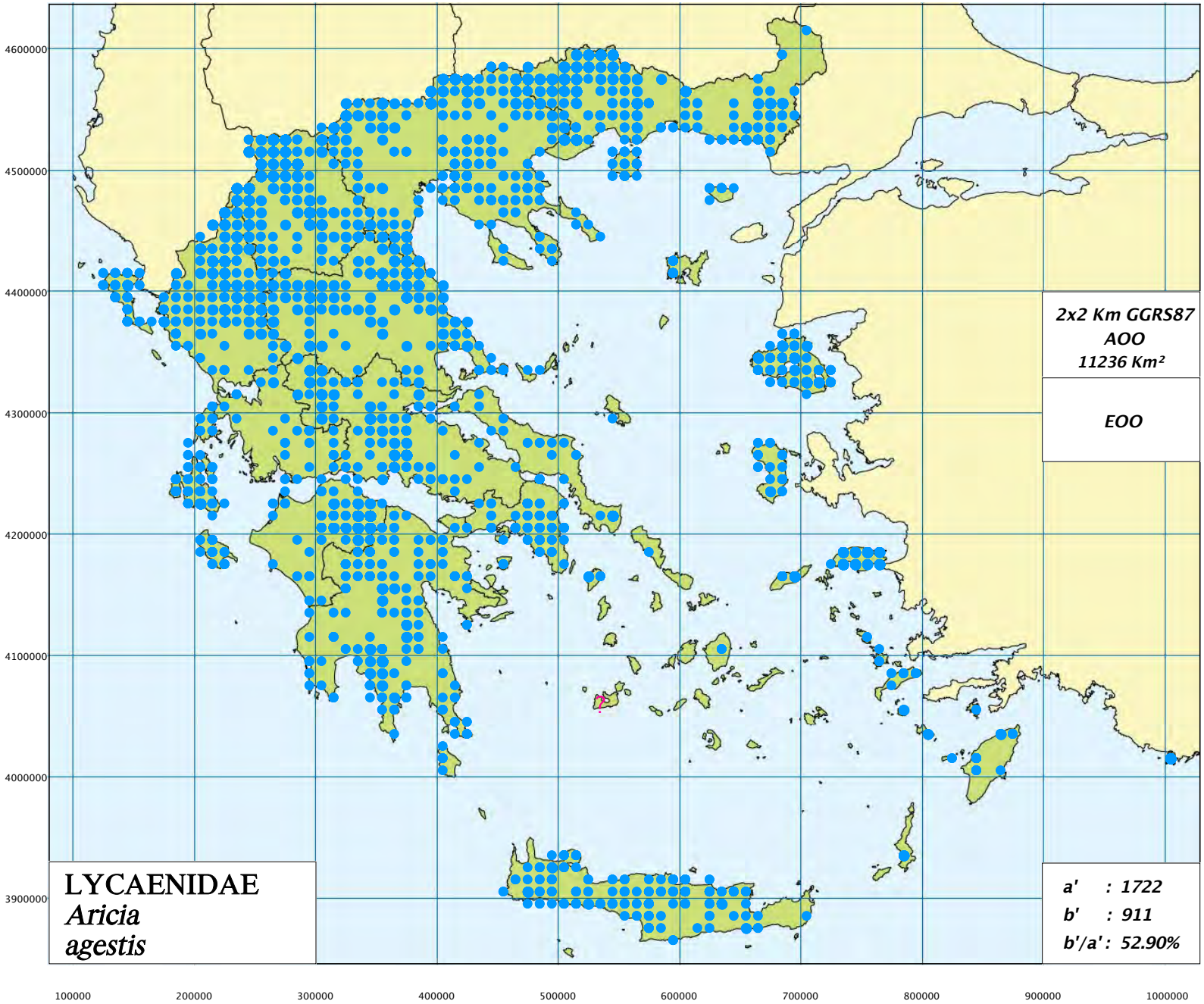
4600000
4500000
4400000
4300000
4200000
4100000
4000000
3900000
100000
200000
300000
400000
500000
600000
700000
800000
900000
1000000
2x2 Km GGRS87
AOO
11236 Km²
EOO
LYCAENIDAE
Aricia
agestis
a' : 1722
b' : 911
b'/a' : 52.90%

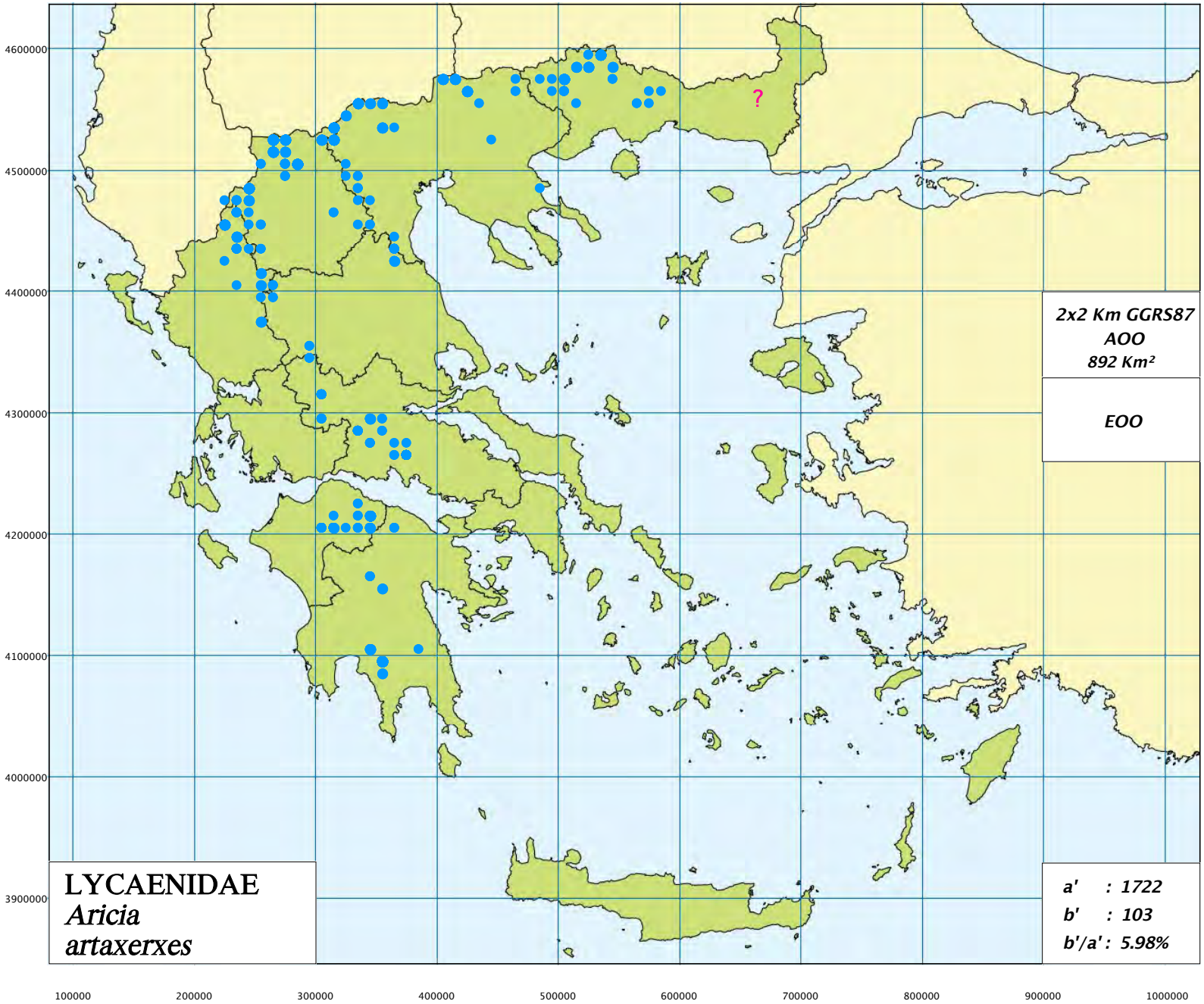
4600000
4500000
4400000
4300000
4200000
4100000
4000000
3900000
100000
200000
300000
400000
500000
600000
700000
800000
900000
1000000
?
2x2 Km GGRS87
AOO
892 Km²
EOO
LYCAENIDAE
Aricia
artaxerxes
a' : 1722
b' : 103
b'/a' : 5.98%

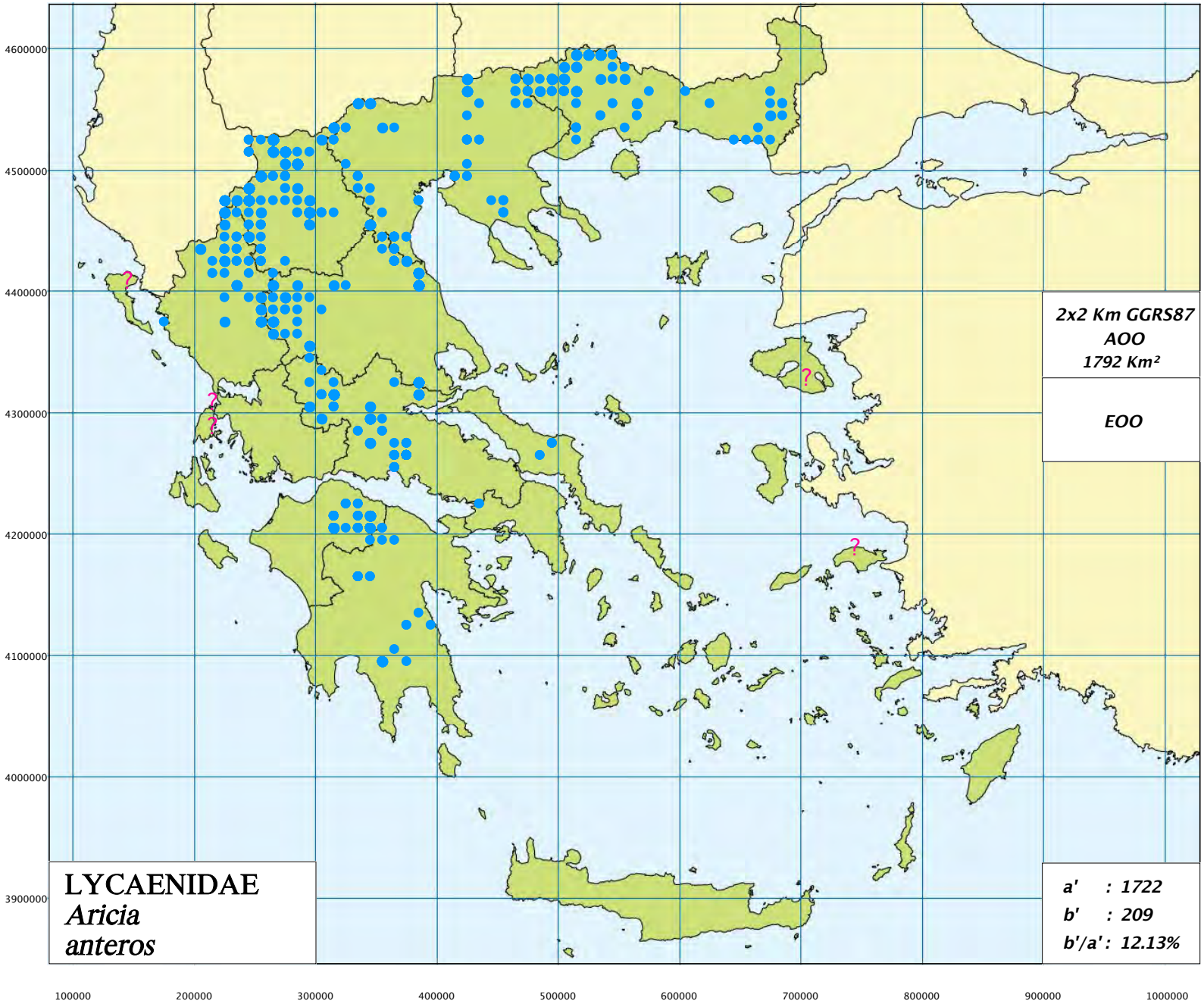
4600000
4500000
4400000
4300000
4200000
4100000
4000000
3900000
100000
200000
300000
400000
500000
600000
700000
800000
900000
1000000
2x2 Km GGRS87
AOO
1792 Km²
EOO
LYCAENIDAE
Aricia
anteros
a' : 1722
b' : 209
b'/a' : 12.13%

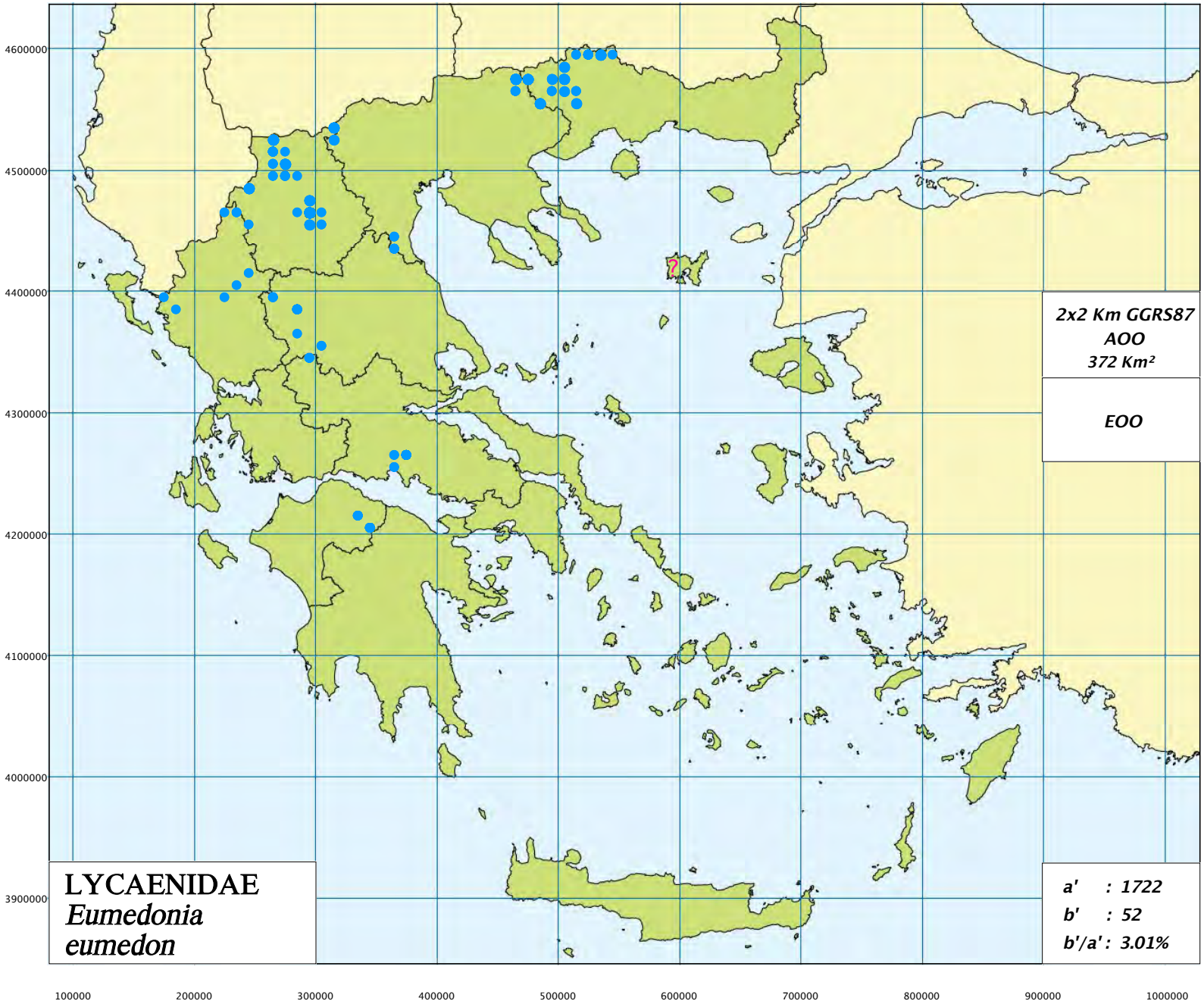
4600000
4500000
4400000
4300000
4200000
4100000
4000000
3900000
100000
200000
300000
400000
500000
600000
700000
800000
900000
1000000
?
2x2 Km GGRS87
AOO
372 Km²
EOO
LYCAENIDAE
Eumedonia
eumedon
a' : 1722
b' : 52
b'/a' : 3.01%

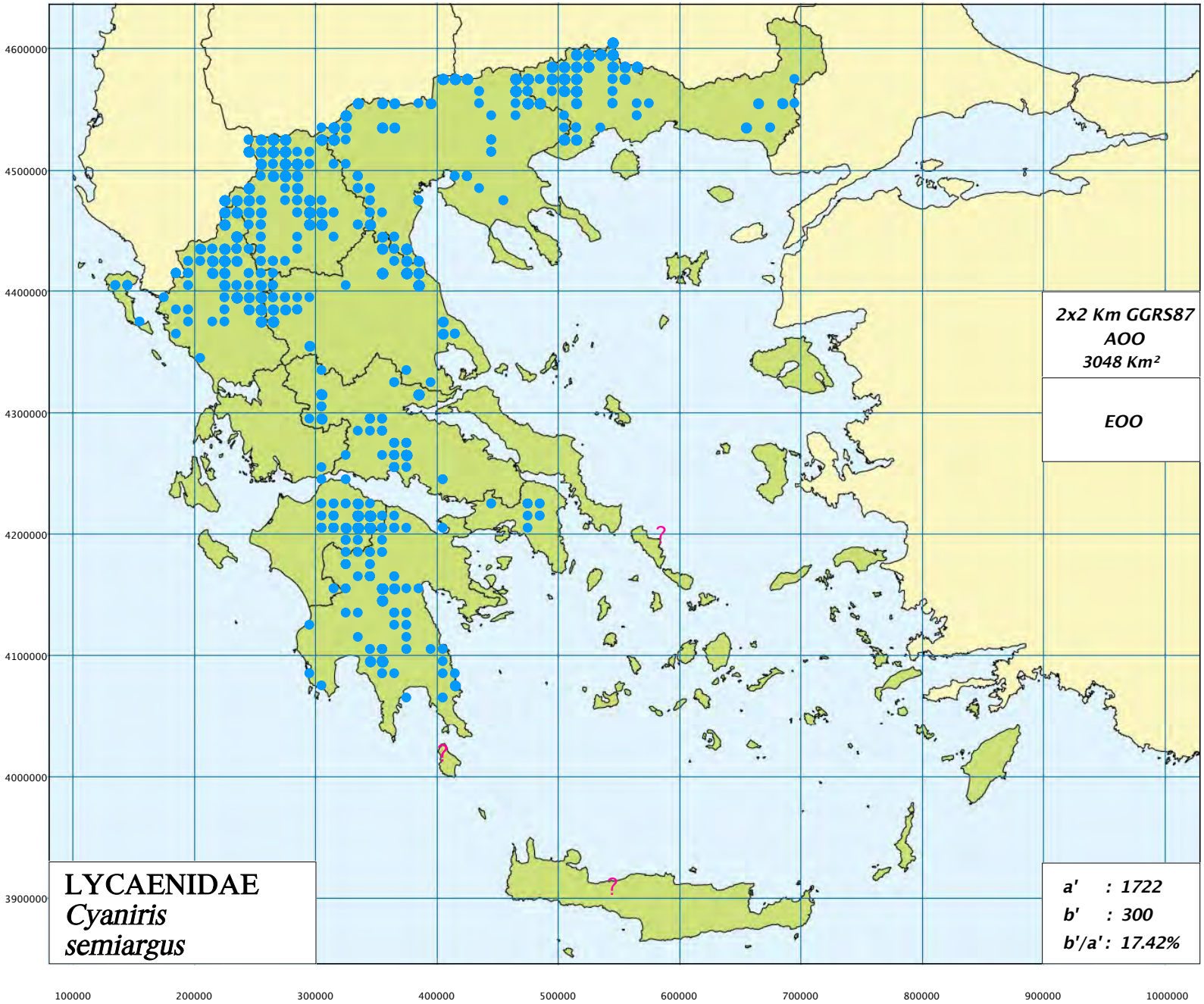
4600000
4500000
4400000
4300000
4200000
4100000
4000000
3900000
100000
200000
300000
400000
500000
600000
700000
800000
900000
1000000
2x2 Km GGRS87
AOO
3048 Km²
EOO
LYCAENIDAE
Cyaniris
semiargus
a' : 1722
b' : 300
b'/a' : 17.42%

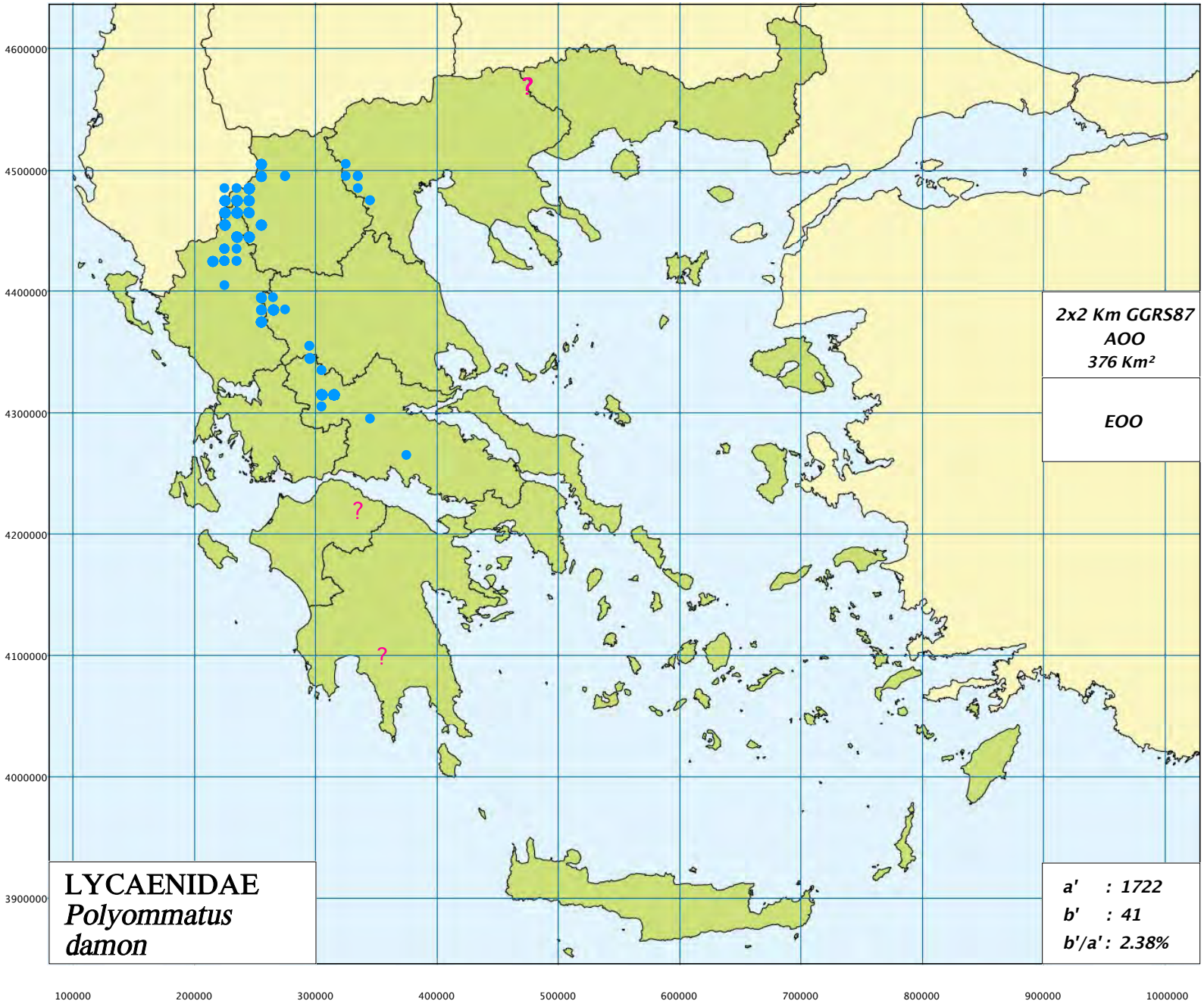
4600000
4500000
4400000
4300000
4200000
4100000
4000000
3900000
100000
200000
300000
400000
500000
600000
700000
800000
900000
1000000
2x2 Km GGRS87
AOO
376 Km²
EOO
LYCAENIDAE
Polyommatus
damon
a' : 1722
b' : 41
b'/a' : 2.38%


4600000
4500000
4400000
4300000
4200000
4100000
4000000
3900000
100000
200000
300000
400000
500000
600000
700000
800000
900000
1000000
2x2 Km GGRS87
AOO
72 Km²
EOO
LYCAENIDAE
Polyommatus
iphigenia
a' : 1722
b' : 4
b'/a' : 0.23%

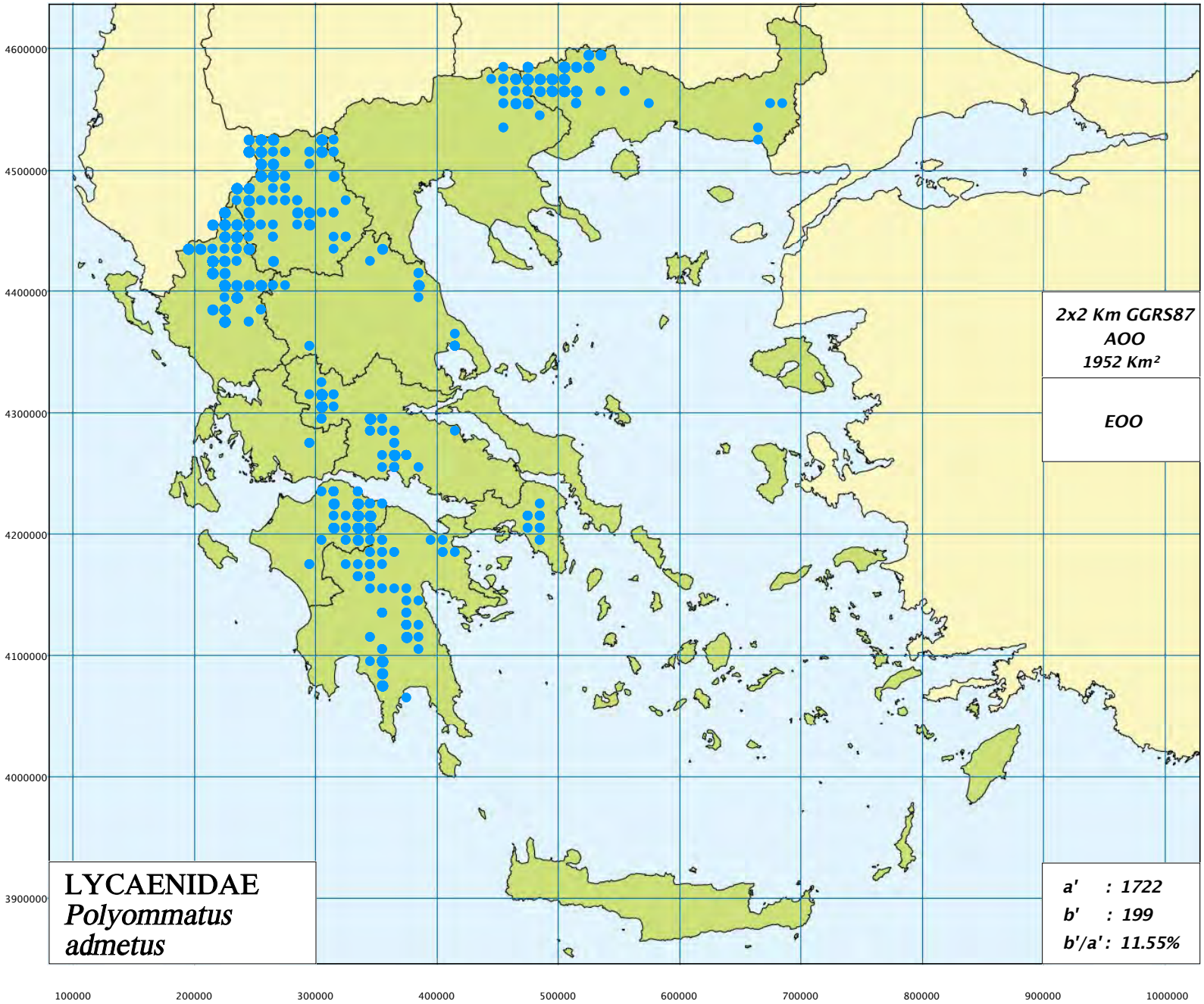
4600000
4500000
4400000
4300000
4200000
4100000
4000000
3900000
100000
200000
300000
400000
500000
600000
700000
800000
900000
1000000
2x2 Km GGRS87
AOO
1952 Km²
EOO
LYCAENIDAE
Polyommatus
admetus
a' : 1722
b' : 199
b'/a' : 11.55%

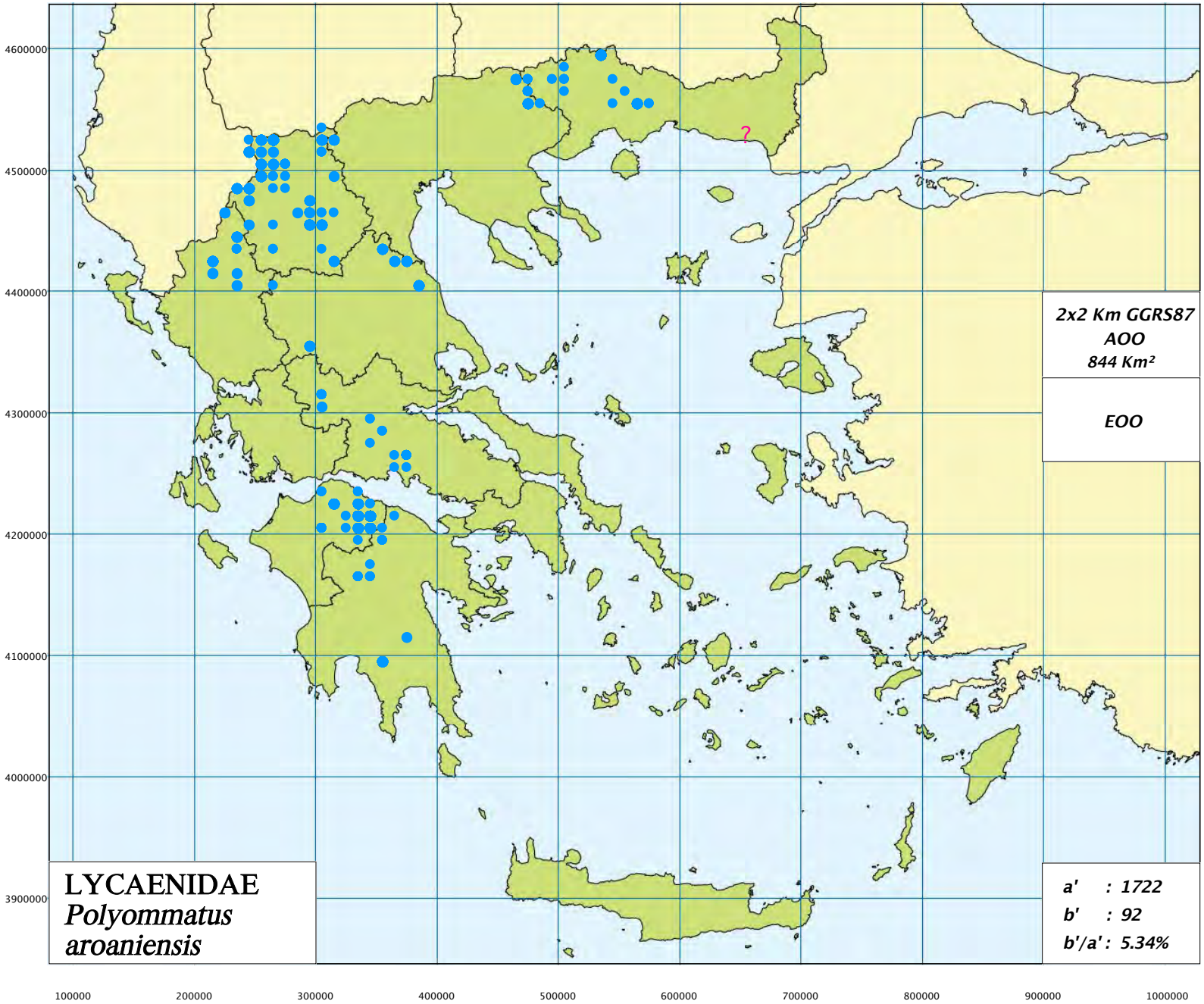
4600000
4500000
4400000
4300000
4200000
4100000
4000000
3900000
100000
200000
300000
400000
500000
600000
700000
800000
900000
1000000
?
2x2 Km GGRS87
AOO
844 Km²
EOO
LYCAENIDAE
Polyommatus
aroaniensis
a' : 1722
b' : 92
b'/a' : 5.34%

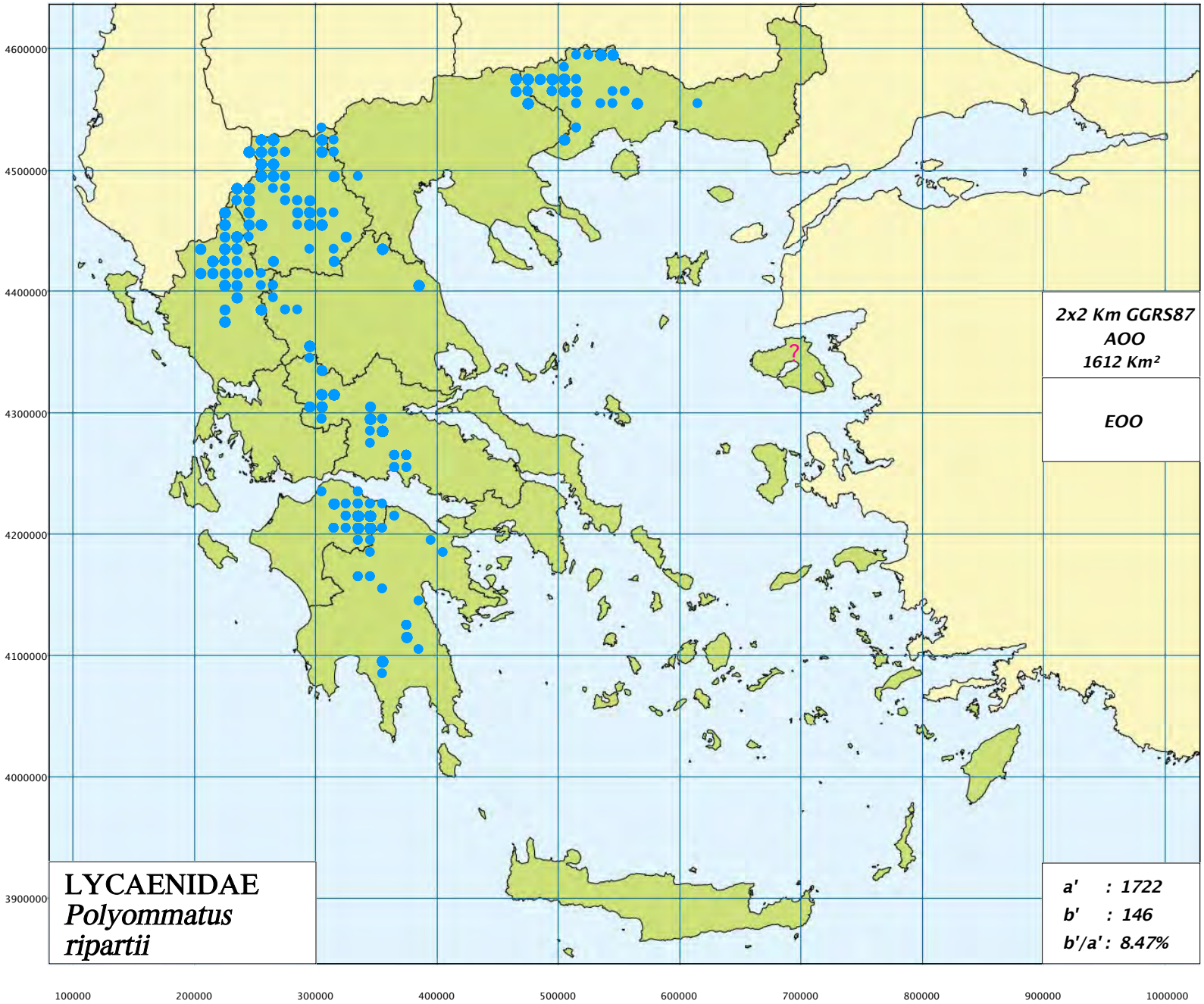
4600000
4500000
4400000
4300000
4200000
4100000
4000000
3900000
100000
200000
300000
400000
500000
600000
700000
800000
900000
1000000
?
2x2 Km GGRS87
AOO
1612 Km²
EOO
LYCAENIDAE
Polyommatus
ripartii
a' : 1722
b' : 146
b'/a' : 8.47%

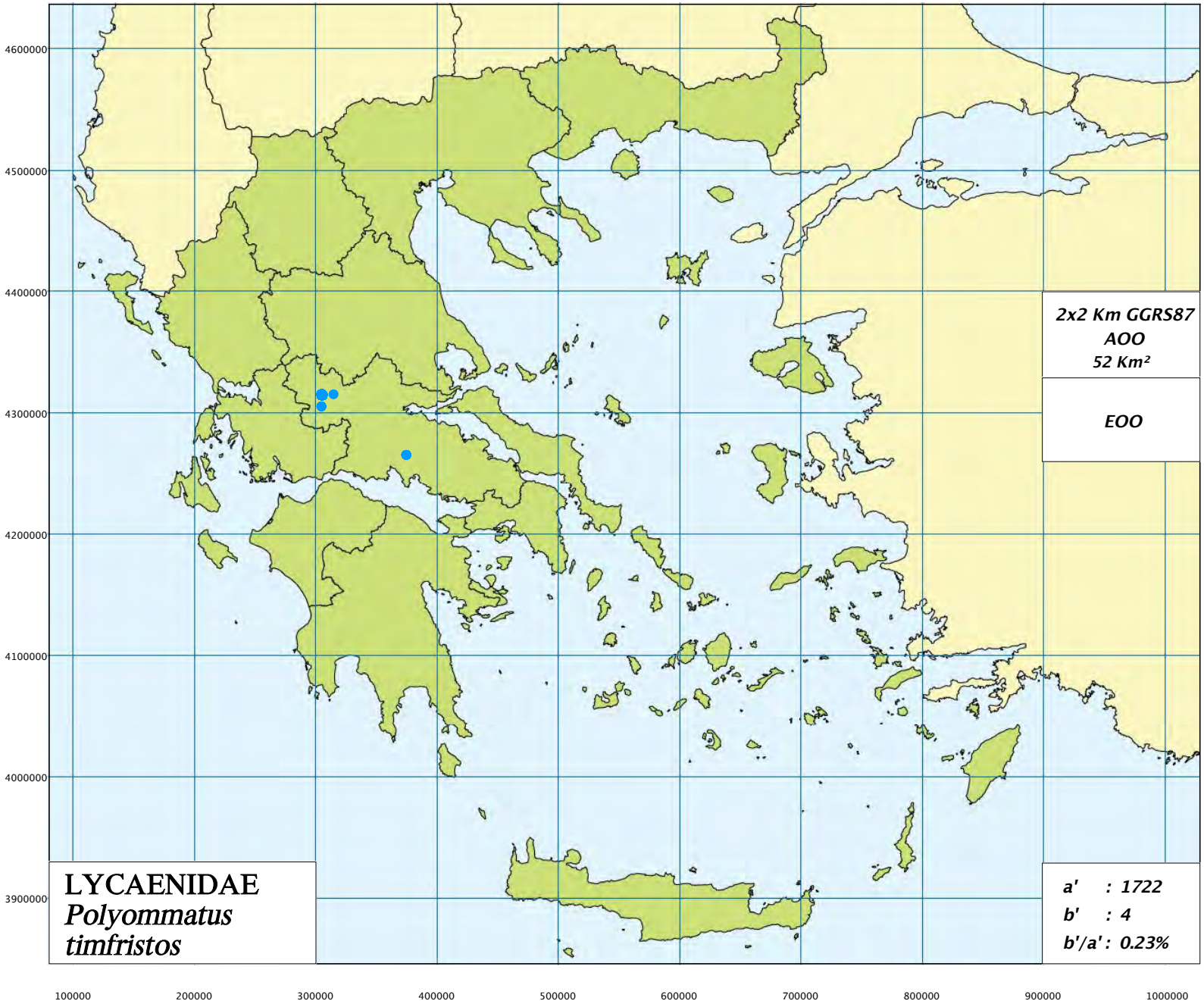
4600000
4500000
4400000
4300000
4200000
4100000
4000000
3900000
100000
200000
300000
400000
500000
600000
700000
800000
900000
1000000
2x2 Km GGRS87
AOO
52 Km²
EOO
LYCAENIDAE
Polyommatus
timfristos
a' : 1722
b' : 4
b'/a' : 0.23%


4600000
4500000
4400000
4300000
4200000
4100000
4000000
3900000
100000
200000
300000
400000
500000
600000
700000
800000
900000
1000000
2x2 Km GGRS87
AOO
168 Km²
EOO
LYCAENIDAE
Polyommatus
orphicus eleniae
a' : 1722
b' : 12
b'/a' : 0.69%

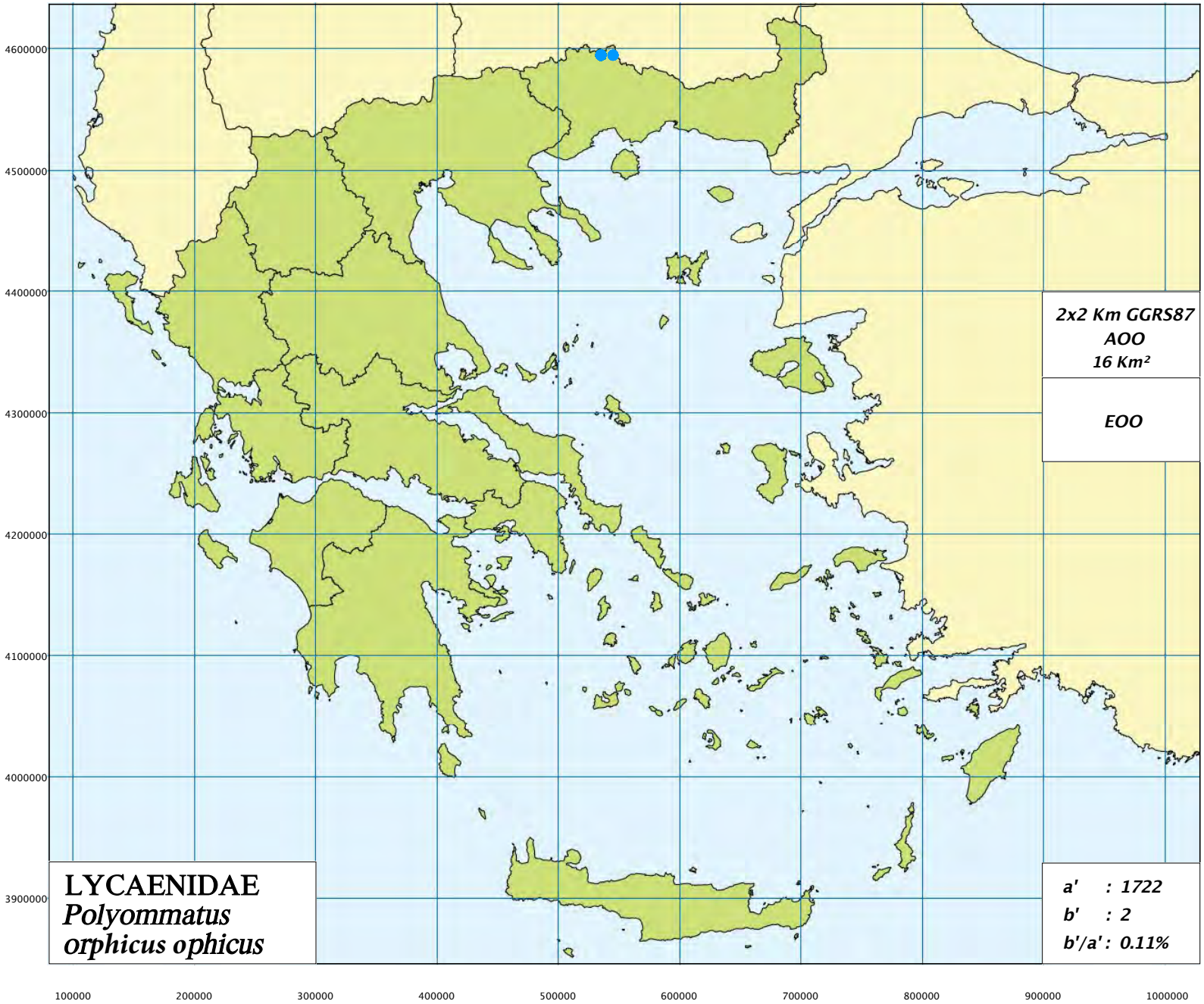
4600000
4500000
4400000
4300000
4200000
4100000
4000000
3900000
100000
200000
300000
400000
500000
600000
700000
800000
900000
1000000
2x2 Km GGRS87
AOO
16 Km²
EOO
LYCAENIDAE
Polyommatus
orphicus ophicus
a' : 1722
b' : 2
b'/a' : 0.11%

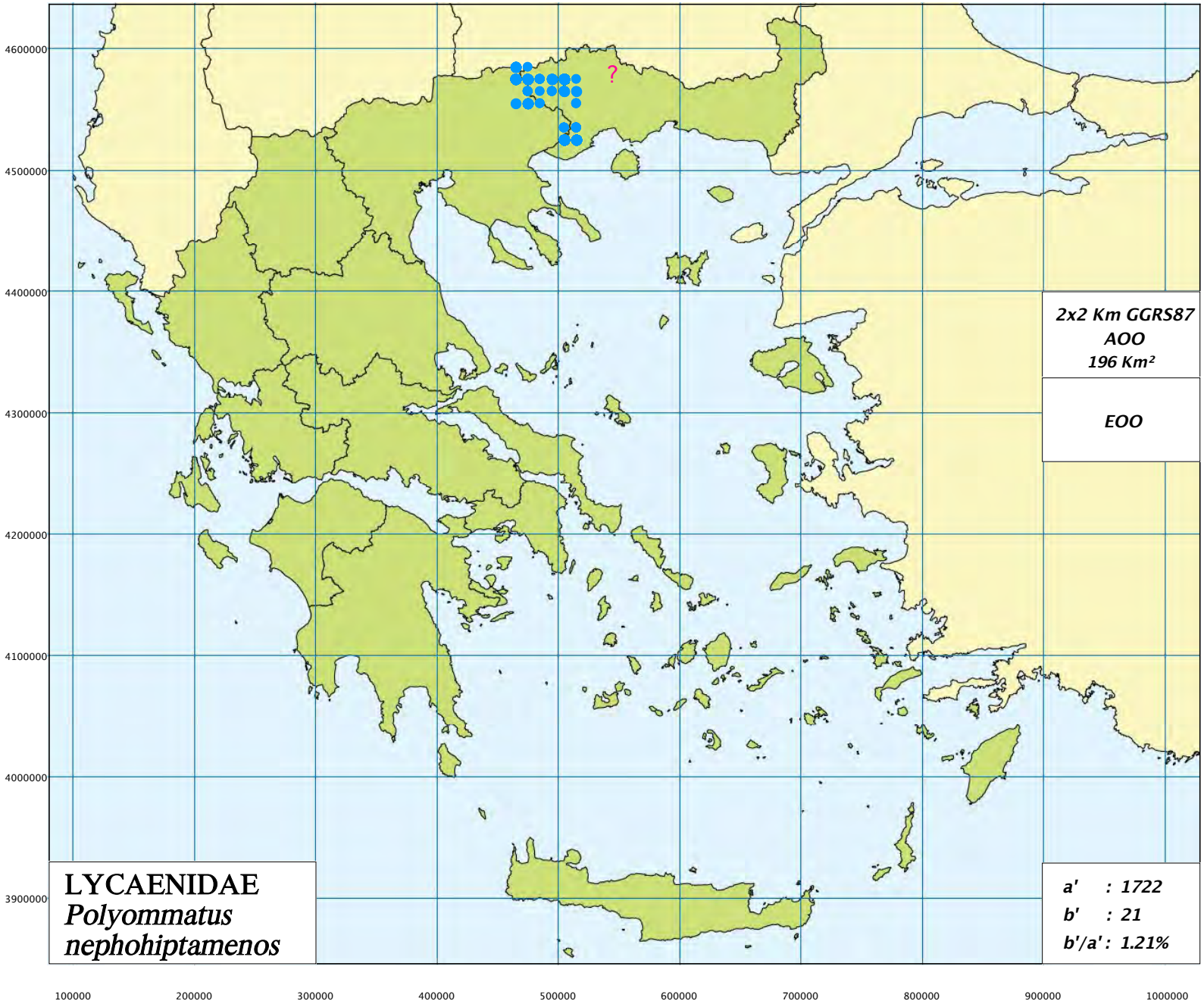
4600000
4500000
4400000
4300000
4200000
4100000
4000000
3900000
100000
200000
300000
400000
500000
600000
700000
800000
900000
1000000
?
2x2 Km GGRS87
AOO
196 Km²
EOO
LYCAENIDAE
Polyommatus
nephohiptamenos
a' : 1722
b' : 21
b'/a' : 1.21%

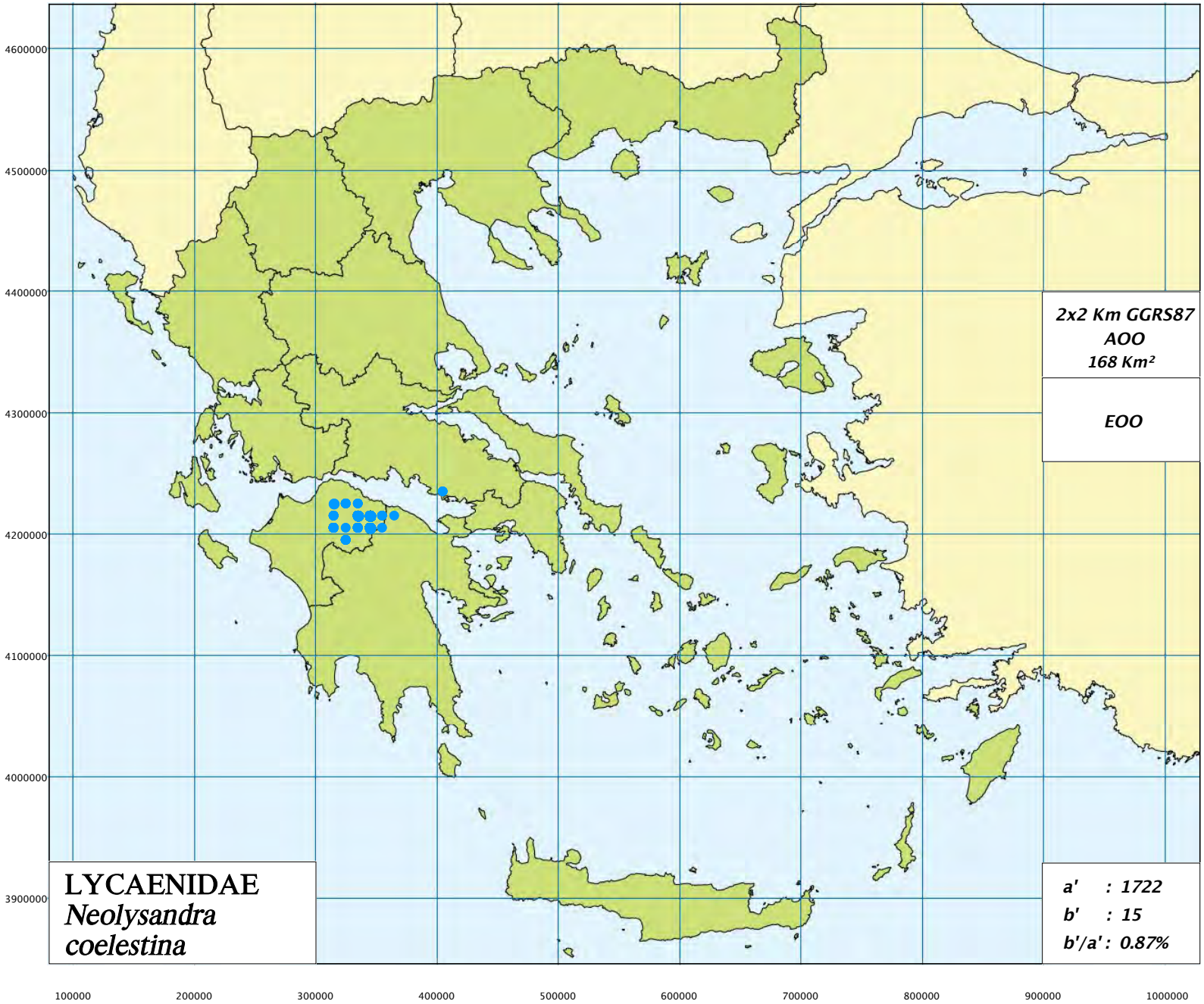
4600000
4500000
4400000
4300000
4200000
4100000
4000000
3900000
100000
200000
300000
400000
500000
600000
700000
800000
900000
1000000
2x2 Km GGRS87
AOO
168 Km²
EOO
LYCAENIDAE
Neolysandra
coelestina
a' : 1722
b' : 15
b'/a' : 0.87%

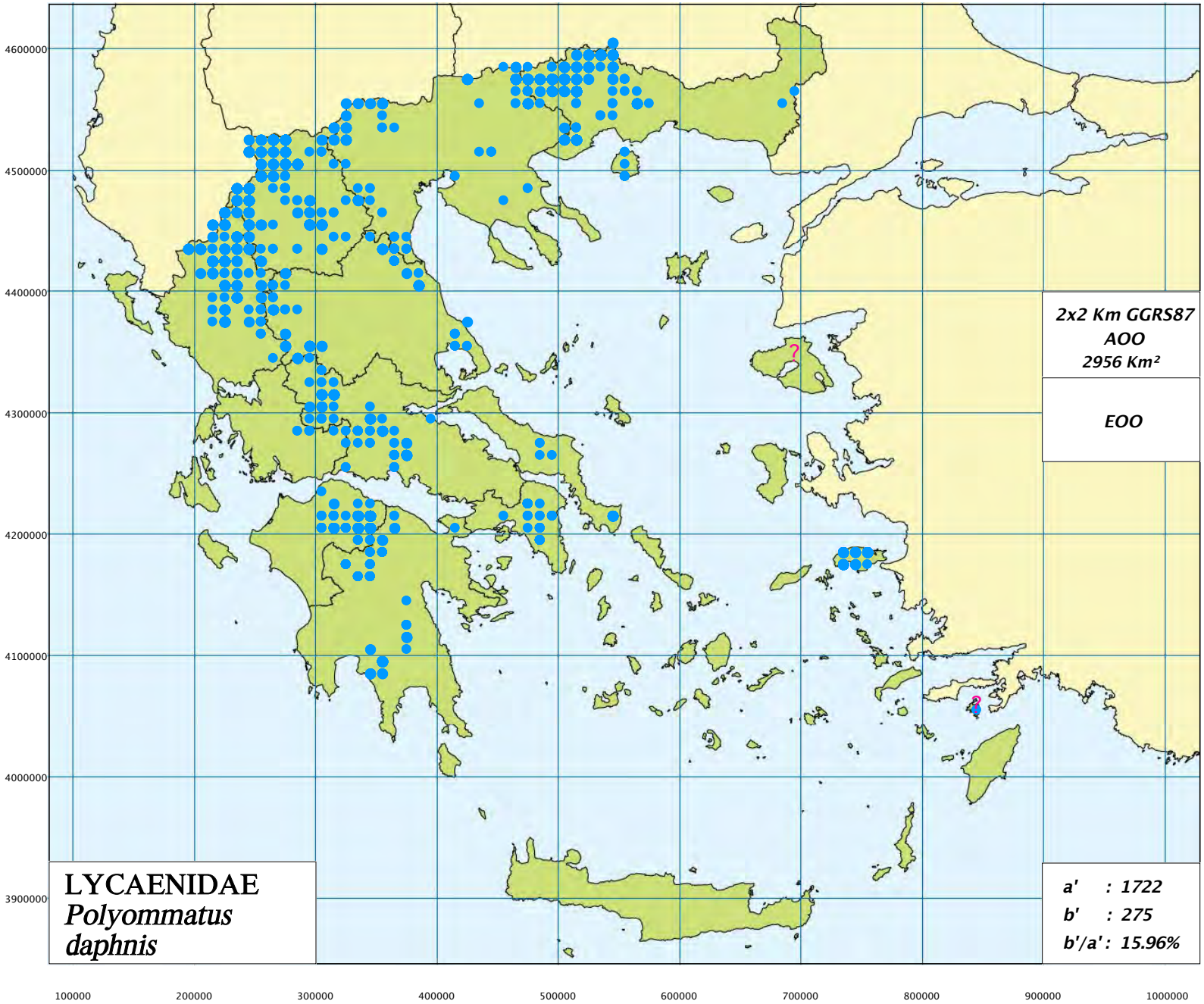
4600000
4500000
4400000
4300000
4200000
4100000
4000000
3900000
100000
200000
300000
400000
500000
600000
700000
800000
900000
1000000
2x2 Km GGRS87
AOO
2956 Km²
EOO
LYCAENIDAE
Polyommatus
daphnis
a' : 1722
b' : 275
b'/a' : 15.96%

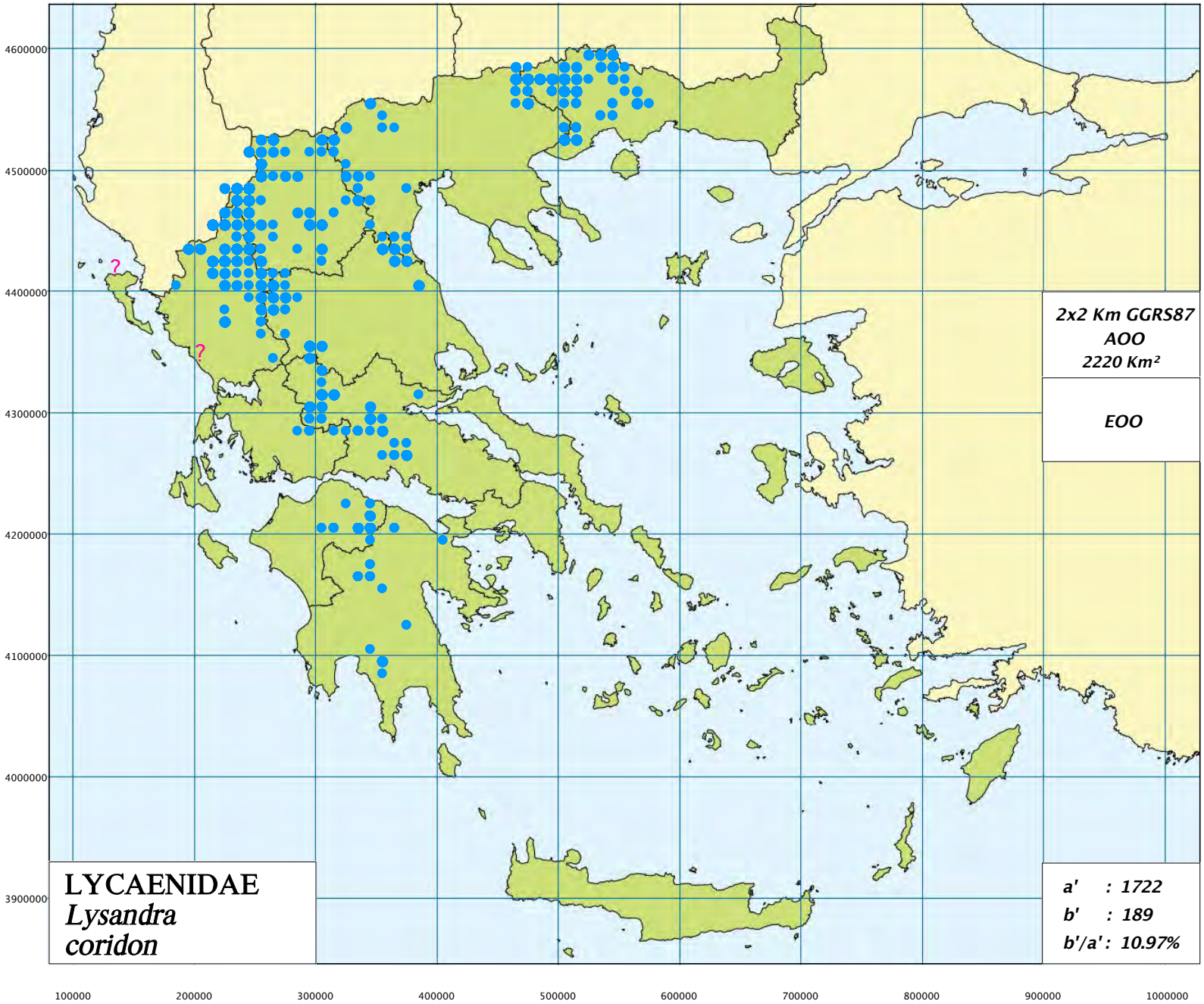
4600000
4500000
4400000
4300000
4200000
4100000
4000000
3900000
100000
200000
300000
400000
500000
600000
700000
800000
900000
1000000
?
?
2x2 Km GGRS87
AOO
2220 Km²
EOO
LYCAENIDAE
Lysandra
coridon
a' : 1722
b' : 189
b'/a' : 10.97%

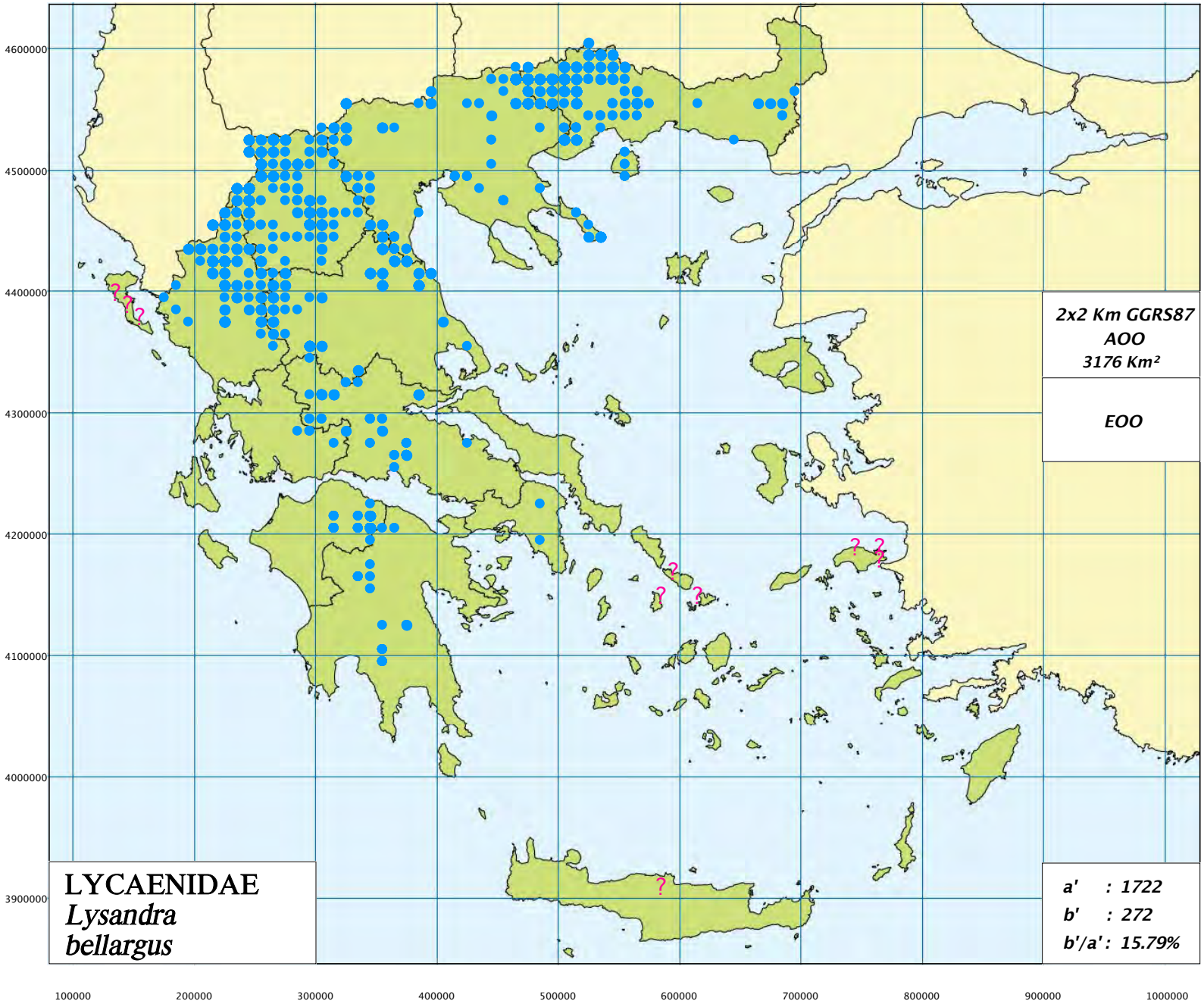
4600000
4500000
4400000
4300000
4200000
4100000
4000000
3900000
100000
200000
300000
400000
500000
600000
700000
800000
900000
1000000
2x2 Km GGRS87
AOO
3176 Km²
EOO
LYCAENIDAE
Lysandra
bellargus
a' : 1722
b' : 272
b'/a' : 15.79%

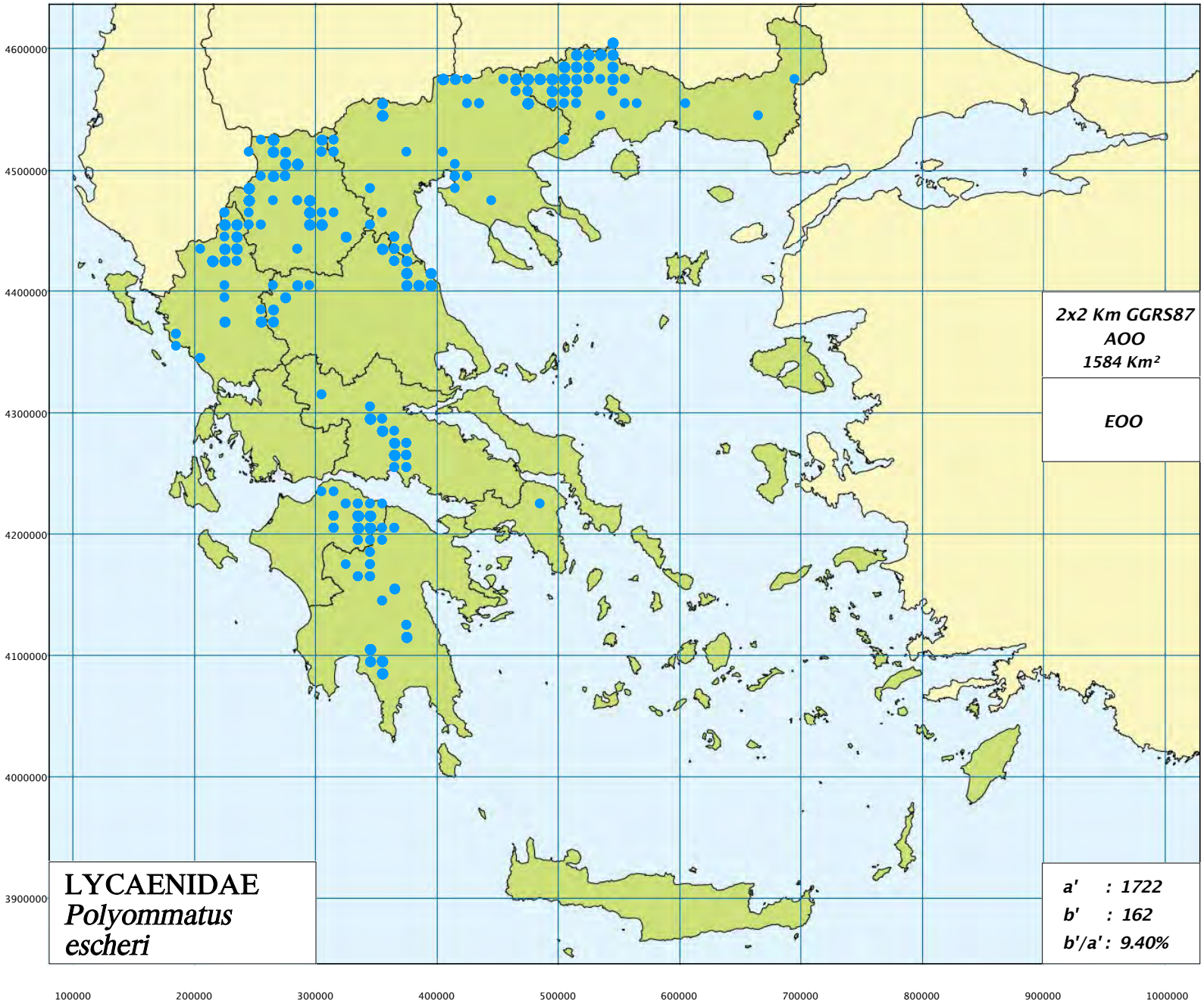
4600000
4500000
4400000
4300000
4200000
4100000
4000000
3900000
100000
200000
300000
400000
500000
600000
700000
800000
900000
1000000
2x2 Km GGRS87
AOO
1584 Km²
EOO
LYCAENIDAE
Polyommatus
escheri
a' : 1722
b' : 162
b'/a' : 9.40%

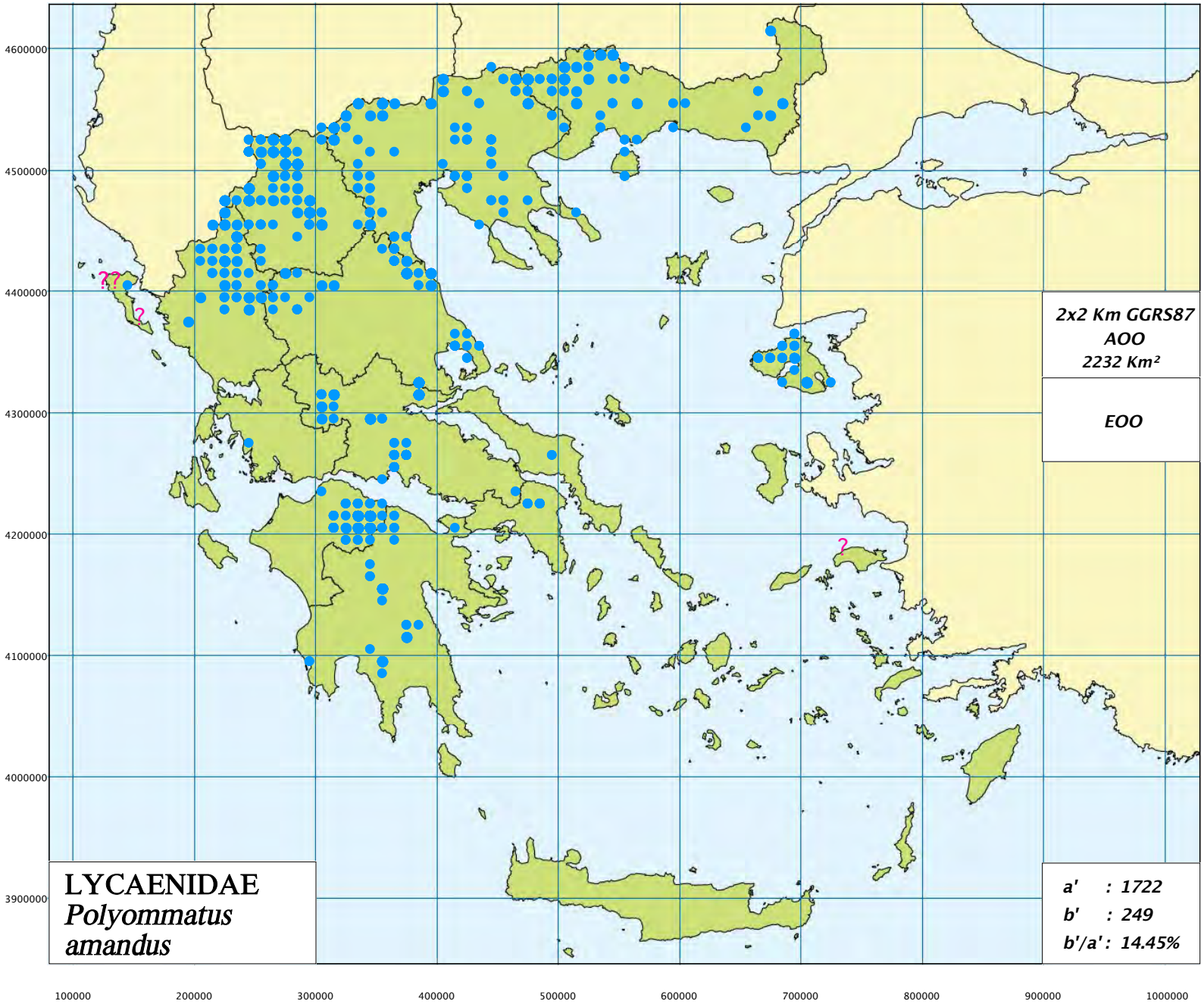
4600000
4500000
4400000
4300000
4200000
4100000
4000000
3900000
100000
200000
300000
400000
500000
600000
700000
800000
900000
1000000
2x2 Km GGRS87
AOO
2232 Km²
EOO
LYCAENIDAE
Polyommatus
amandus
a' : 1722
b' : 249
b'/a' : 14.45%

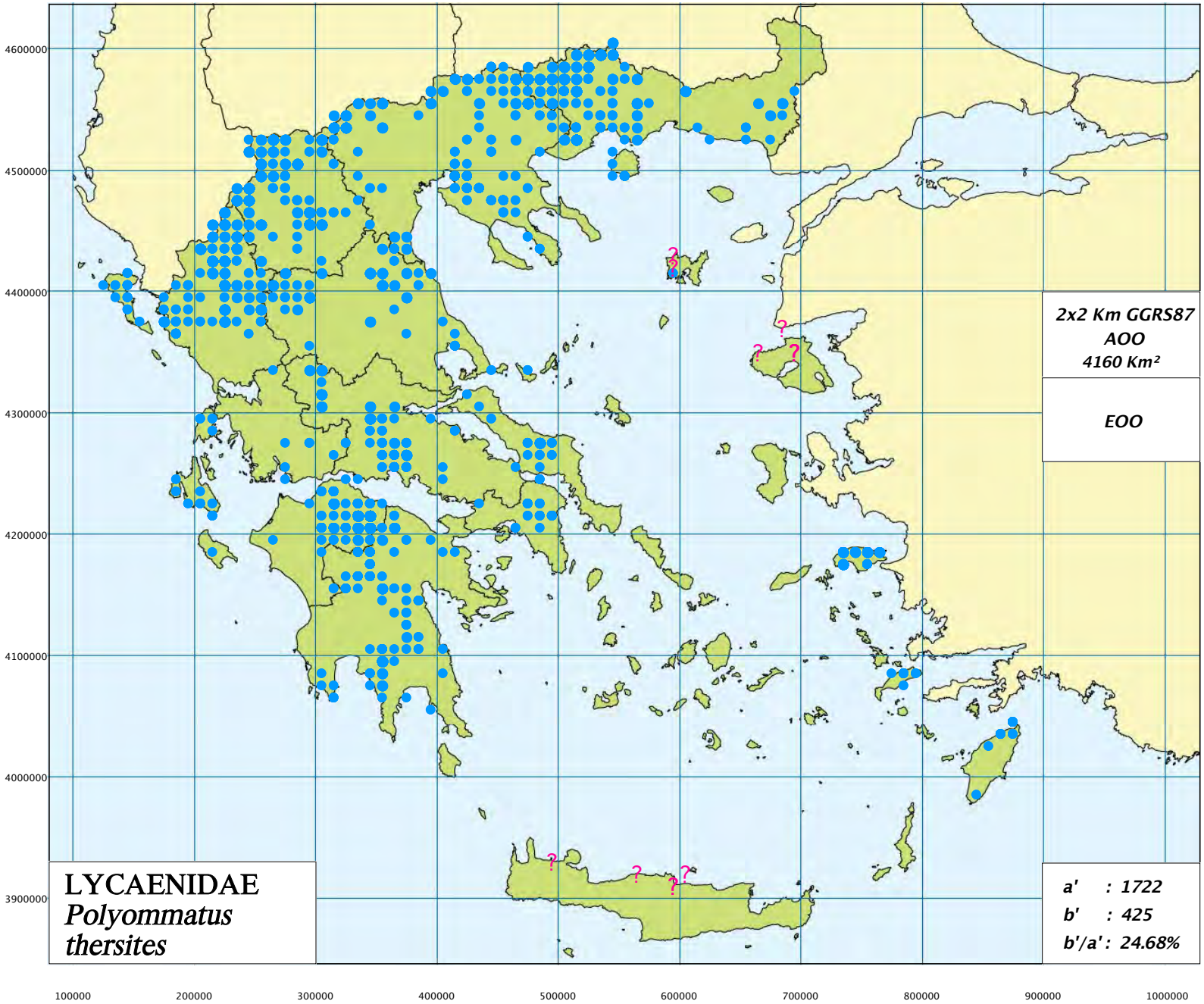
4600000
4500000
4400000
4300000
4200000
4100000
4000000
3900000
100000
200000
300000
400000
500000
600000
700000
800000
900000
1000000
2x2 Km GGRS87
AOO
4160 Km²
EOO
LYCAENIDAE
Polyommatus
thersites
a' : 1722
b' : 425
b'/a' : 24.68%

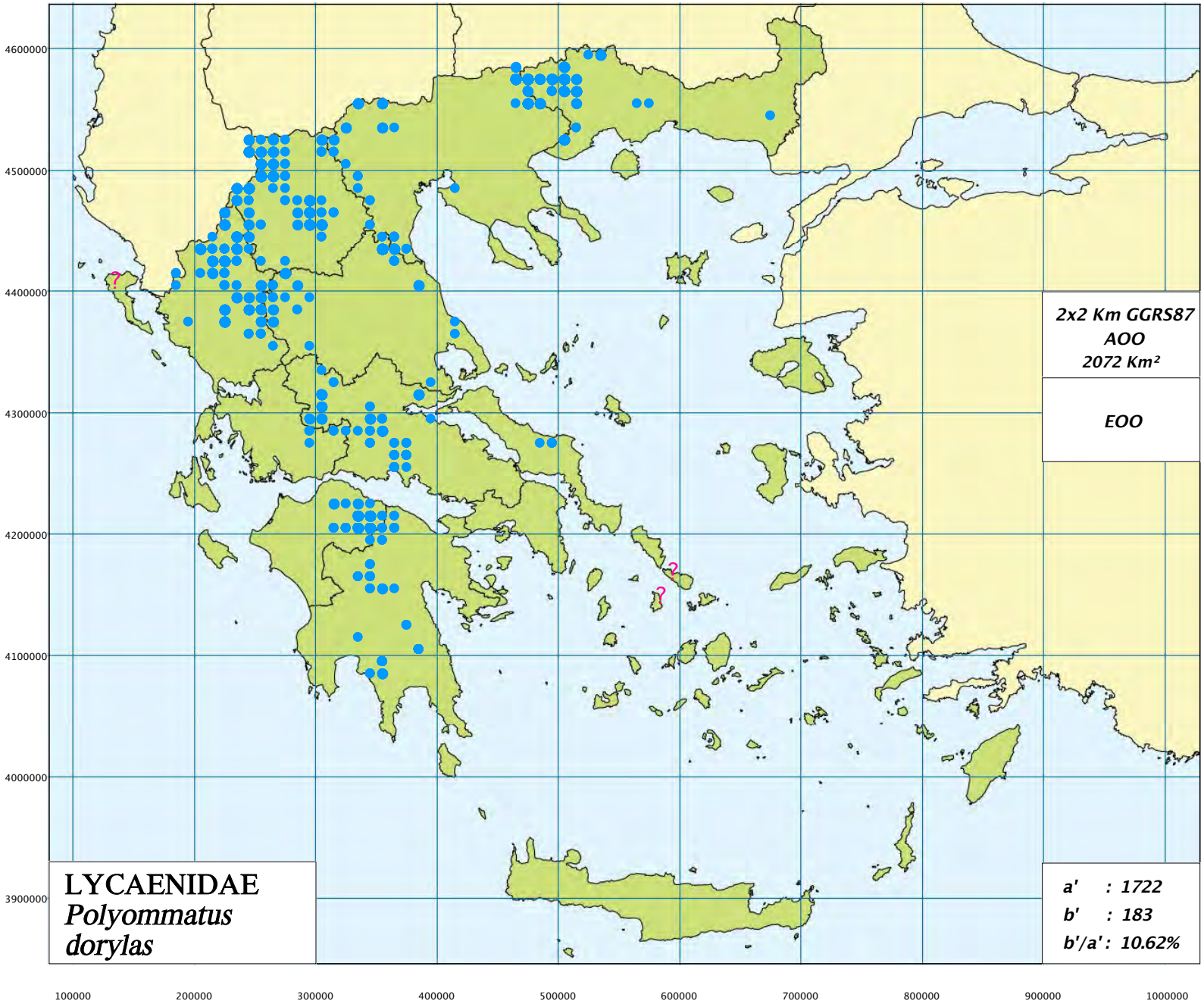
4600000
4500000
4400000
4300000
4200000
4100000
4000000
3900000
100000
200000
300000
400000
500000
600000
700000
800000
900000
1000000
2x2 Km GGRS87
AOO
2072 Km²
EOO
LYCAENIDAE
Polyommatus
dorylas
a' : 1722
b' : 183
b'/a' : 10.62%

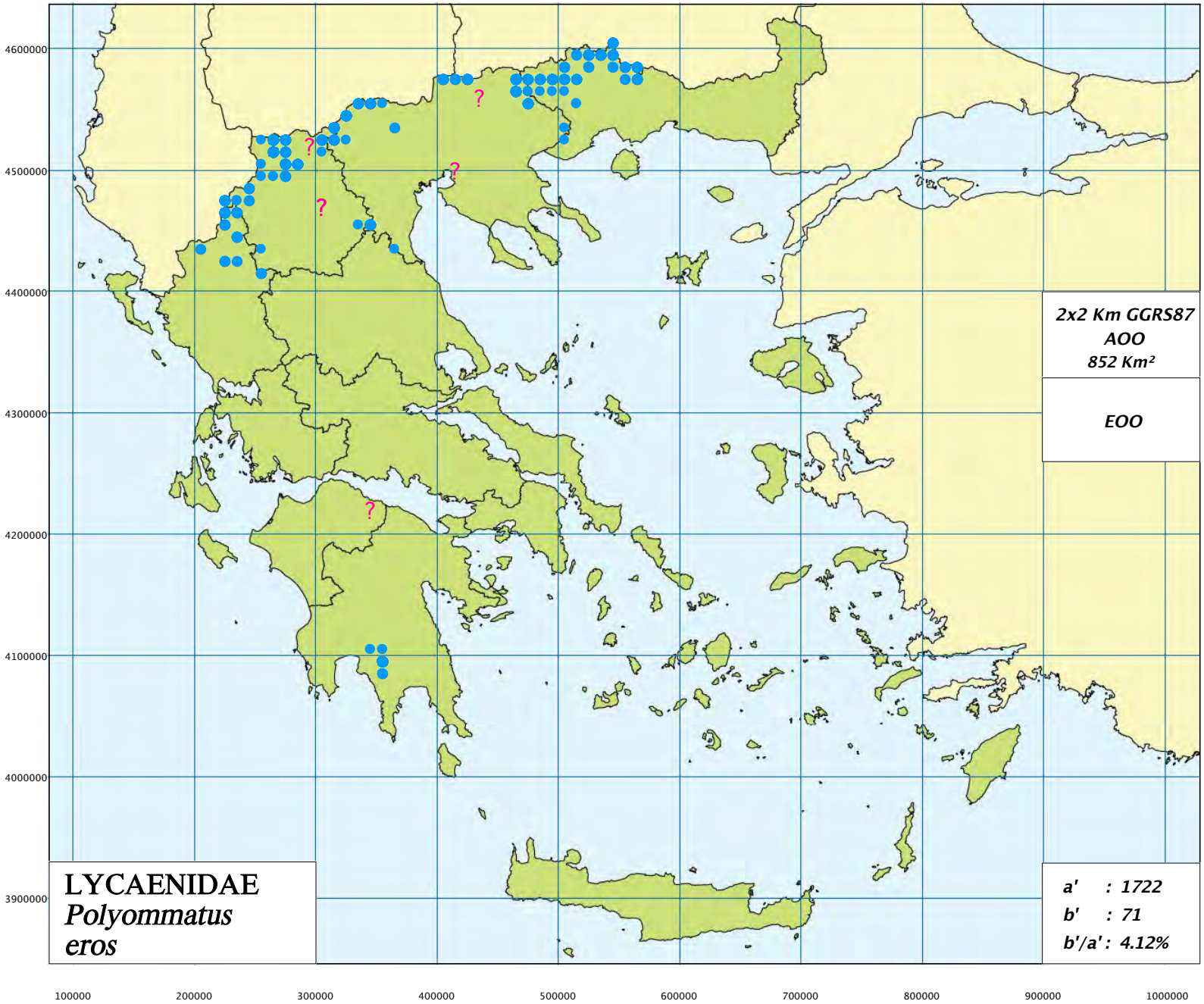
4600000
4500000
4400000
4300000
4200000
4100000
4000000
3900000
100000
200000
300000
400000
500000
600000
700000
800000
900000
1000000
2x2 Km GGRS87
AOO
852 Km²
EOO
LYCAENIDAE
Polyommatus
eros
a' : 1722
b' : 71
b'/a' : 4.12%

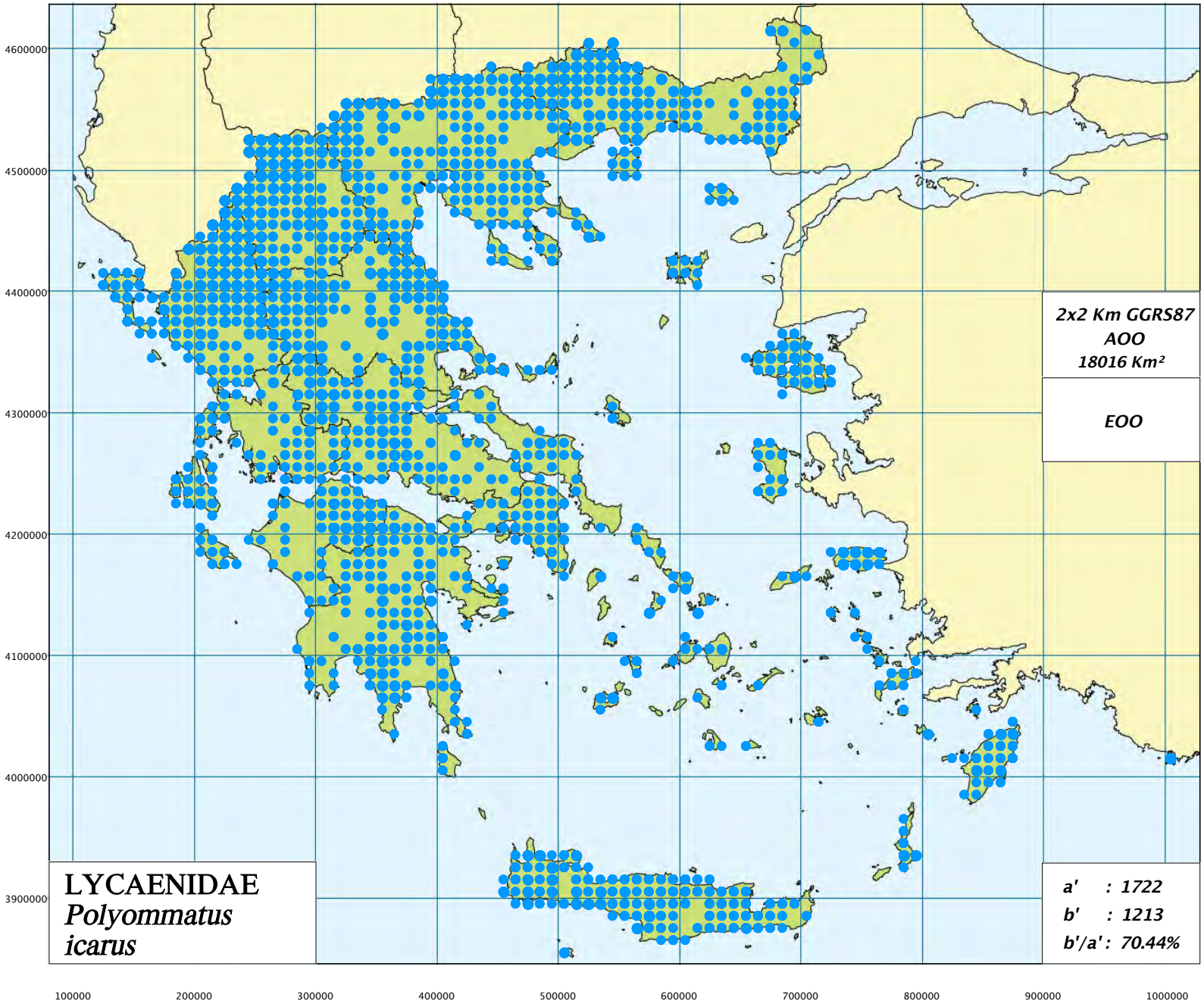
4600000
4500000
4400000
4300000
4200000
4100000
4000000
3900000
100000
200000
300000
400000
500000
600000
700000
800000
900000
1000000
2x2 Km GGRS87
AOO
18016 Km²
EOO
LYCAENIDAE
Polyommatus
icarus
a' : 1722
b' : 1213
b'/a' : 70.44%

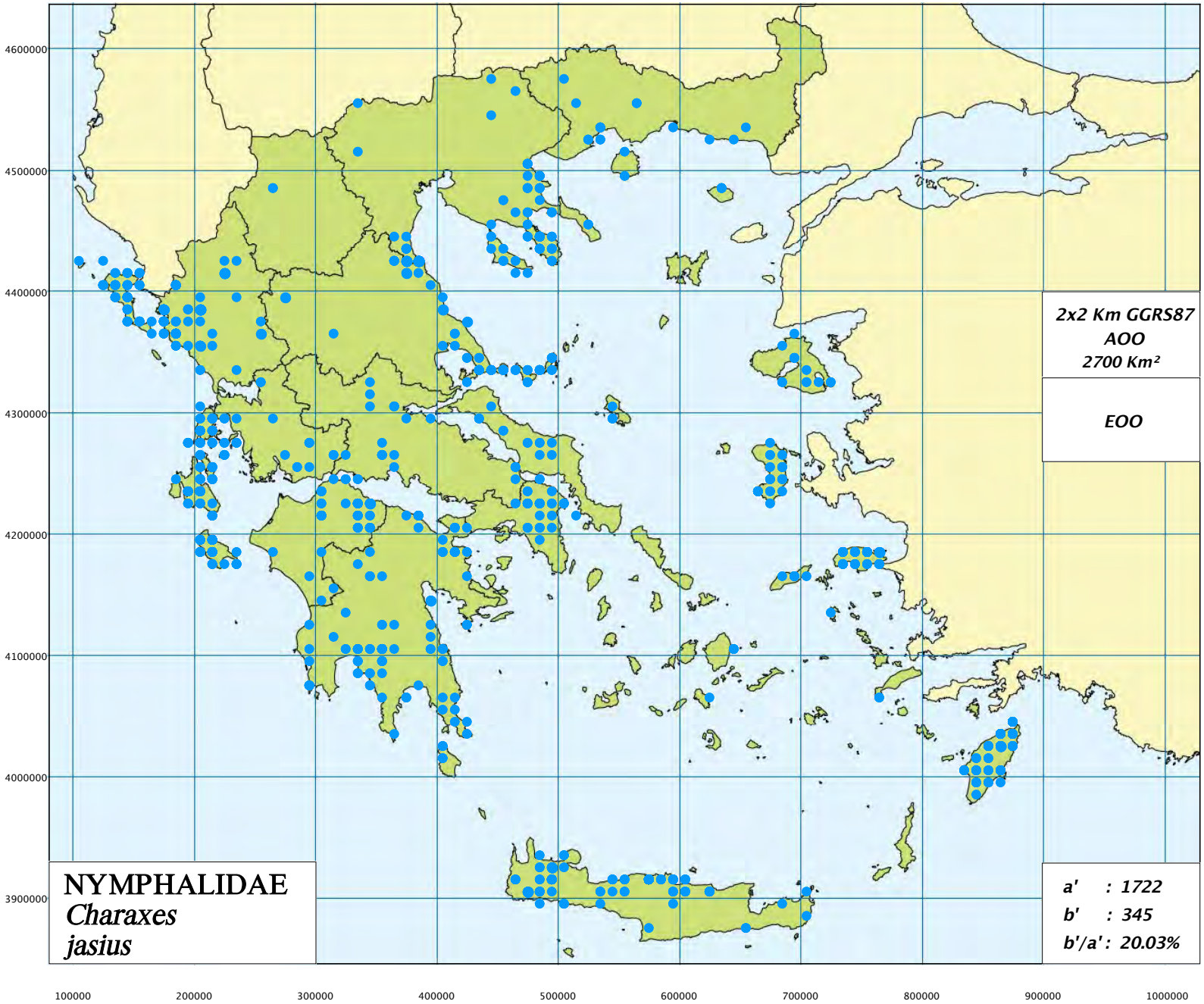
4600000
4500000
4400000
4300000
4200000
4100000
4000000
3900000
100000
200000
300000
400000
500000
600000
700000
800000
900000
1000000
2x2 Km GGRS87
AOO
2700 Km²
EOO
NYMPHALIDAE
Charaxes
jasius
a' : 1722
b' : 345
b'/a' : 20.03%

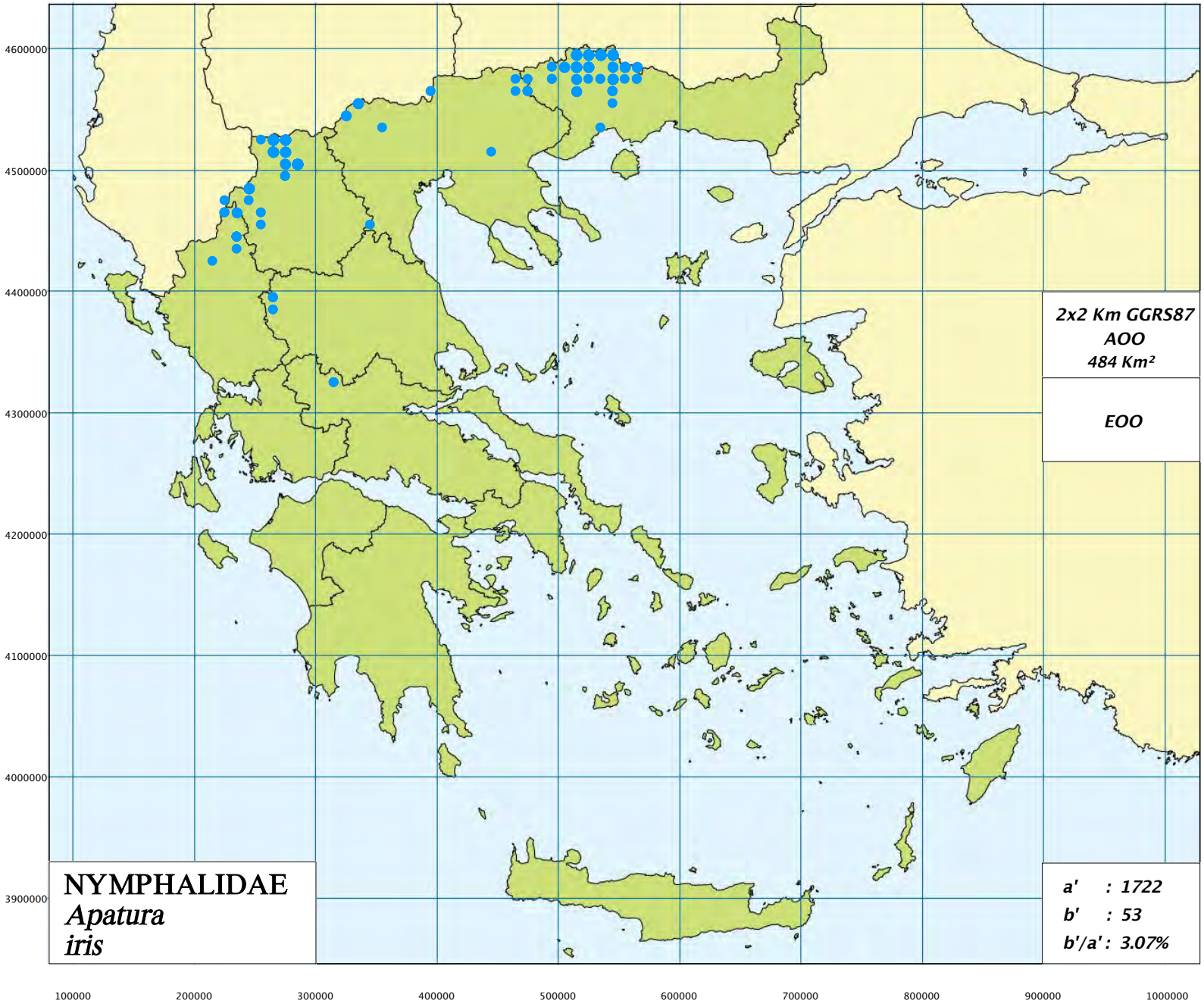
4600000
4500000
4400000
4300000
4200000
4100000
4000000
3900000
100000
200000
300000
400000
500000
600000
700000
800000
900000
1000000
2x2 Km GGRS87
AOO
484 Km²
EOO
NYMPHALIDAE
Apatura
iris
a' : 1722
b' : 53
b'/a' : 3.07%

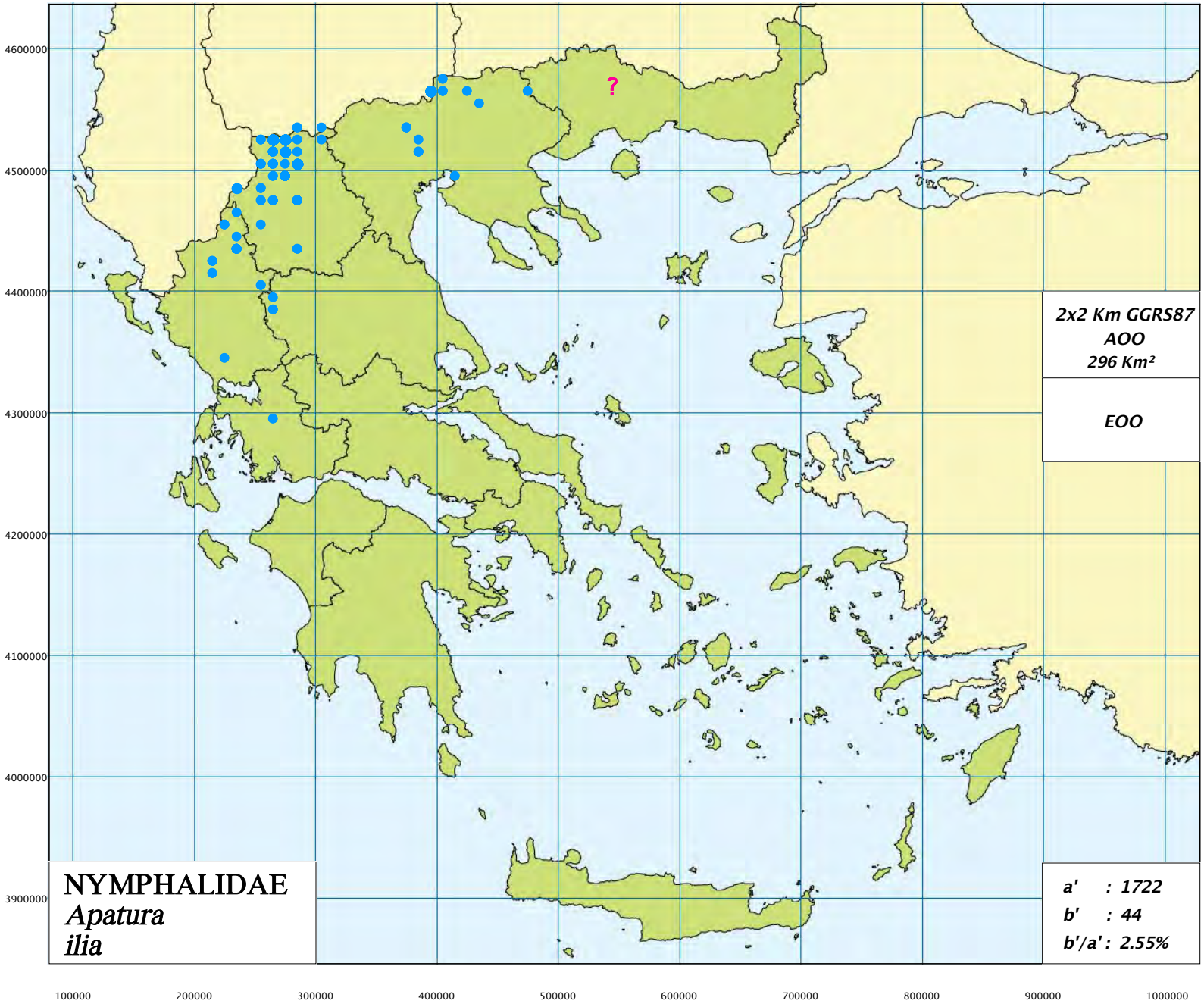
4600000
4500000
4400000
4300000
4200000
4100000
4000000
3900000
100000
200000
300000
400000
500000
600000
700000
800000
900000
1000000
?
2x2 Km GGRS87
AOO
296 Km²
EOO
NYMPHALIDAE
Apatura
ilia
a' : 1722
b' : 44
b'/a' : 2.55%

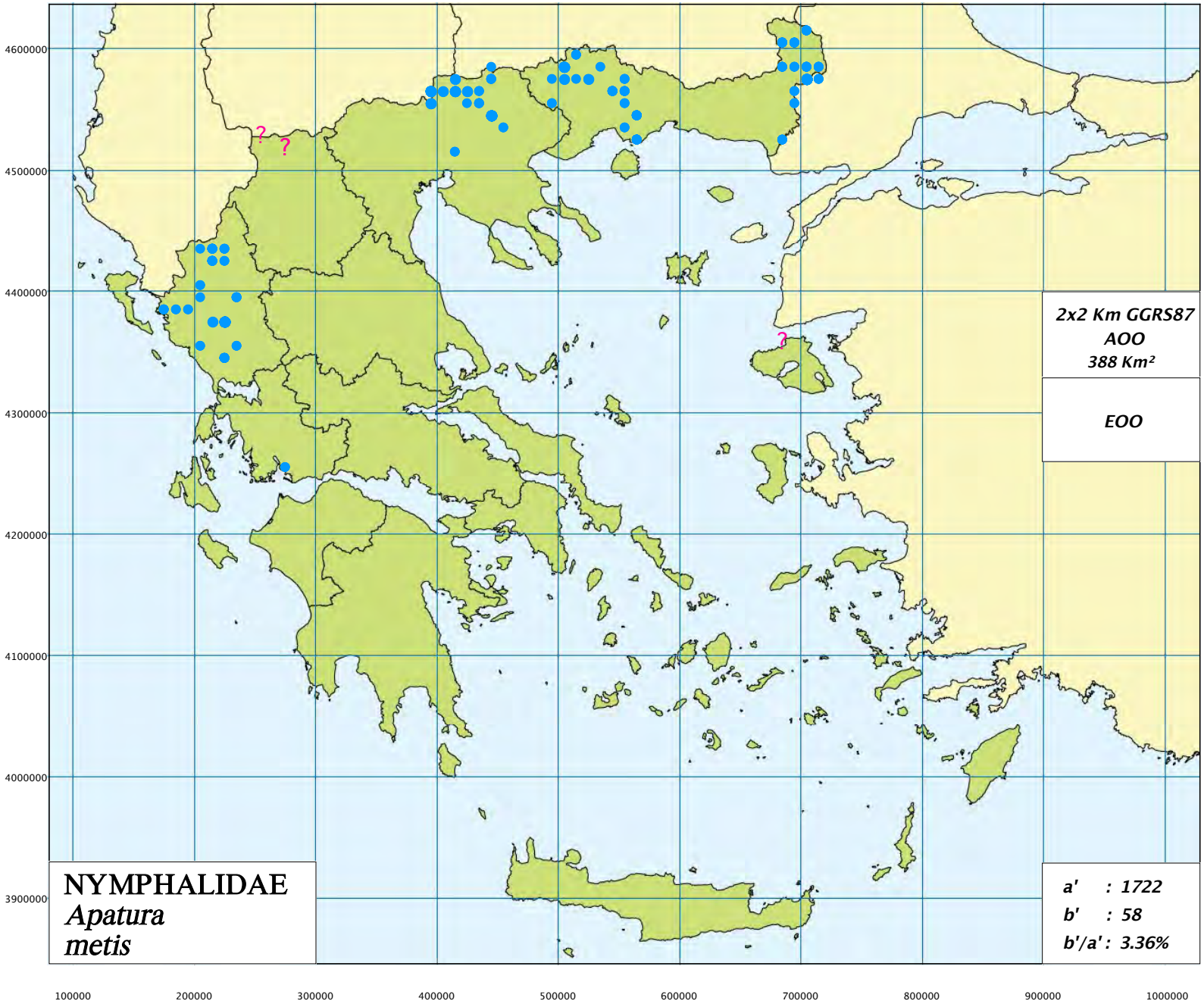
4600000
4500000
4400000
4300000
4200000
4100000
4000000
3900000
100000
200000
300000
400000
500000
600000
700000
800000
900000
1000000
2x2 Km GGRS87
AOO
388 Km²
EOO
NYMPHALIDAE
Apatura
metis
a' : 1722
b' : 58
b'/a' : 3.36%

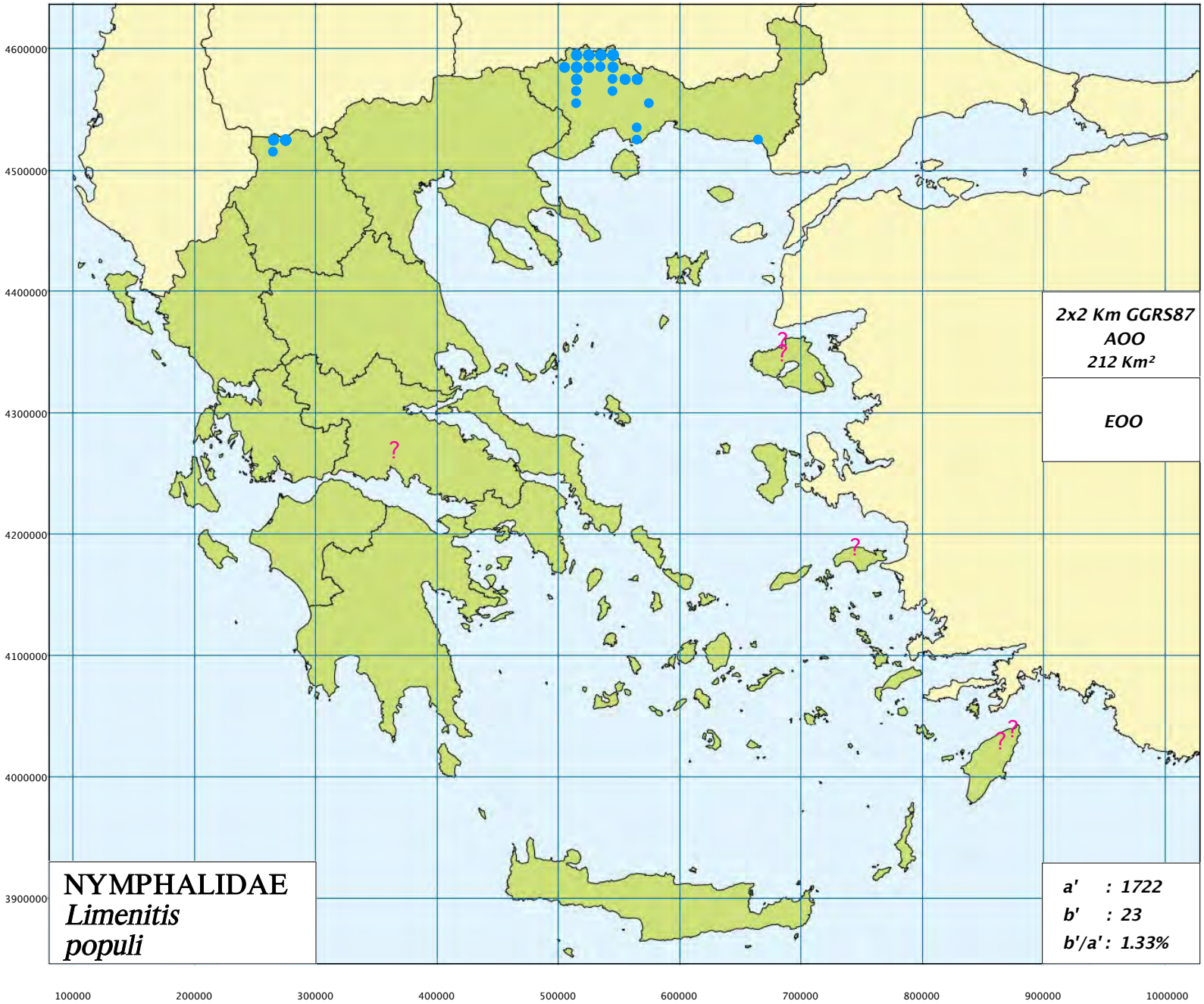
4600000
4500000
4400000
4300000
4200000
4100000
4000000
3900000
100000
200000
300000
400000
500000
600000
700000
800000
900000
1000000
2x2 Km GGRS87
AOO
212 Km²
EOO
NYMPHALIDAE
Limenitis populi
a' : 1722
b' : 23
b'/a' : 1.33%

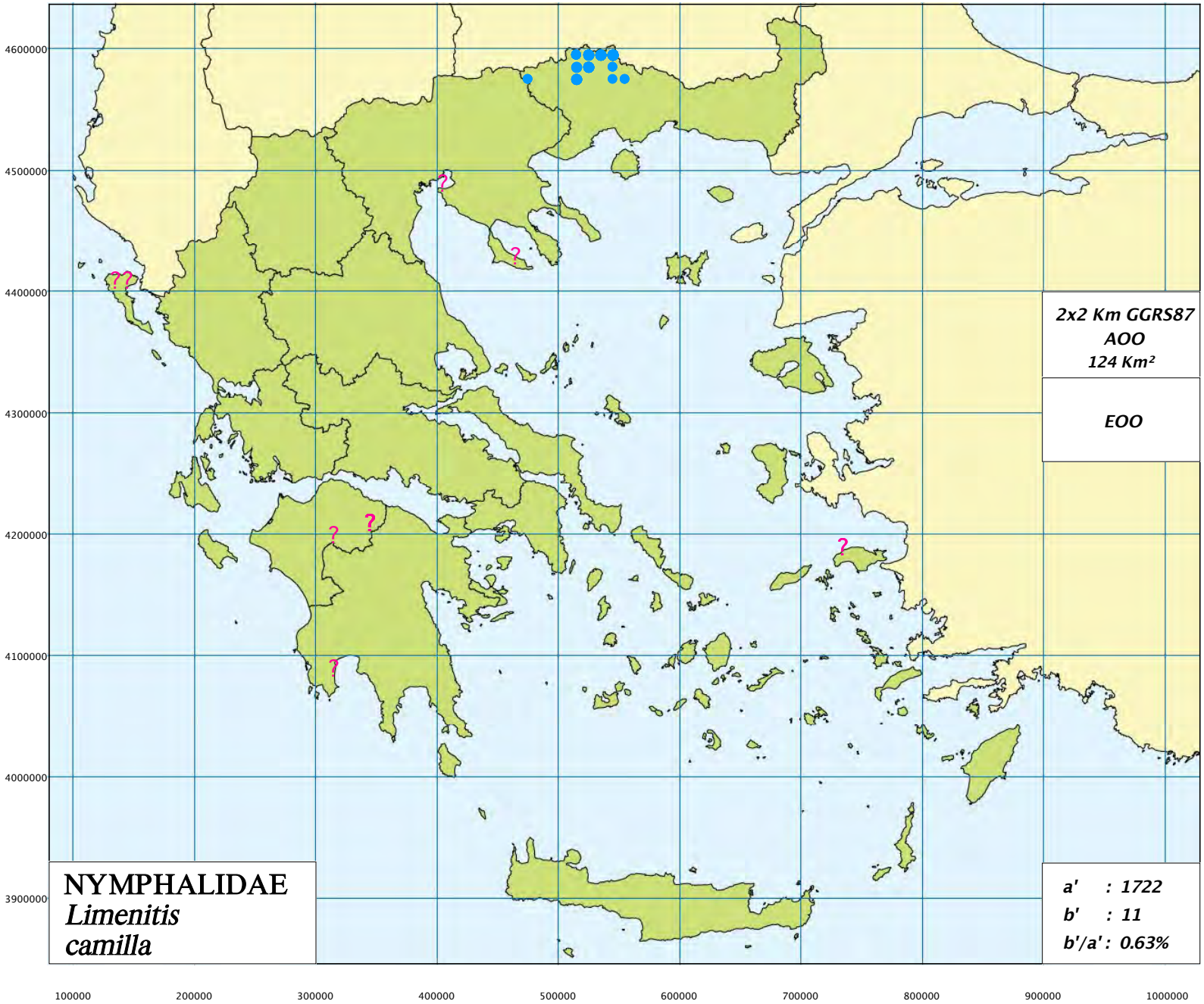
4600000
4500000
4400000
4300000
4200000
4100000
4000000
3900000
100000
200000
300000
400000
500000
600000
700000
800000
900000
1000000
2x2 Km GGRS87
AOO
124 Km²
EOO
NYMPHALIDAE
Limenitis
camilla
a' : 1722
b' : 11
b'/a' : 0.63%

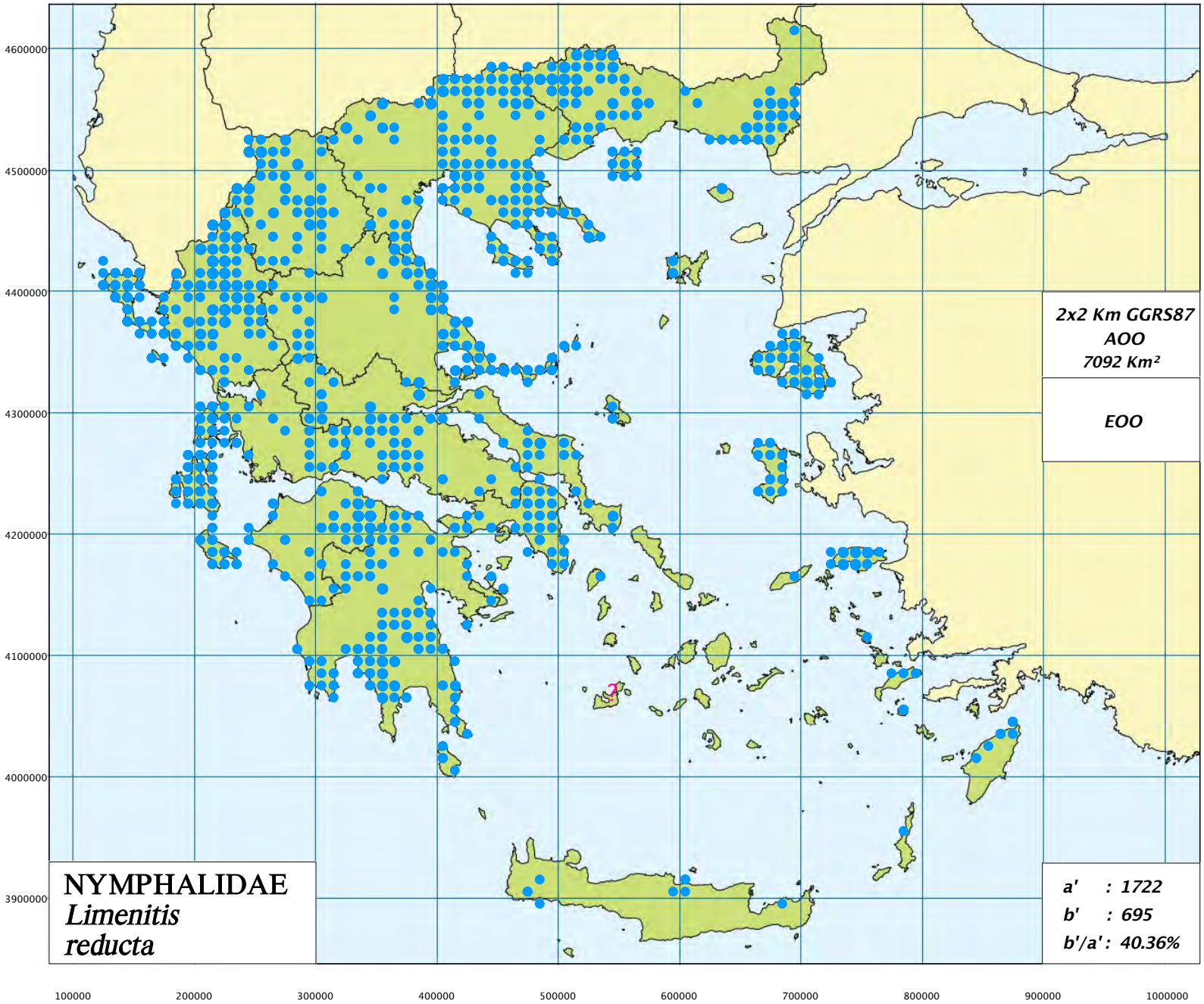
4600000
4500000
4400000
4300000
4200000
4100000
4000000
3900000
100000
200000
300000
400000
500000
600000
700000
800000
900000
1000000
2x2 Km GGRS87
AOO
7092 Km²
EOO
NYMPHALIDAE
Limenitis
reducta
a' : 1722
b' : 695
b'/a' : 40.36%

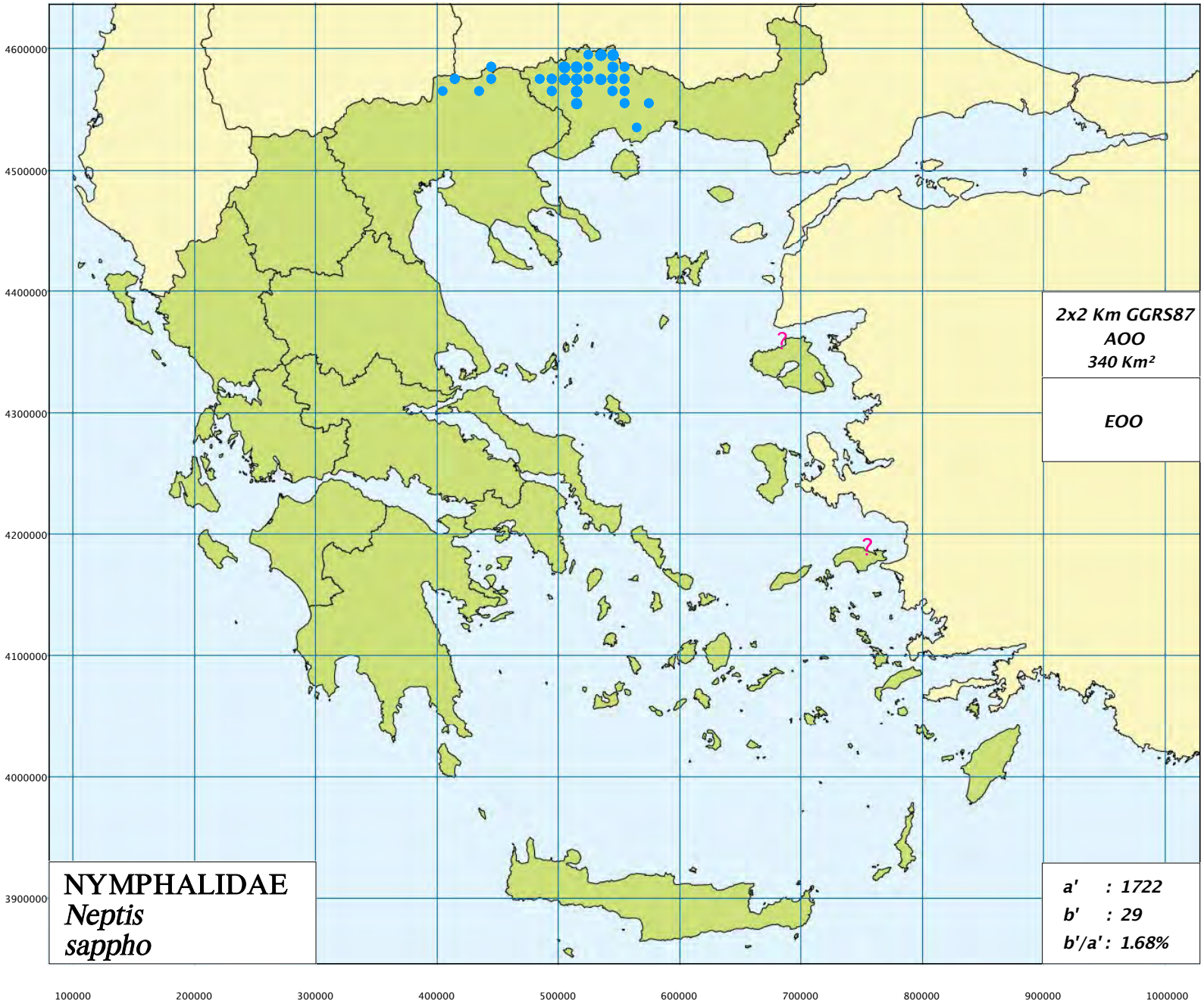
4600000
4500000
4400000
4300000
4200000
4100000
4000000
3900000
100000
200000
300000
400000
500000
600000
700000
800000
900000
1000000
2x2 Km GGRS87
AOO
340 Km²
EOO
NYMPHALIDAE
Neptis
sappho
a' : 1722
b' : 29
b'/a' : 1.68%

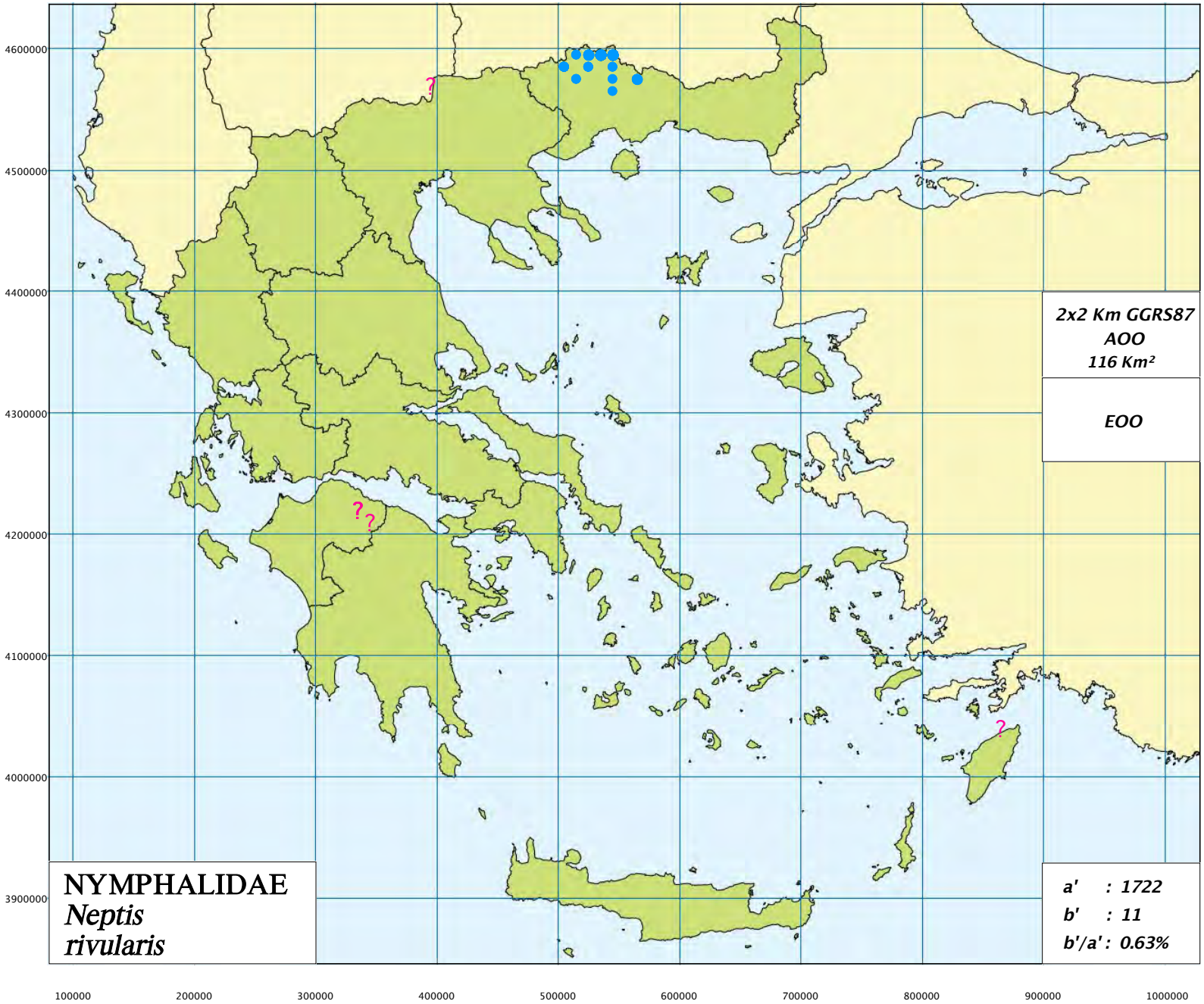
4600000
4500000
4400000
4300000
4200000
4100000
4000000
3900000
100000
200000
300000
400000
500000
600000
700000
800000
900000
1000000
2x2 Km GGRS87
AOO
116 Km²
EOO
NYMPHALIDAE
Neptis
rivularis
a' : 1722
b' : 11
b'/a' : 0.63%

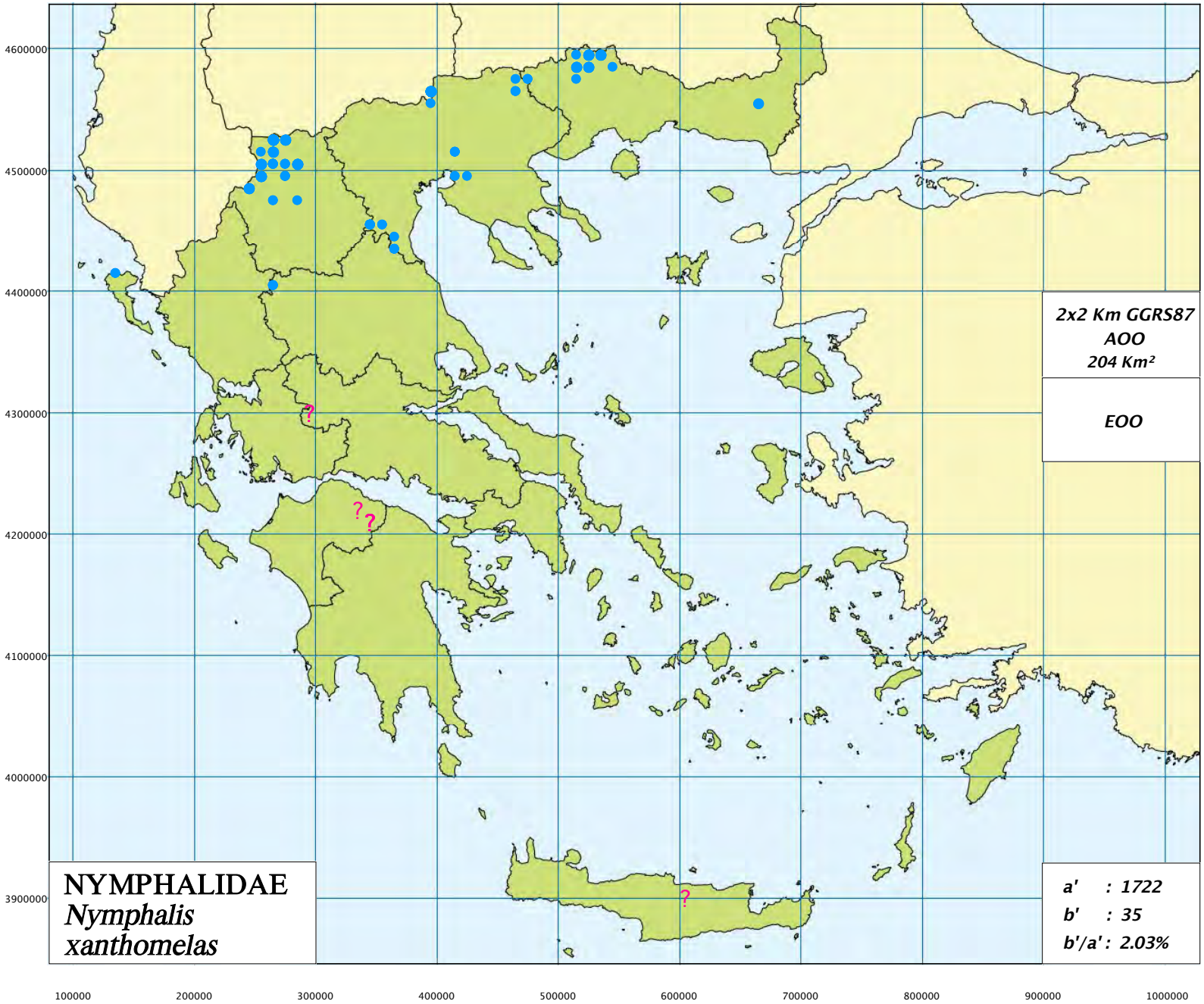
4600000
4500000
4400000
4300000
4200000
4100000
4000000
3900000
100000
200000
300000
400000
500000
600000
700000
800000
900000
1000000
2x2 Km GGRS87
AOO
204 Km²
EOO
NYMPHALIDAE
Nymphalis
xanthomelas
a' : 1722
b' : 35
b'/a' : 2.03%

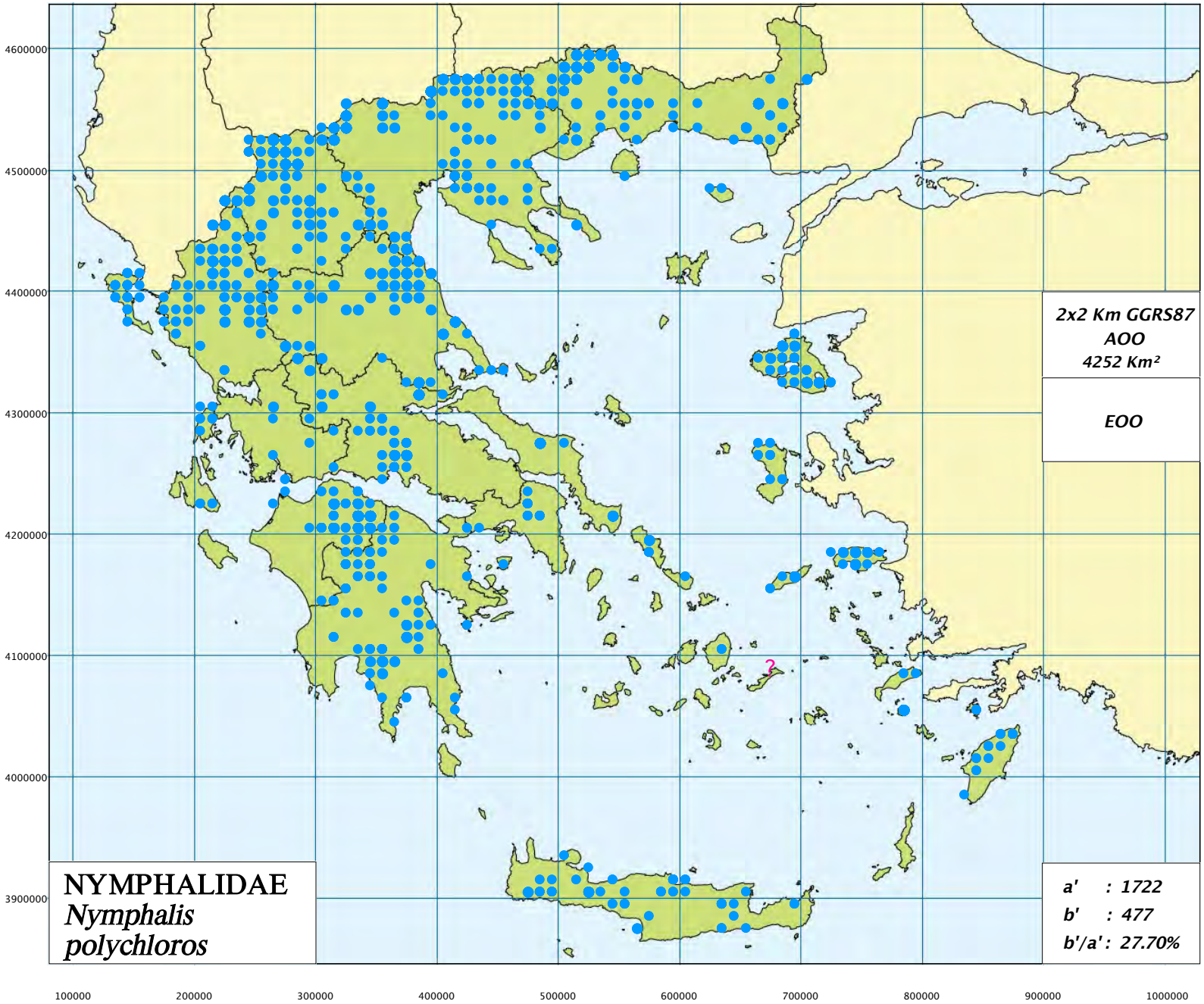
4600000
4500000
4400000
4300000
4200000
4100000
4000000
3900000
100000
200000
300000
400000
500000
600000
700000
800000
900000
1000000
2x2 Km GGRS87
AOO
4252 Km²
EOO
NYMPHALIDAE
Nymphalis
polychloros
a' : 1722
b' : 477
b'/a' : 27.70%

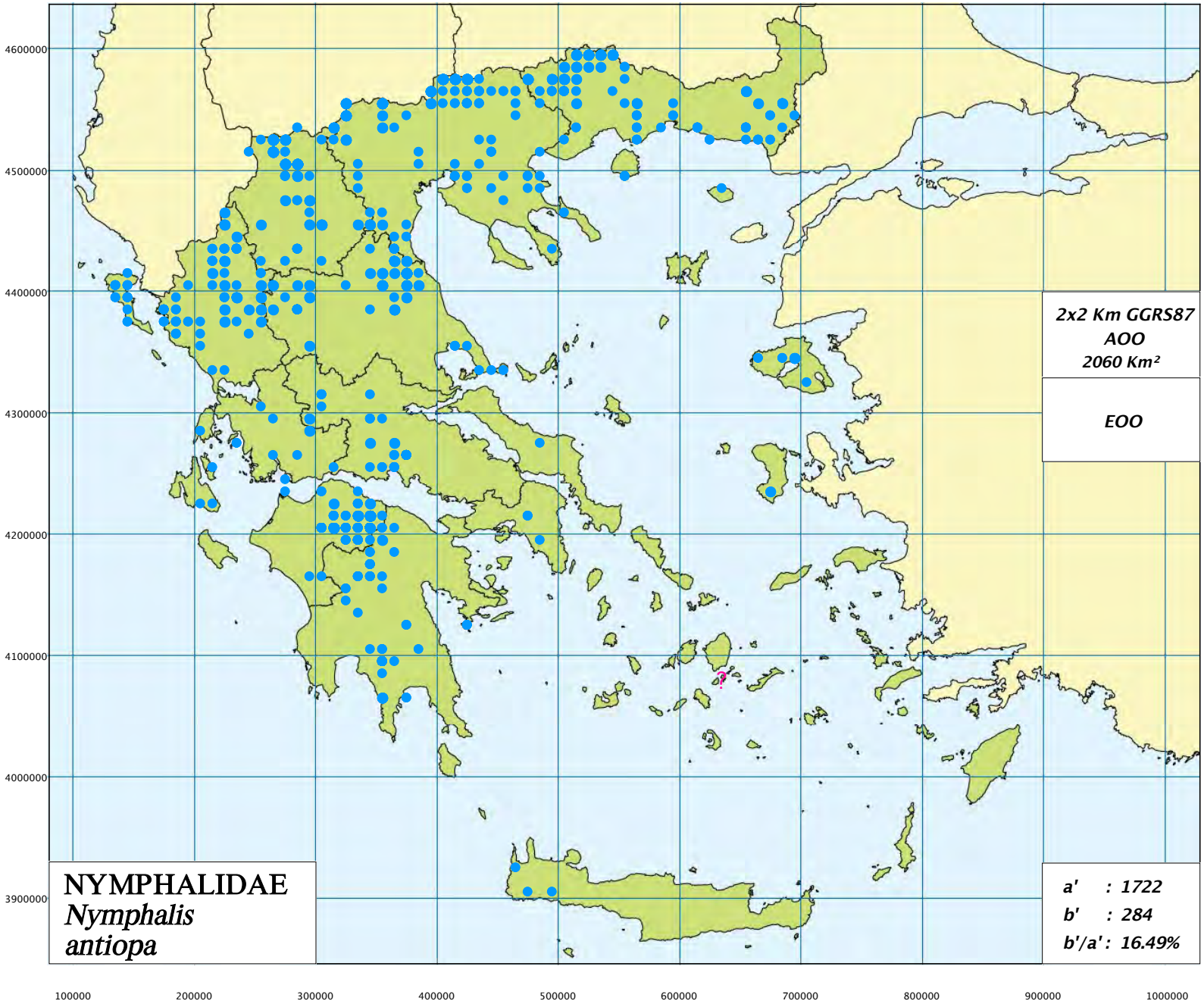
4600000
4500000
4400000
4300000
4200000
4100000
4000000
3900000
100000
200000
300000
400000
500000
600000
700000
800000
900000
1000000
2x2 Km GGRS87
AOO
2060 Km²
EOO
NYMPHALIDAE
Nymphalis
antiopa
a' : 1722
b' : 284
b'/a' : 16.49%

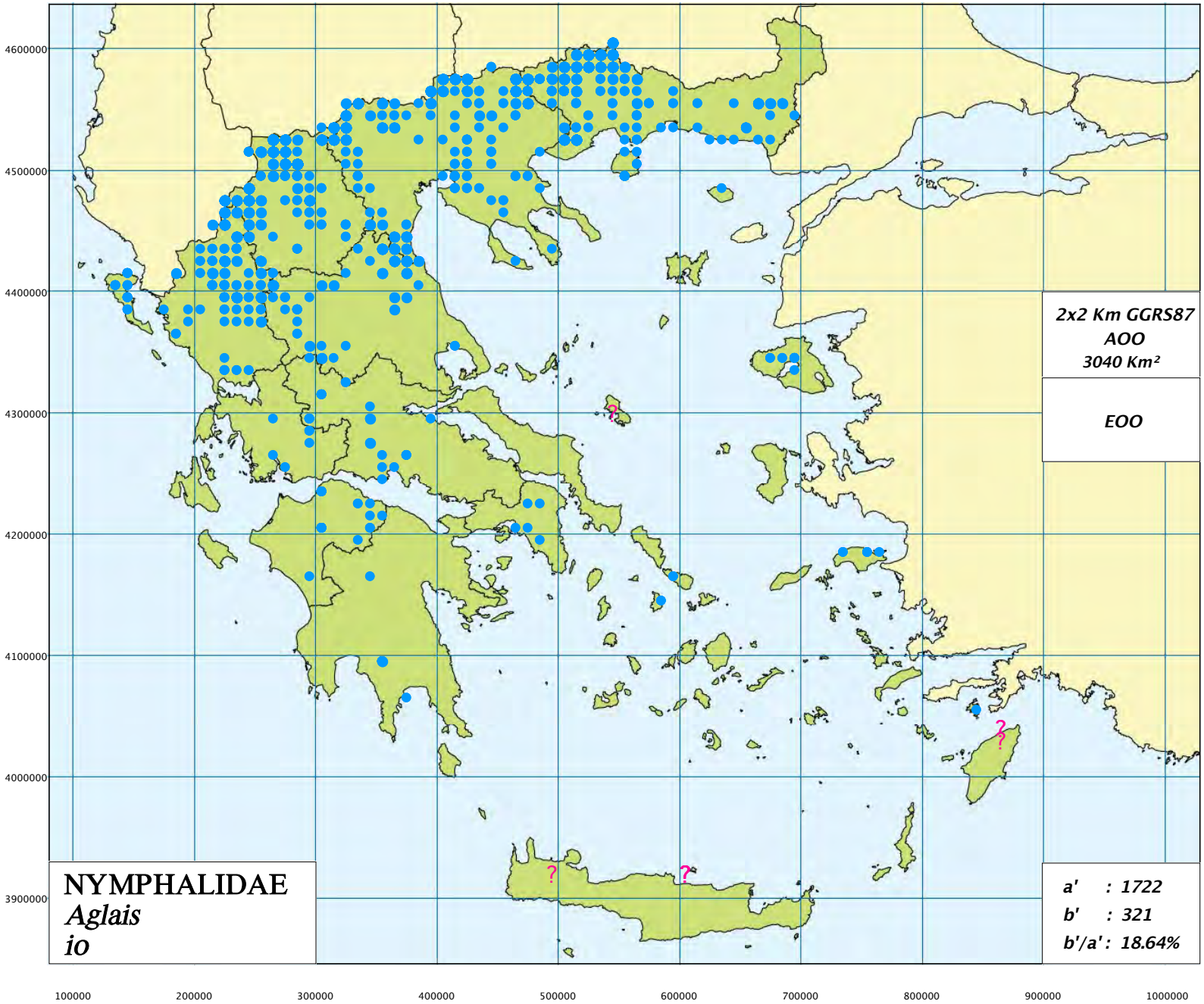
4600000
4500000
4400000
4300000
4200000
4100000
4000000
3900000
100000
200000
300000
400000
500000
600000
700000
800000
900000
1000000
2x2 Km GGRS87
AOO
3040 Km²
EOO
NYMPHALIDAE
Aglais
io
a' : 1722
b' : 321
b'/a' : 18.64%

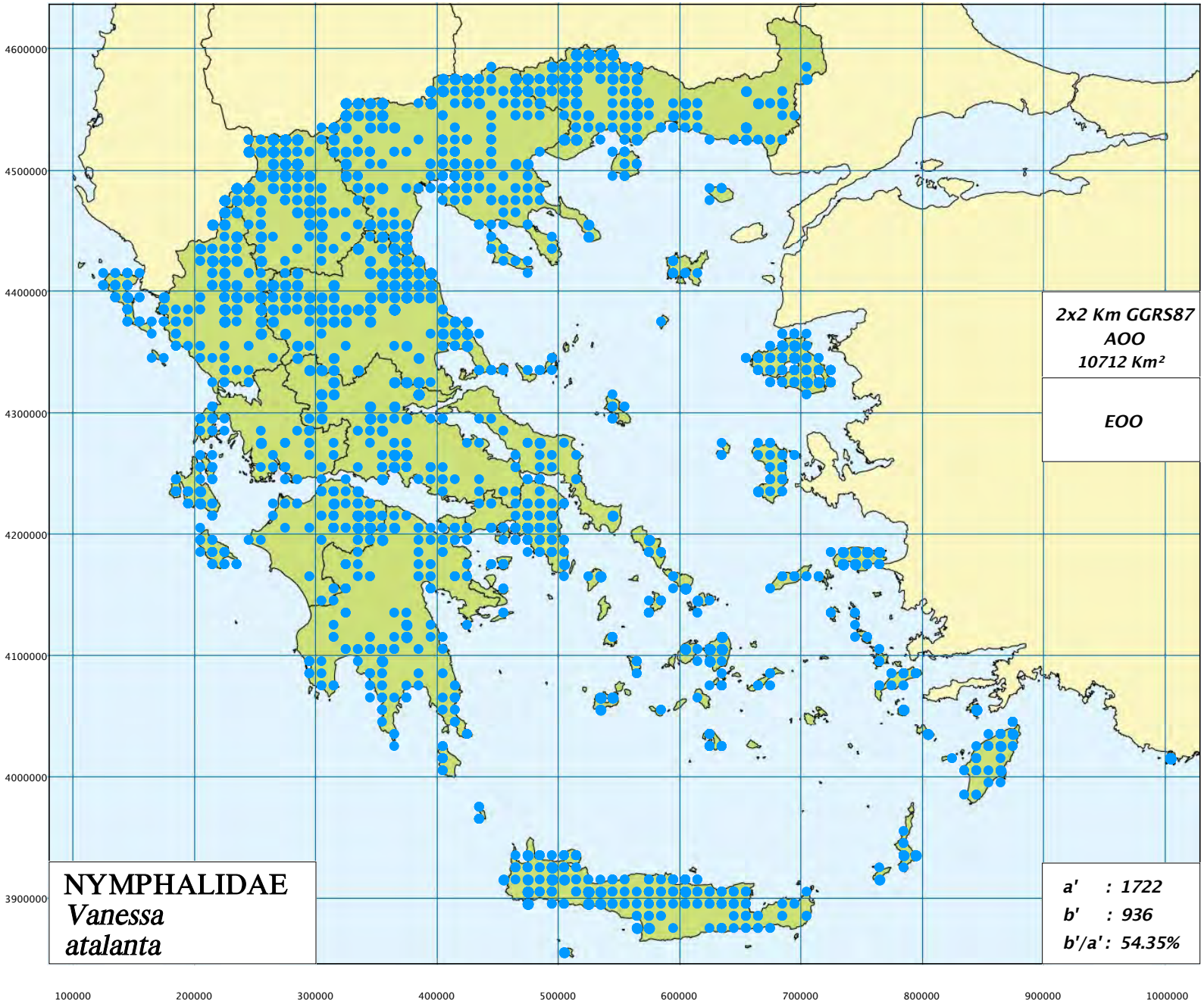
4600000
4500000
4400000
4300000
4200000
4100000
4000000
3900000
100000
200000
300000
400000
500000
600000
700000
800000
900000
1000000
2x2 Km GGRS87
AOO
10712 Km²
EOO
NYMPHALIDAE
Vanessa
atalanta
a' : 1722
b' : 936
b'/a' : 54.35%

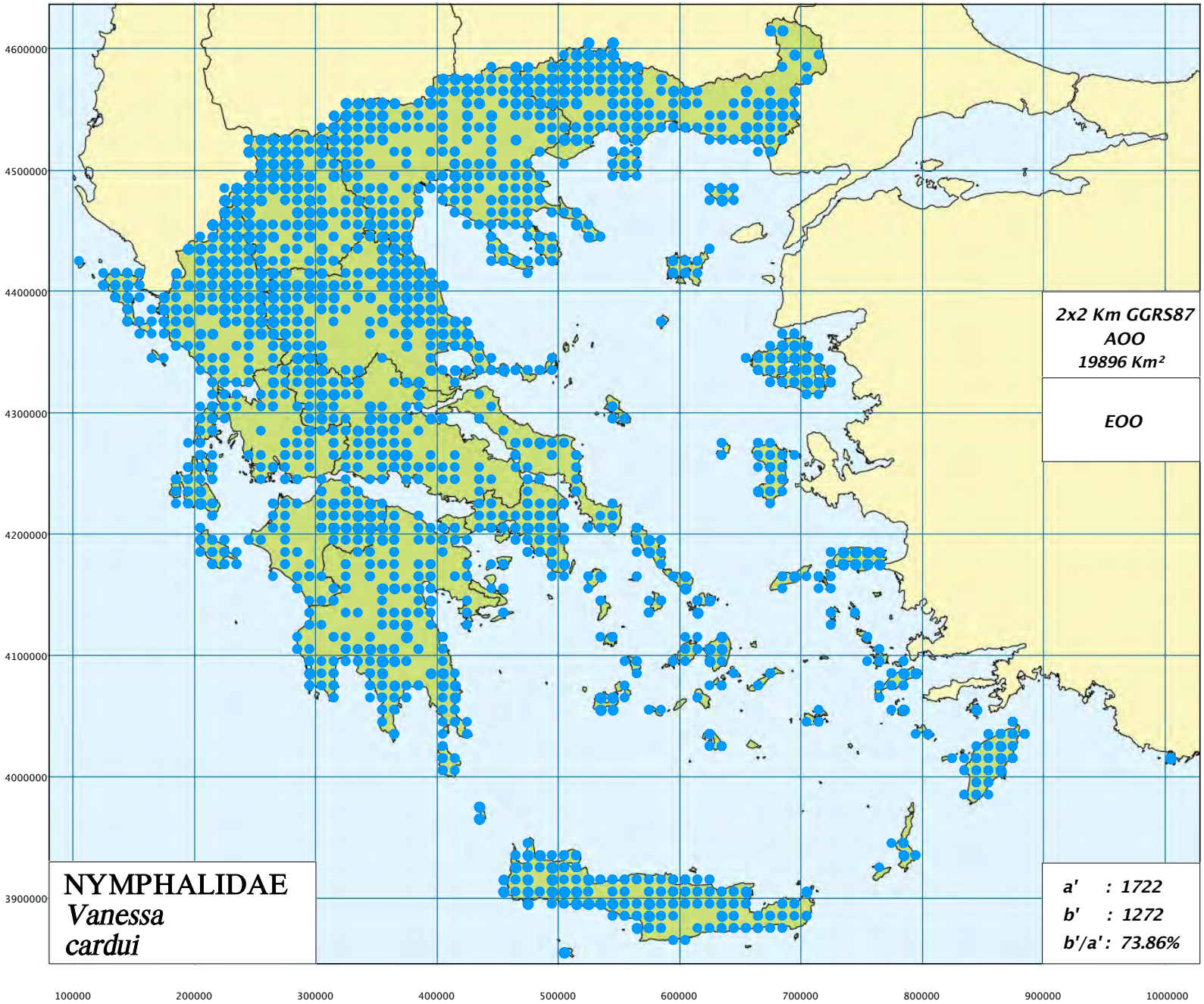
4600000
4500000
4400000
4300000
4200000
4100000
4000000
3900000
100000
200000
300000
400000
500000
600000
700000
800000
900000
1000000
2x2 Km GGRS87
AOO
19896 Km²
EOO
NYMPHALIDAE
Vanessa
cardui
a' : 1722
b' : 1272
b'/a' : 73.86%

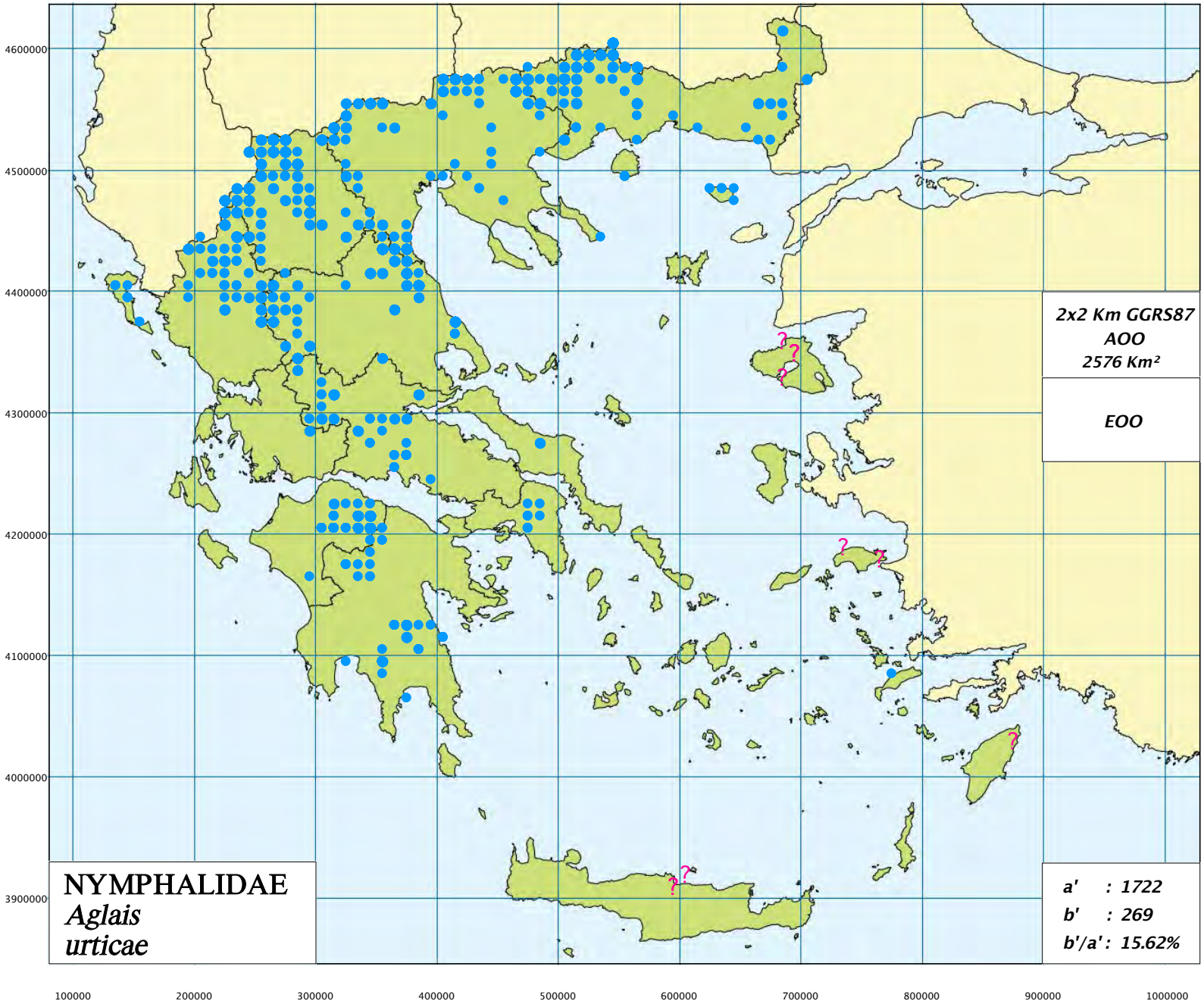
4600000
4500000
4400000
4300000
4200000
4100000
4000000
3900000
100000
200000
300000
400000
500000
600000
700000
800000
900000
1000000
2x2 Km GGRS87
AOO
2576 Km²
EOO
NYMPHALIDAE
Aglais
urticae
a' : 1722
b' : 269
b'/a' : 15.62%

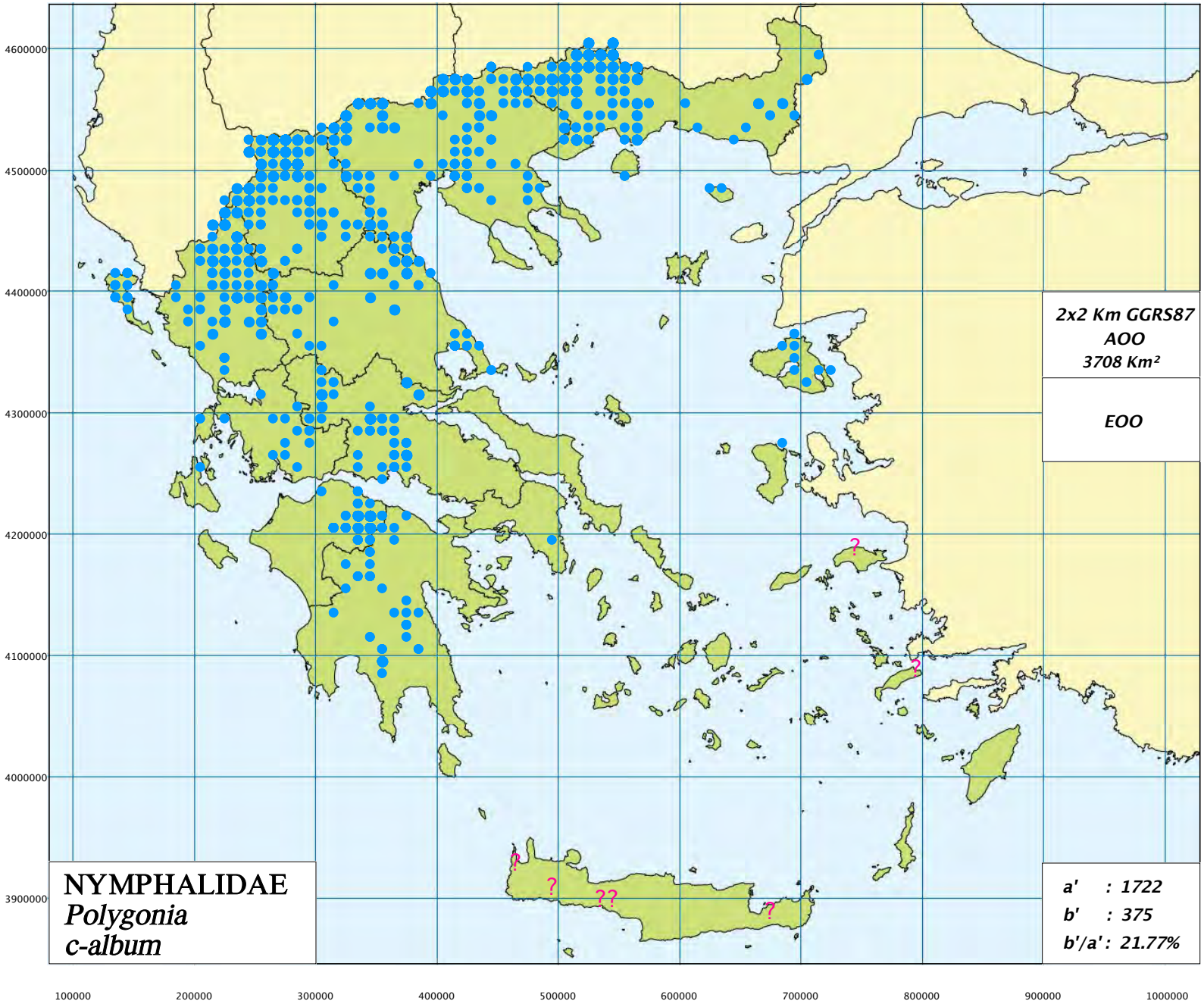
4600000
4500000
4400000
4300000
4200000
4100000
4000000
3900000
100000
200000
300000
400000
500000
600000
700000
800000
900000
1000000
2x2 Km GGRS87
AOO
3708 Km²
EOO
NYMPHALIDAE
Polygonia
c-album
a' : 1722
b' : 375
b'/a' : 21.77%

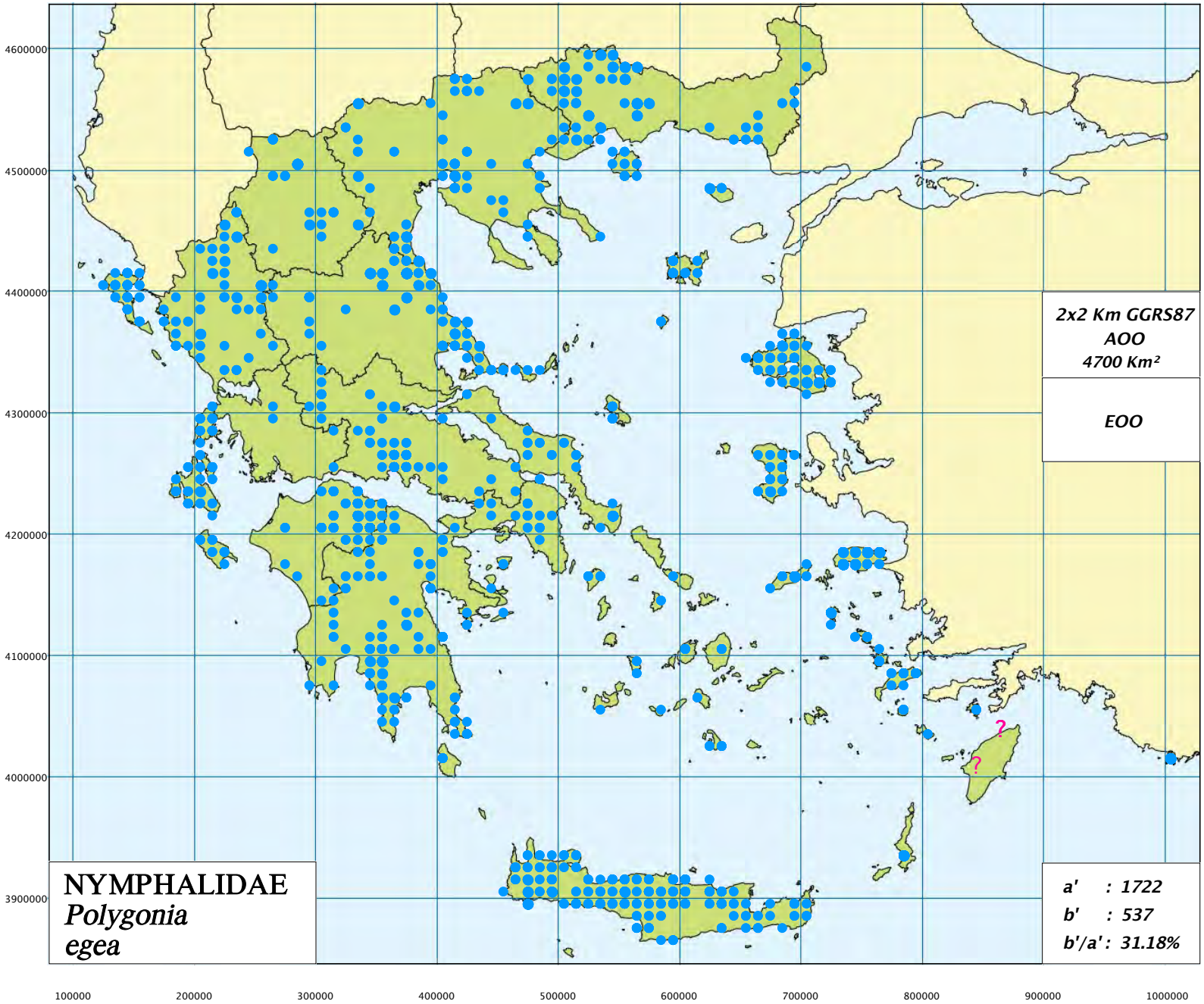
4600000
4500000
4400000
4300000
4200000
4100000
4000000
3900000
100000
200000
300000
400000
500000
600000
700000
800000
900000
1000000
2x2 Km GGRS87
AOO
4700 Km²
EOO
NYMPHALIDAE
Polygonia
egea
a' : 1722
b' : 537
b'/a' : 31.18%

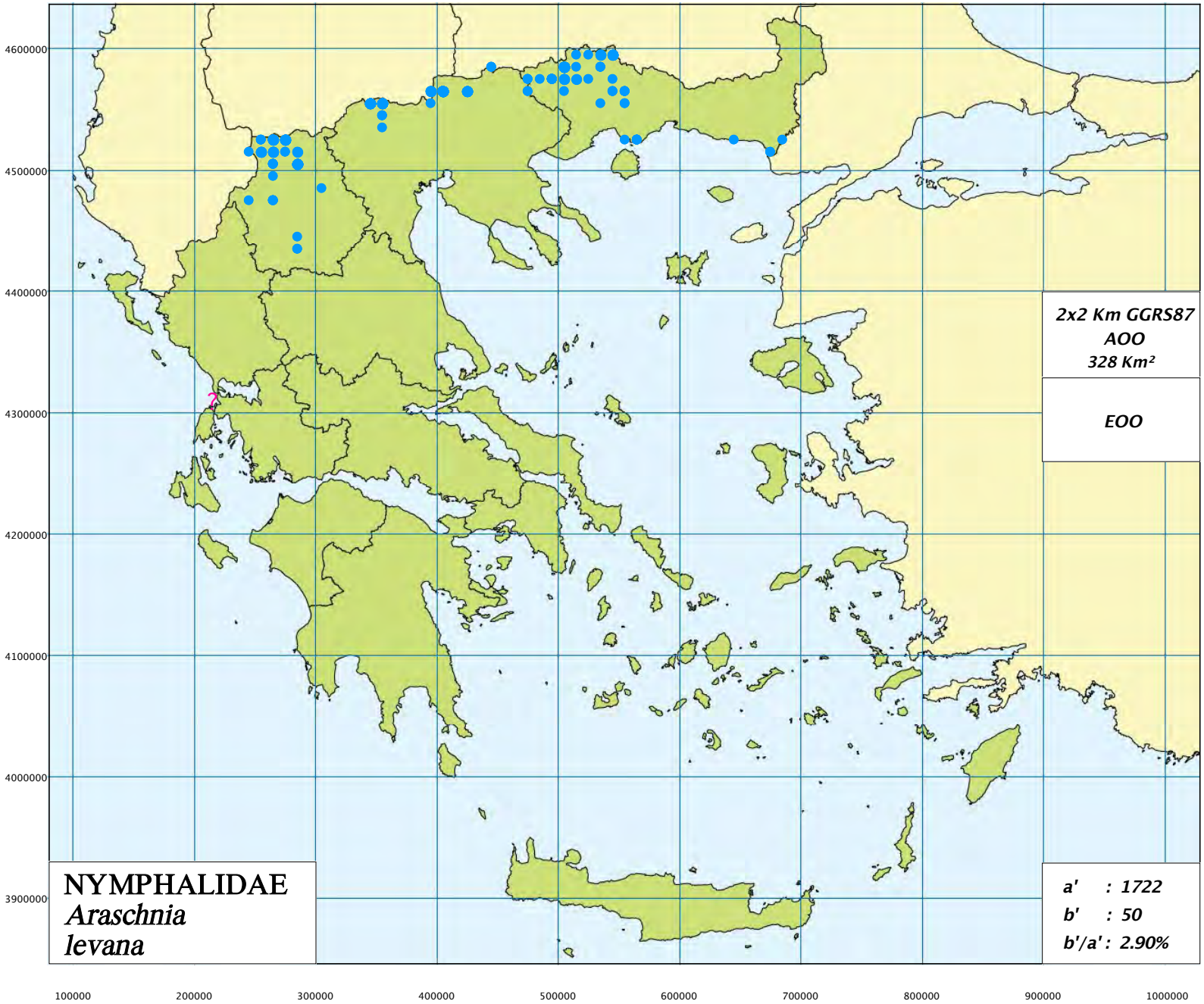
4600000
4500000
4400000
4300000
4200000
4100000
4000000
3900000
100000
200000
300000
400000
500000
600000
700000
800000
900000
1000000
?
2x2 Km GGRS87
AOO
328 Km²
EOO
NYMPHALIDAE
Araschnia
levana
a' : 1722
b' : 50
b'/a' : 2.90%

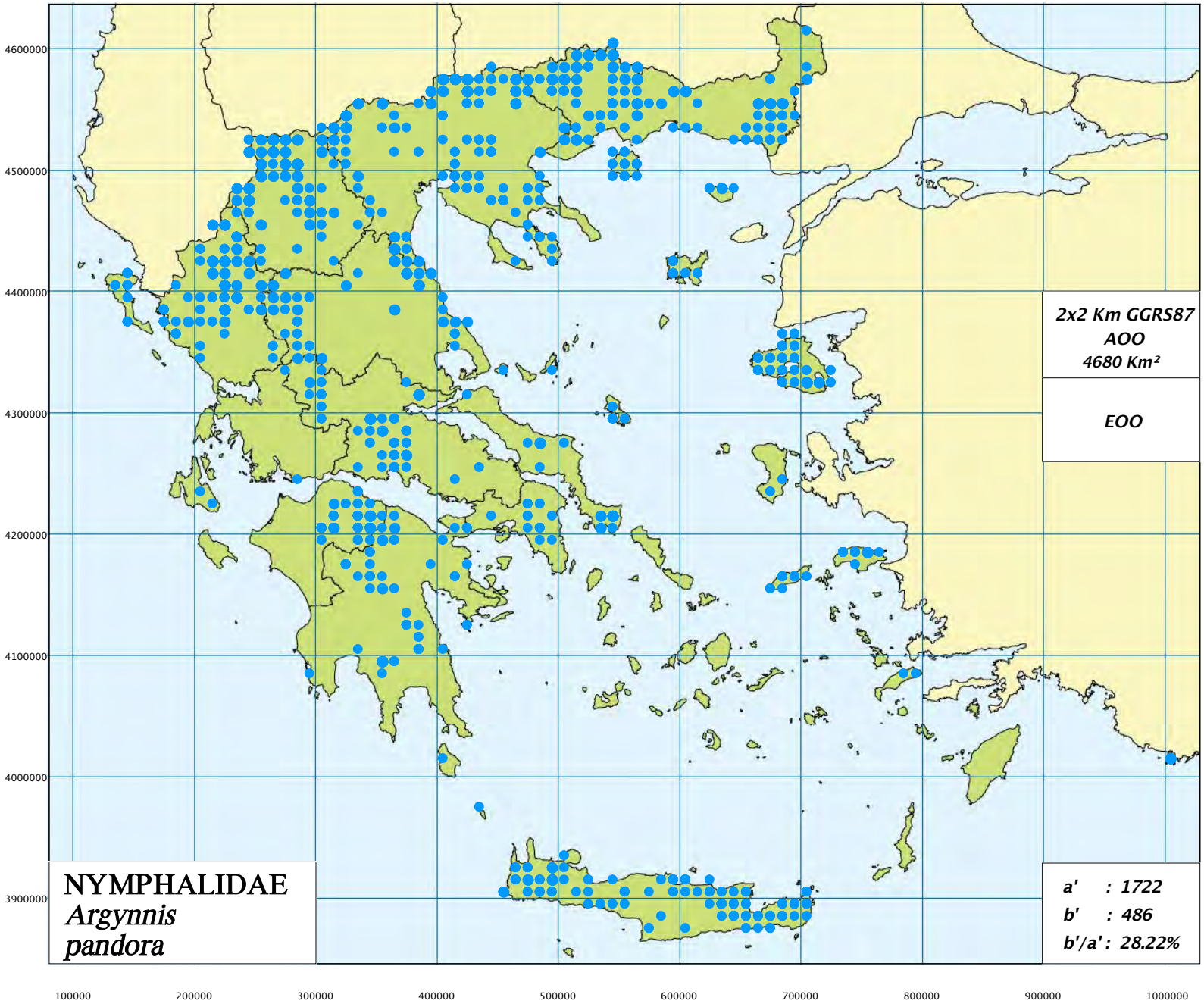
4600000
4500000
4400000
4300000
4200000
4100000
4000000
3900000
100000
200000
300000
400000
500000
600000
700000
800000
900000
1000000
2x2 Km GGRS87
AOO
4680 Km²
EOO
NYMPHALIDAE
Argynnis
pandora
a' : 1722
b' : 486
b'/a' : 28.22%

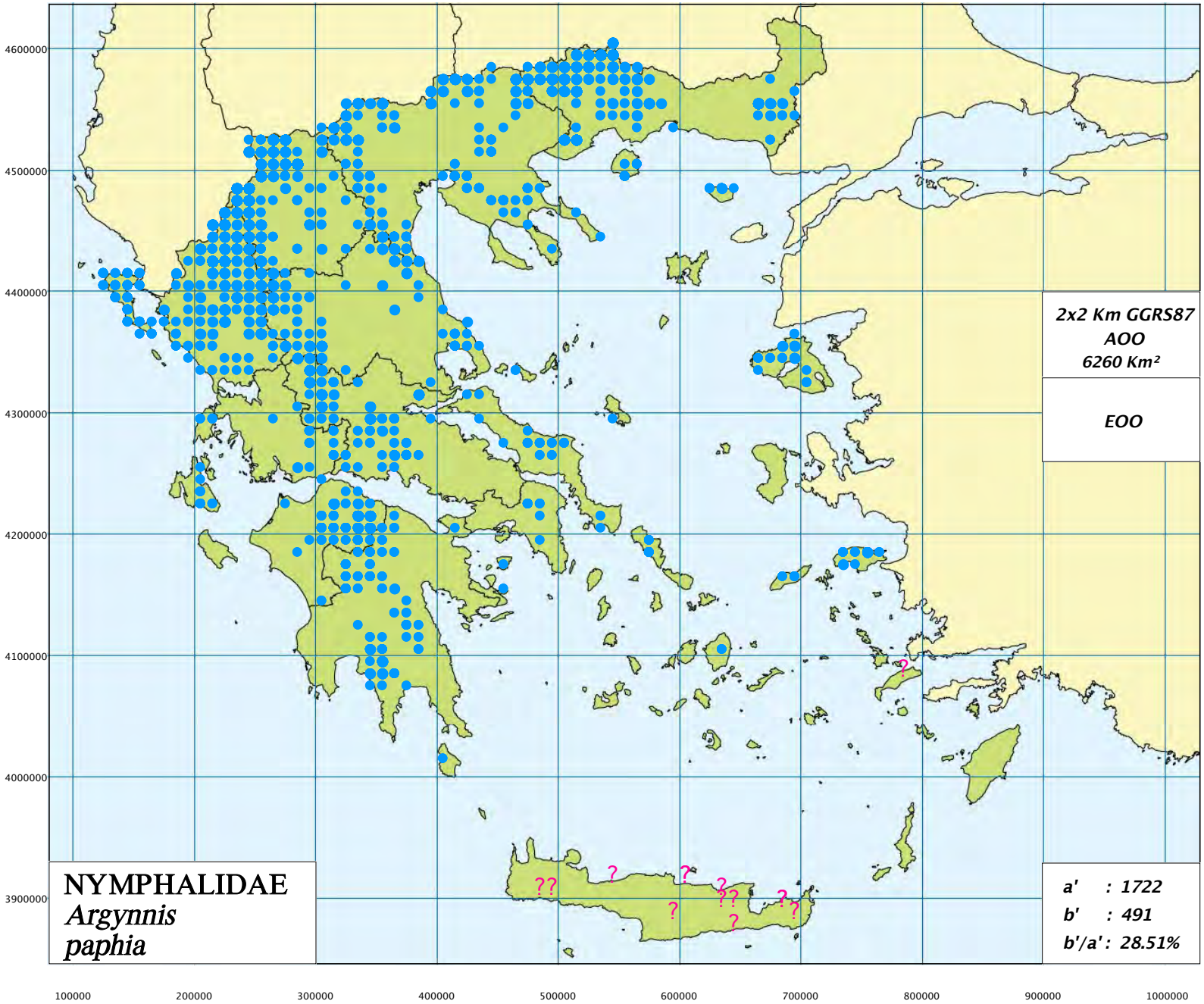
4600000
4500000
4400000
4300000
4200000
4100000
4000000
3900000
100000
200000
300000
400000
500000
600000
700000
800000
900000
1000000
2x2 Km GGRS87
AOO
6260 Km²
EOO
NYMPHALIDAE
Argynnis
paphia
a' : 1722
b' : 491
b'/a' : 28.51%

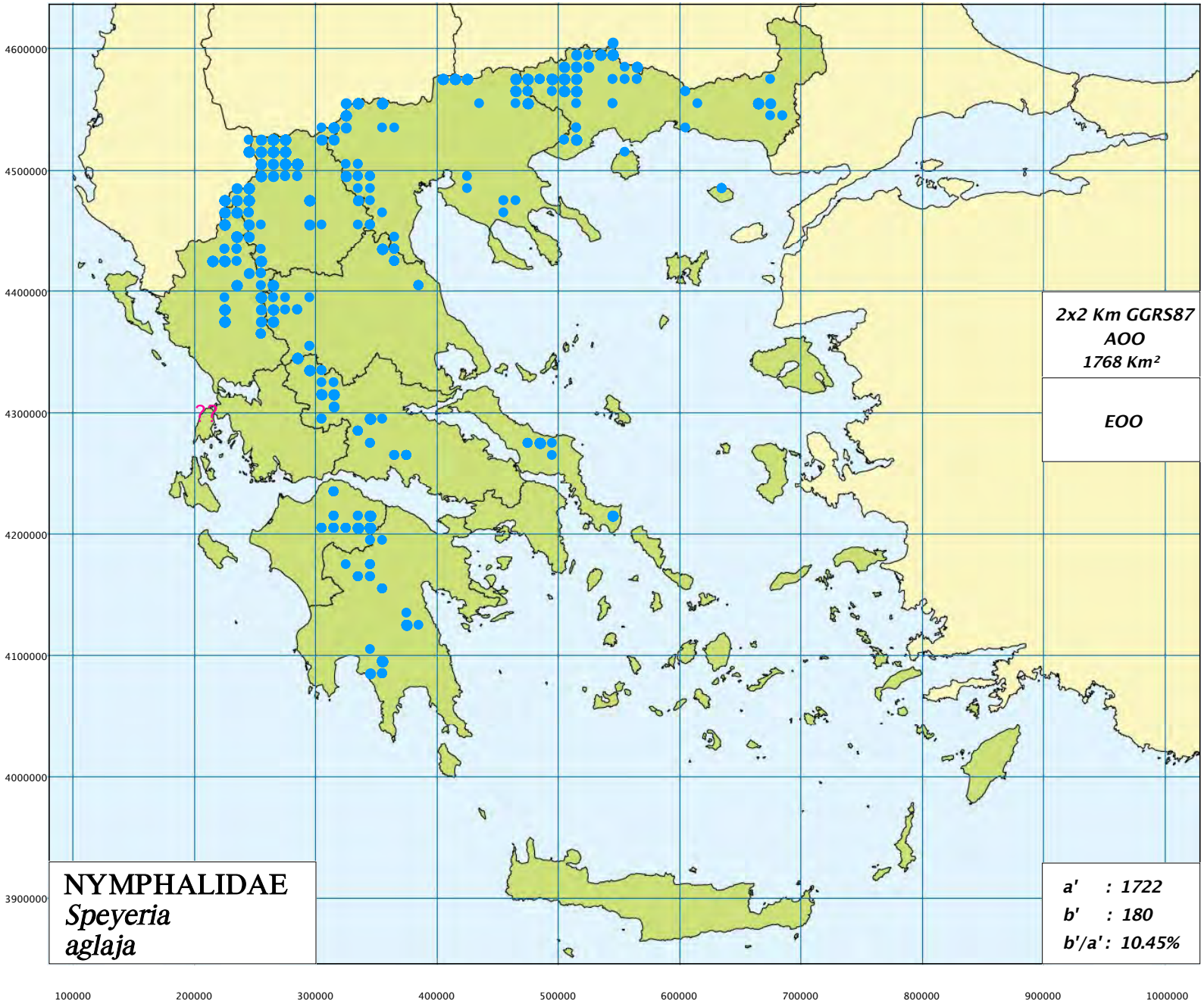
4600000
4500000
4400000
4300000
4200000
4100000
4000000
3900000
100000
200000
300000
400000
500000
600000
700000
800000
900000
1000000
??
2x2 Km GGRS87
AOO
1768 Km²
EOO
NYMPHALIDAE
Speyeria
aglaja
a' : 1722
b' : 180
b'/a' : 10.45%

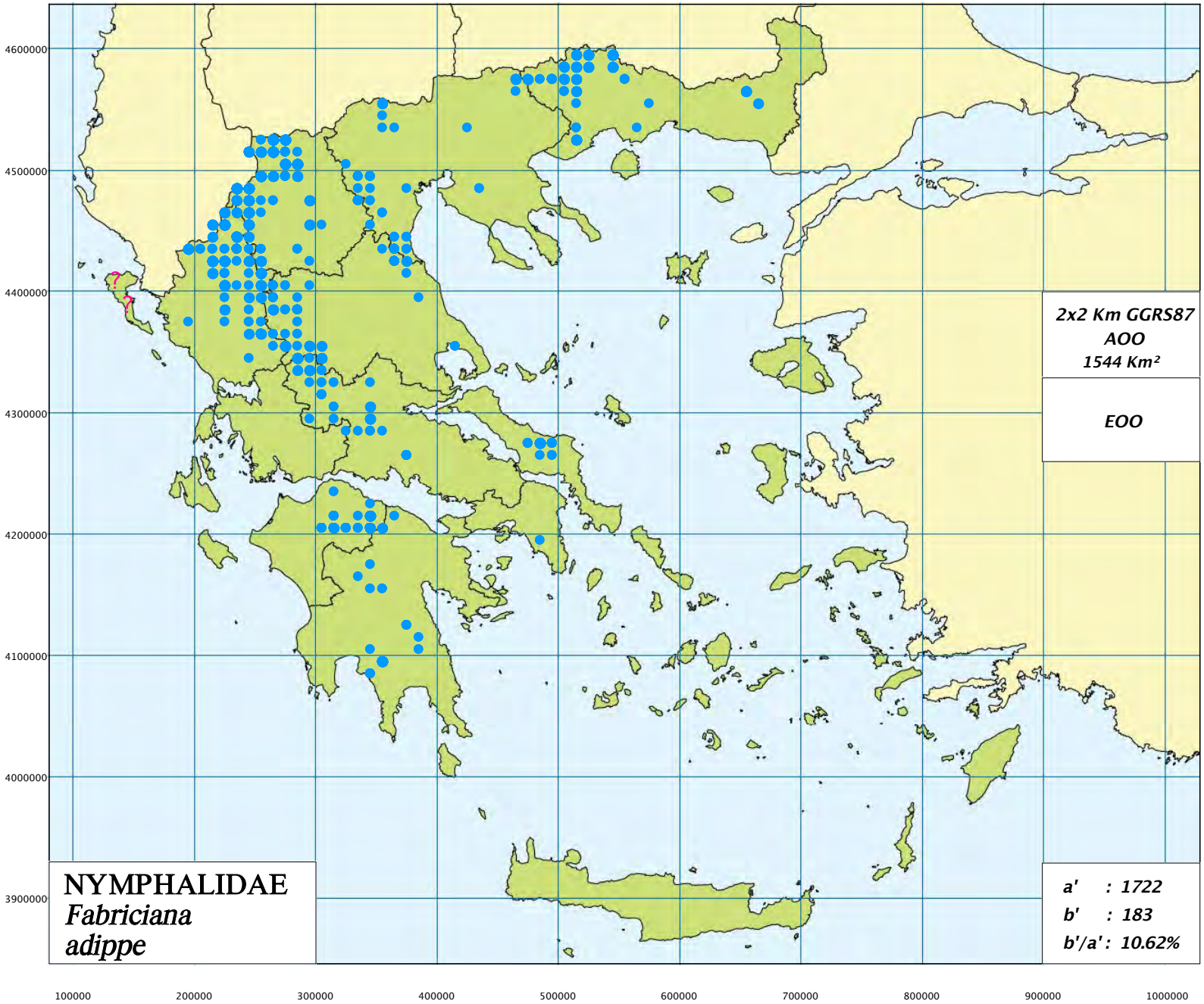
4600000
4500000
4400000
4300000
4200000
4100000
4000000
3900000
100000
200000
300000
400000
500000
600000
700000
800000
900000
1000000
2x2 Km GGRS87
AOO
1544 Km²
EOO
NYMPHALIDAE
Fabriciana
adippe
a' : 1722
b' : 183
b'/a' : 10.62%

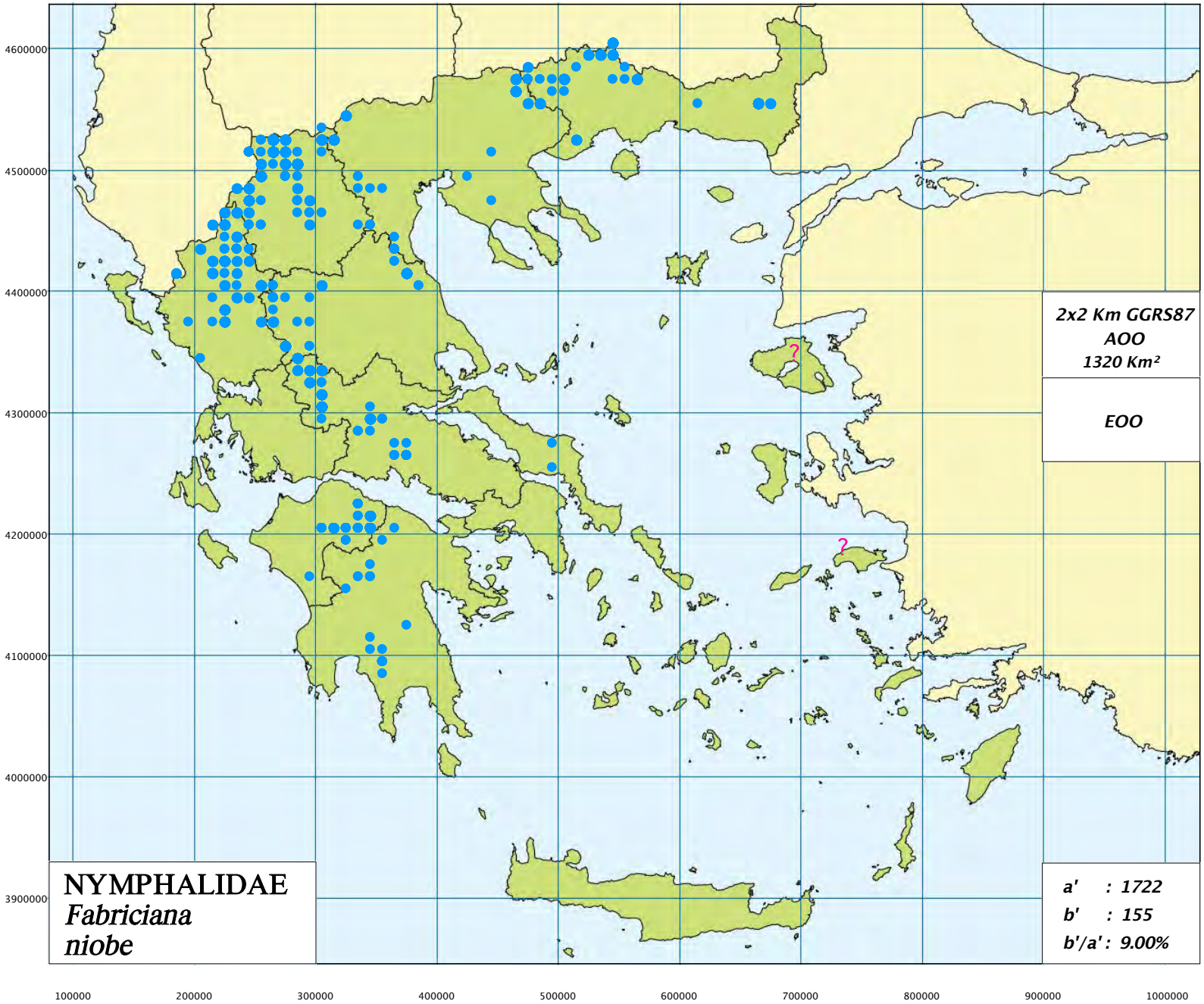
4600000
4500000
4400000
4300000
4200000
4100000
4000000
3900000
100000
200000
300000
400000
500000
600000
700000
800000
900000
1000000
2x2 Km GGRS87
AOO
1320 Km²
EOO
NYMPHALIDAE
Fabriciana
niobe
a' : 1722
b' : 155
b'/a' : 9.00%

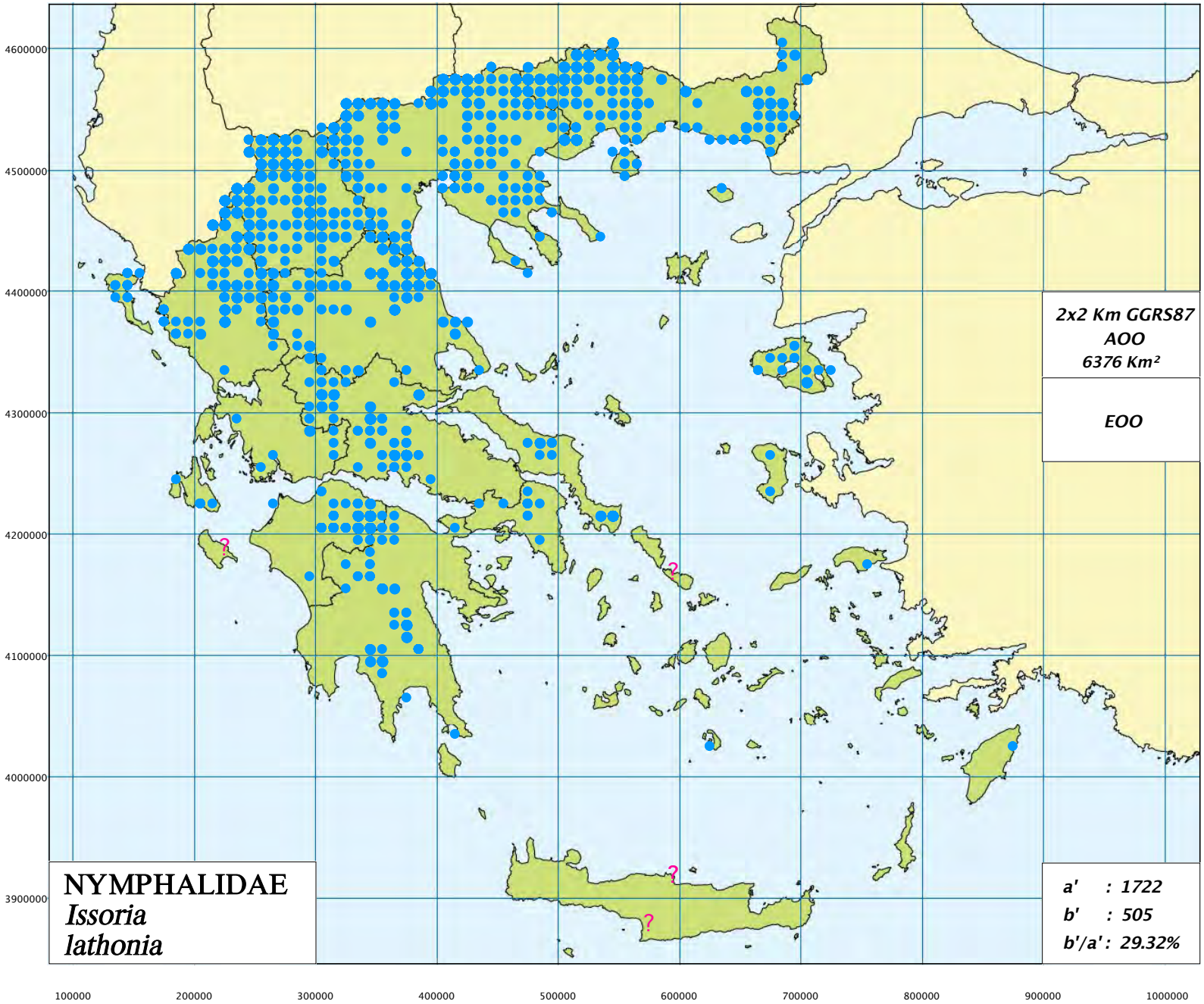
4600000
4500000
4400000
4300000
4200000
4100000
4000000
3900000
100000
200000
300000
400000
500000
600000
700000
800000
900000
1000000
2x2 Km GGRS87
AOO
6376 Km²
EOO
NYMPHALIDAE
Issoria
lathonia
a' : 1722
b' : 505
b'/a' : 29.32%

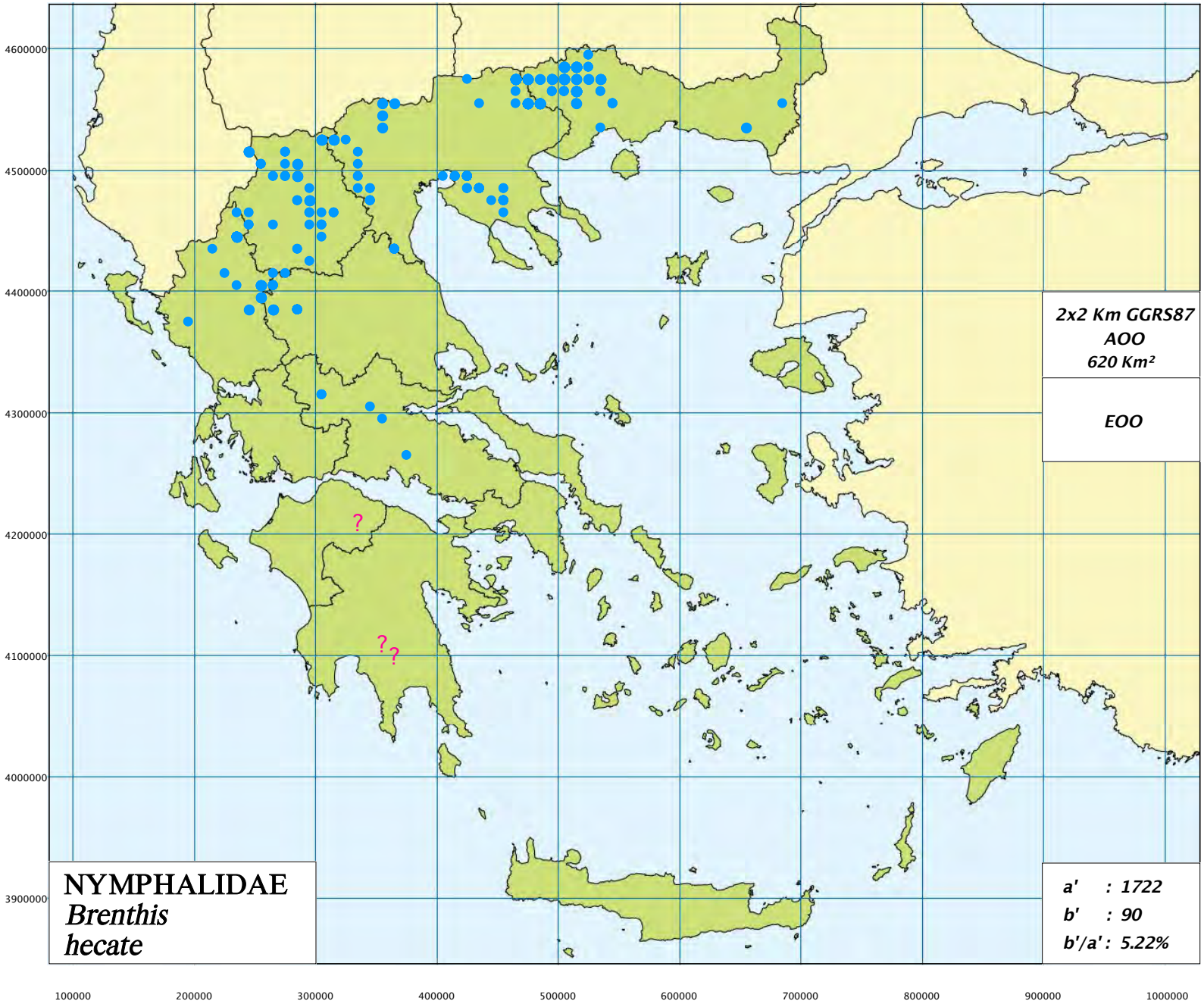
4600000
4500000
4400000
4300000
4200000
4100000
4000000
3900000
100000
200000
300000
400000
500000
600000
700000
800000
900000
1000000
?
?
?
2x2 Km GGRS87
AOO
620 Km²
EOO
NYMPHALIDAE
Brenthis
hecate
a' : 1722
b' : 90
b'/a' : 5.22%

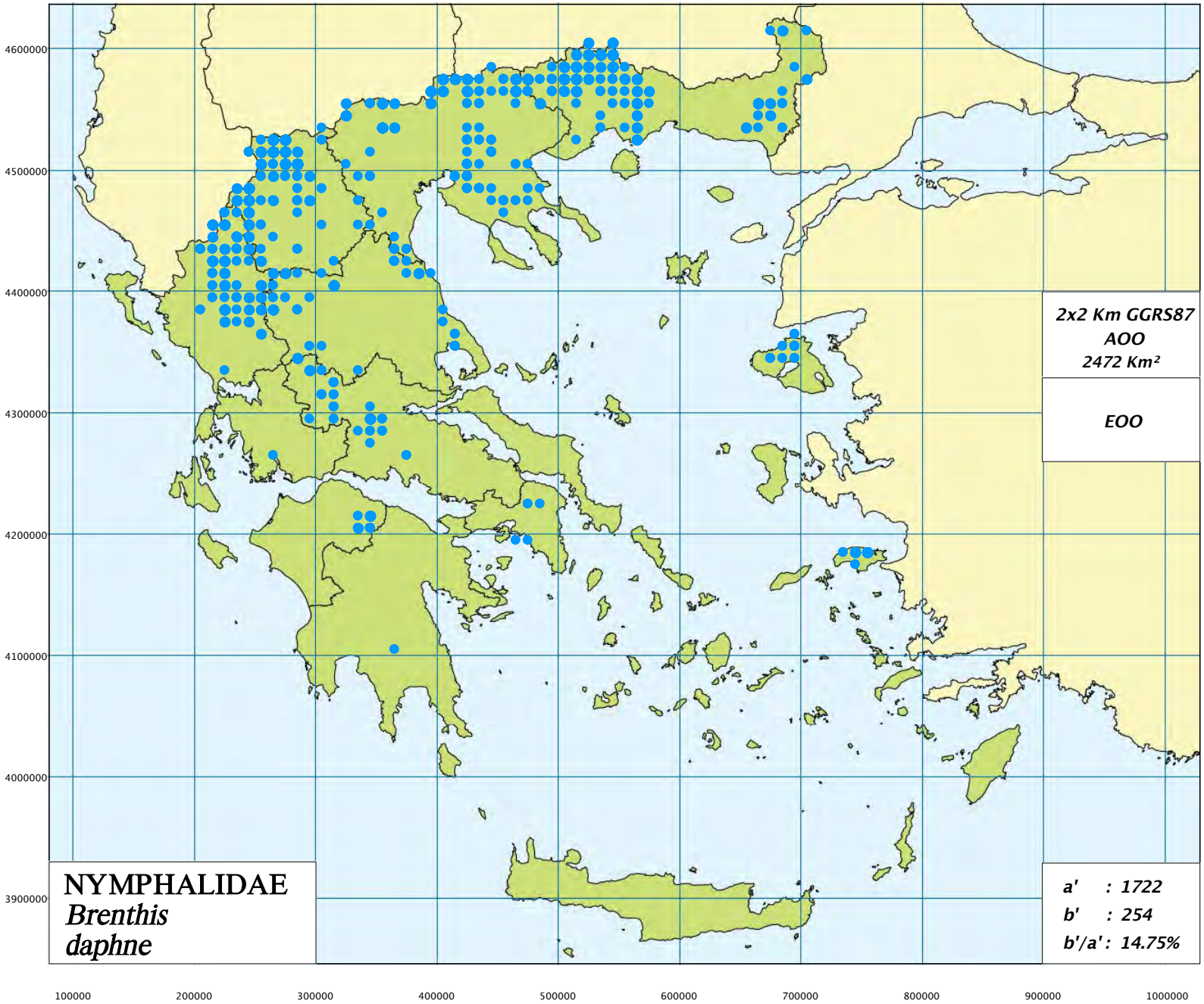
4600000
4500000
4400000
4300000
4200000
4100000
4000000
3900000
100000
200000
300000
400000
500000
600000
700000
800000
900000
1000000
2x2 Km GGRS87
AOO
2472 Km²
EOO
NYMPHALIDAE
Brenthis
daphne
a' : 1722
b' : 254
b'/a' : 14.75%

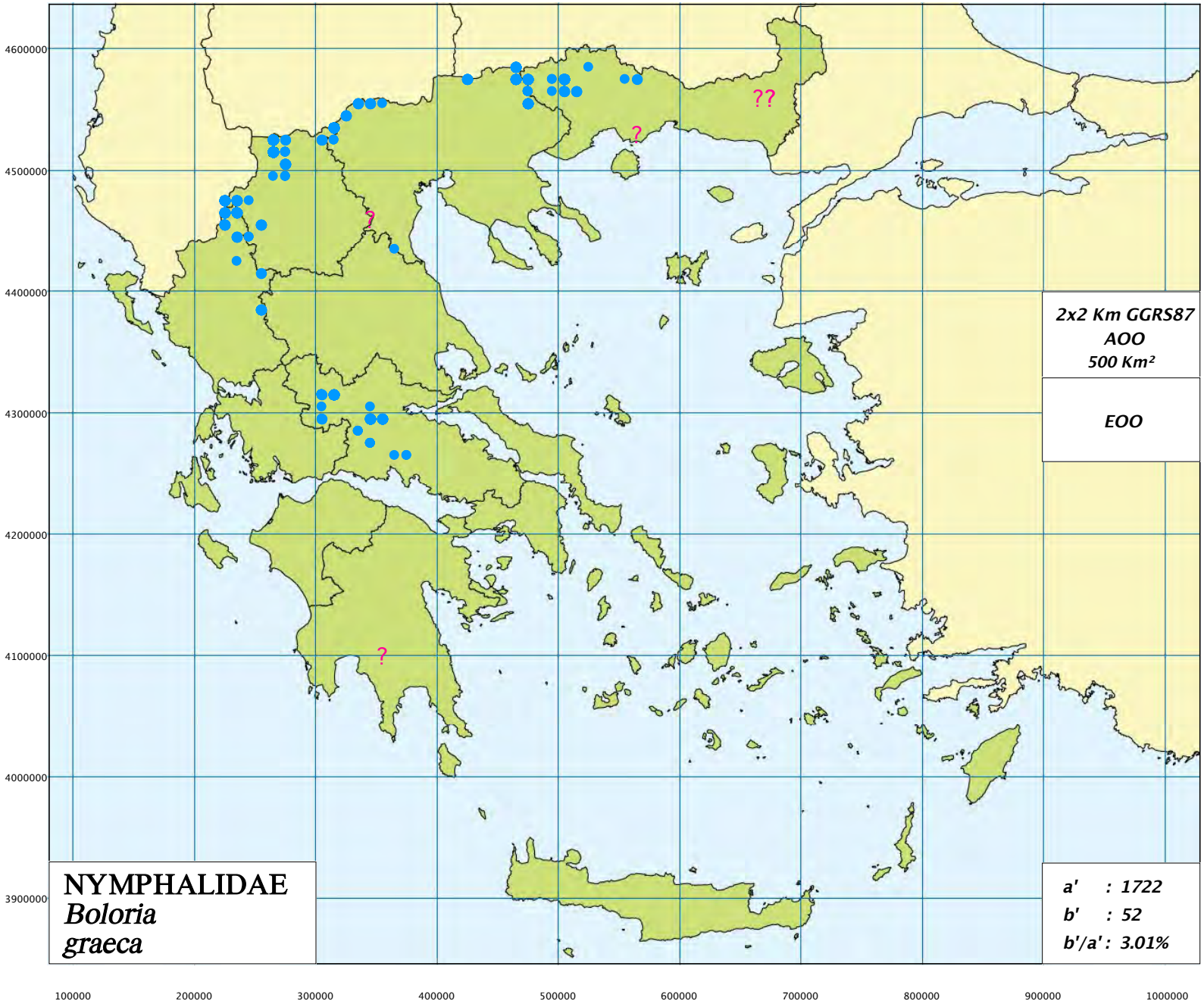
4600000
4500000
4400000
4300000
4200000
4100000
4000000
3900000
100000
200000
300000
400000
500000
600000
700000
800000
900000
1000000
??
?
?
?
2x2 Km GGRS87
AOO
500 Km²
EOO
NYMPHALIDAE
Boloria
graeca
a' : 1722
b' : 52
b'/a' : 3.01%

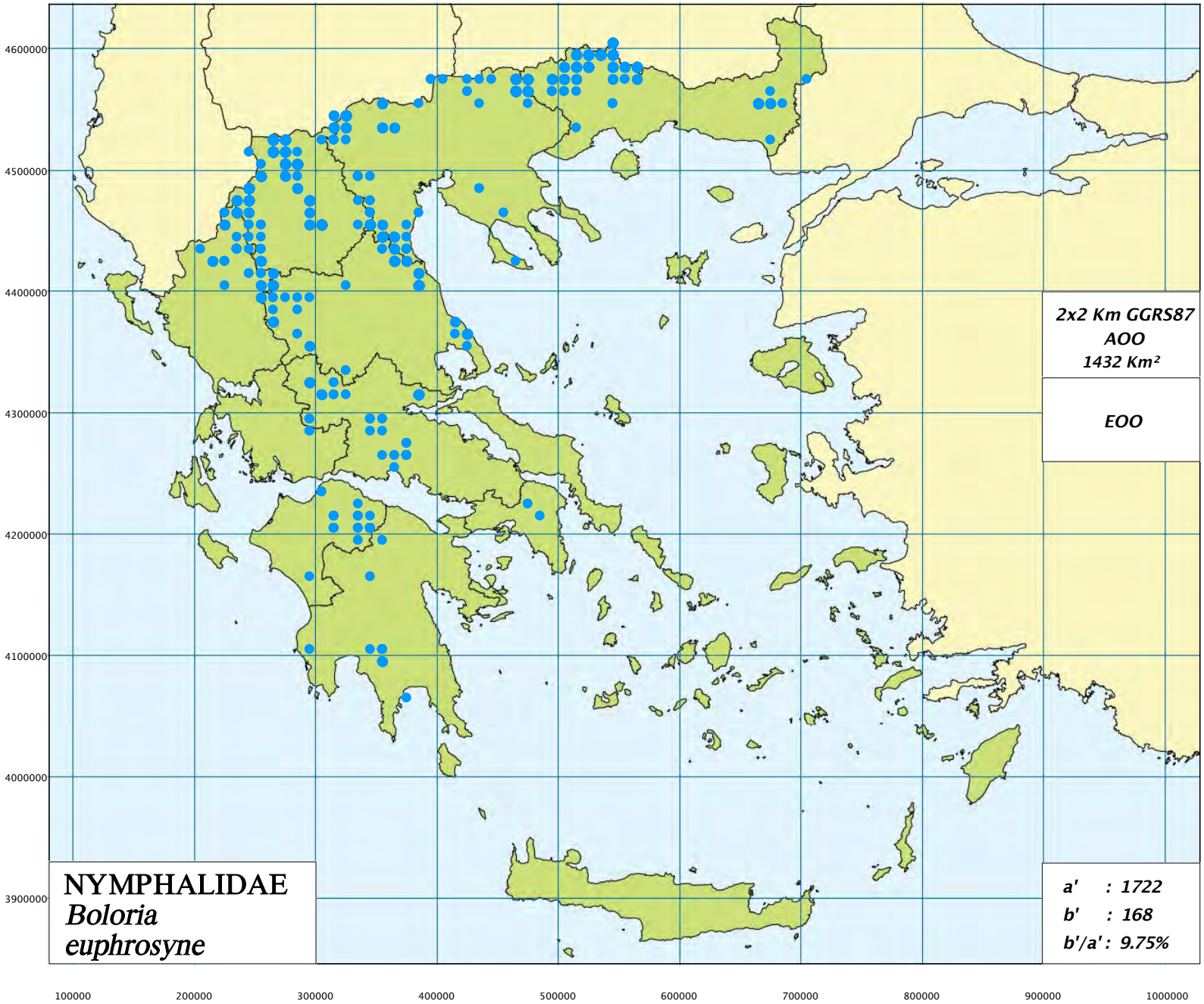
4600000
4500000
4400000
4300000
4200000
4100000
4000000
3900000
100000
200000
300000
400000
500000
600000
700000
800000
900000
1000000
2x2 Km GGRS87
AOO
1432 Km²
EOO
NYMPHALIDAE
Boloria
euphrosyne
a' : 1722
b' : 168
b'/a' : 9.75%

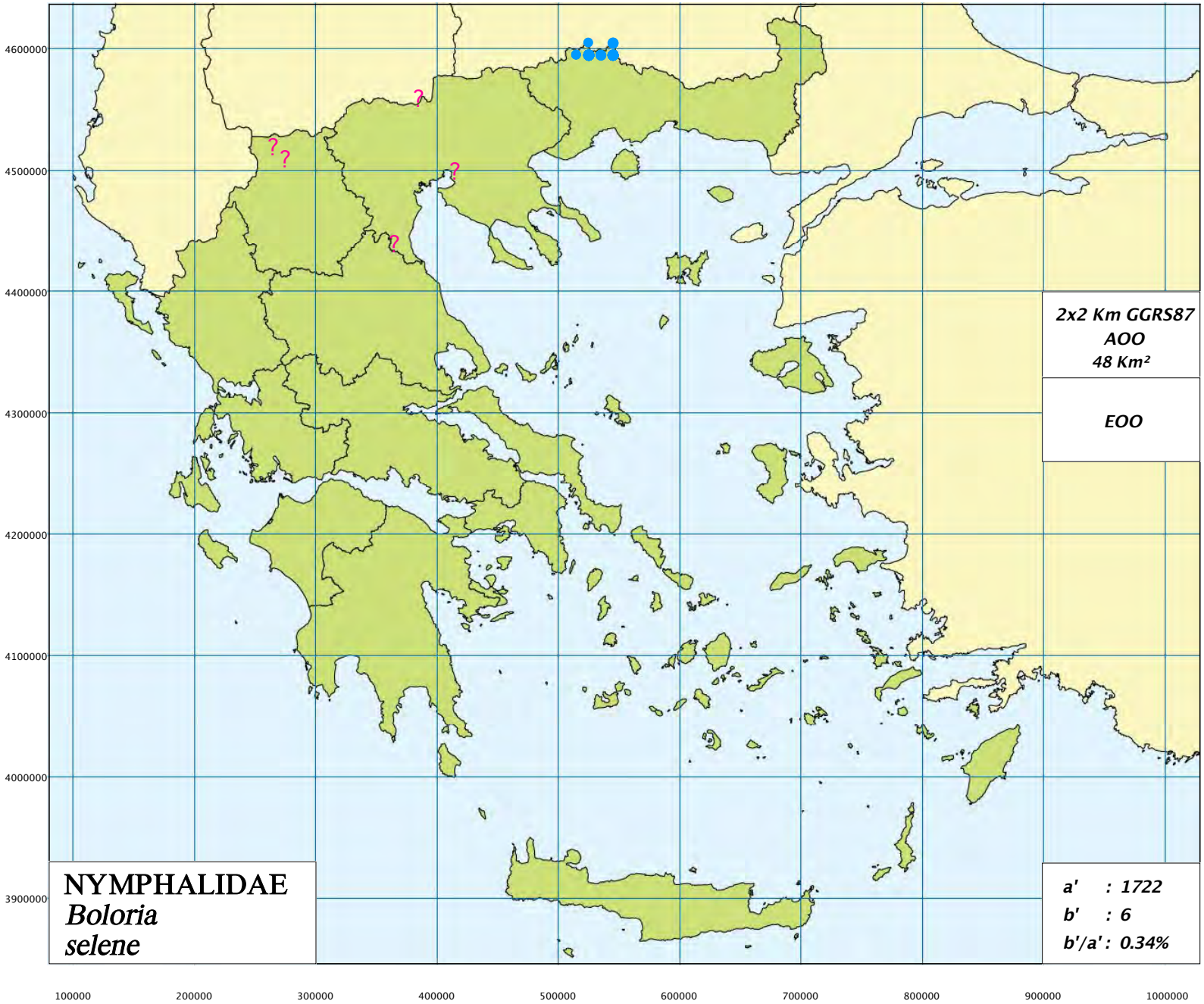
4600000
4500000
4400000
4300000
4200000
4100000
4000000
3900000
100000
200000
300000
400000
500000
600000
700000
800000
900000
1000000
2x2 Km GGRS87
AOO
48 Km²
EOO
NYMPHALIDAE
Boloria
selene
a' : 1722
b' : 6
b'/a' : 0.34%

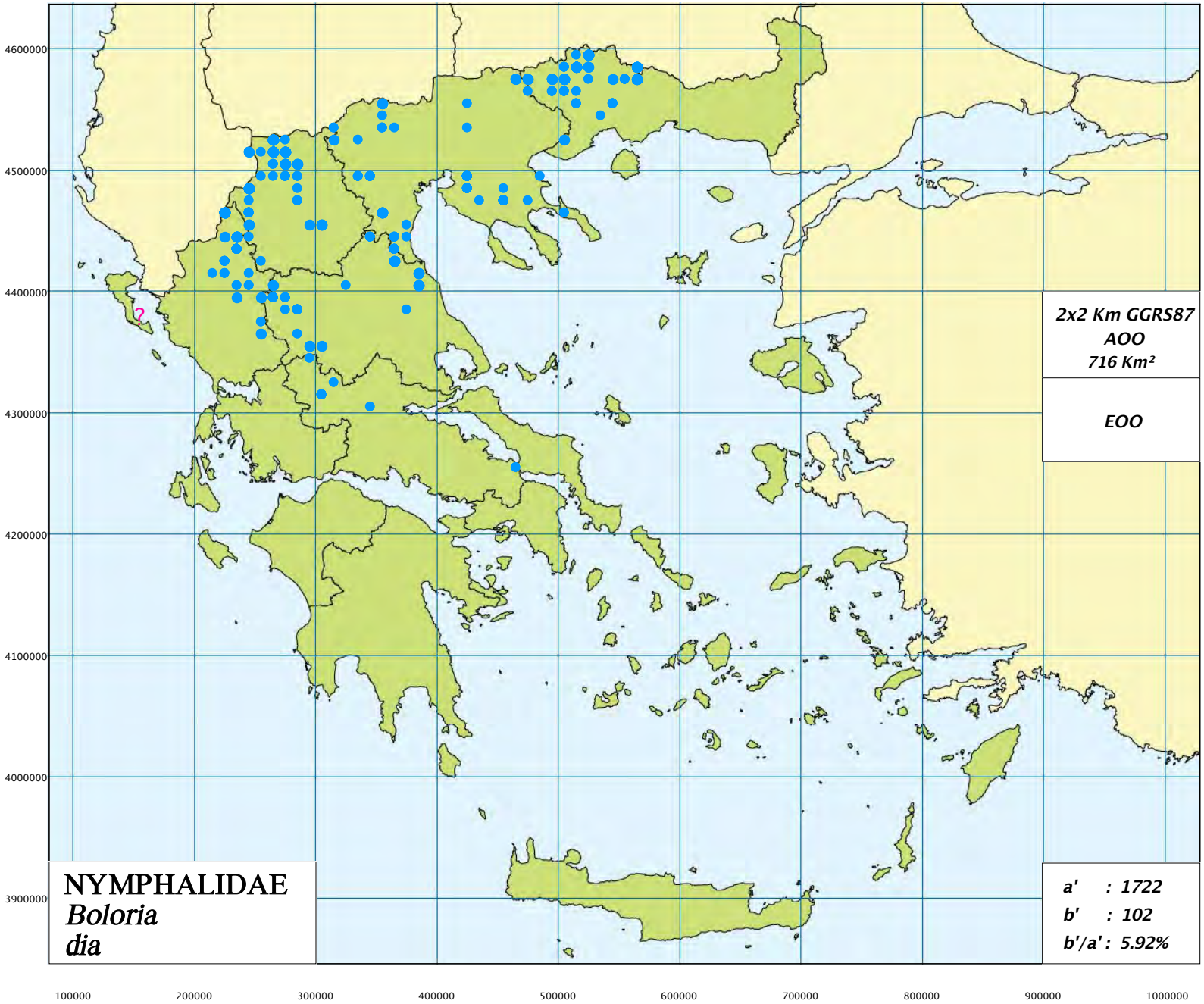
4600000
4500000
4400000
4300000
4200000
4100000
4000000
3900000
100000
200000
300000
400000
500000
600000
700000
800000
900000
1000000
?
2x2 Km GGRS87
AOO
716 Km²
EOO
NYMPHALIDAE
Boloria
dia
a' : 1722
b' : 102
b'/a' : 5.92%

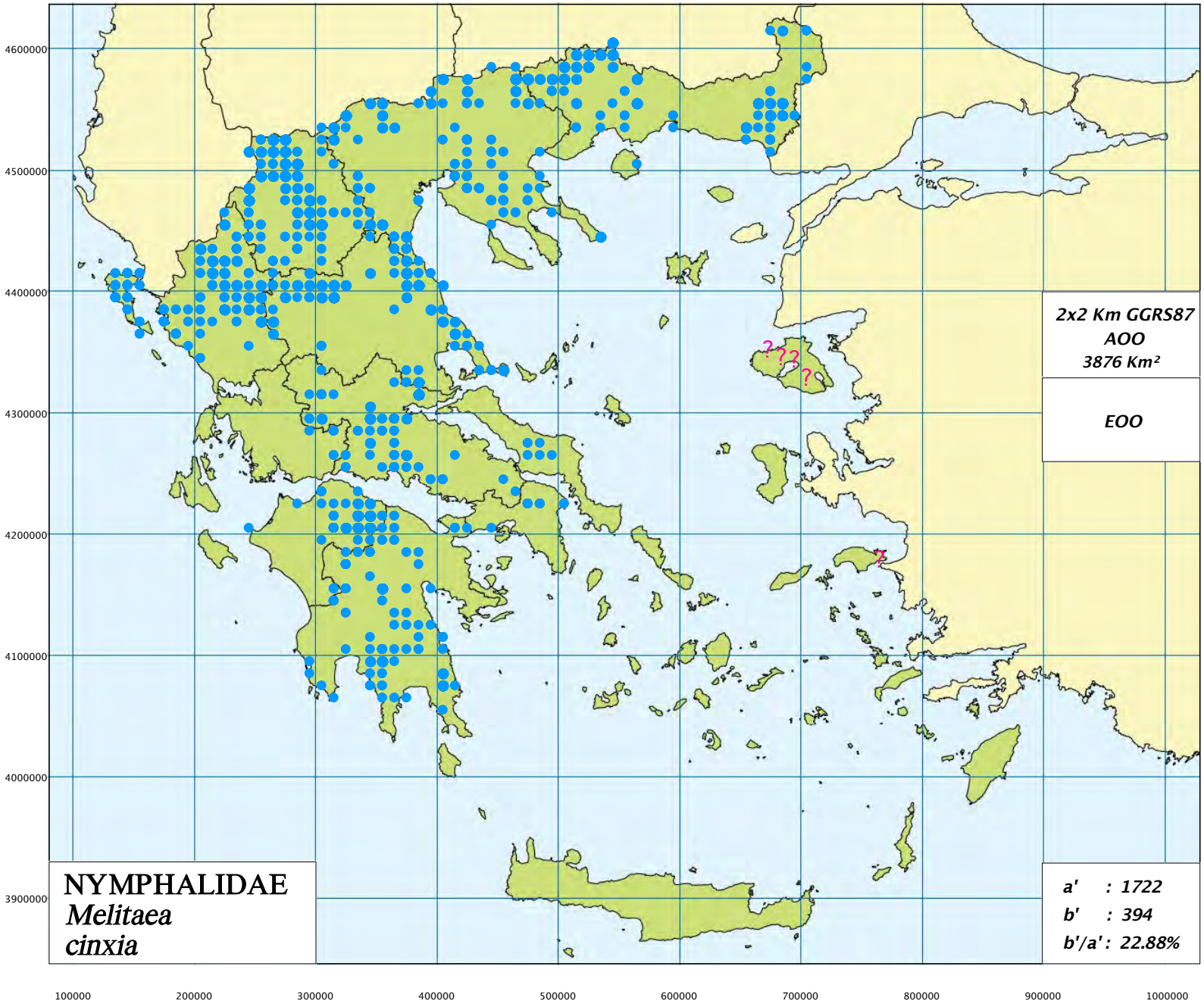
4600000
4500000
4400000
4300000
4200000
4100000
4000000
3900000
100000
200000
300000
400000
500000
600000
700000
800000
900000
1000000
2x2 Km GGRS87
AOO
3876 Km²
EOO
NYMPHALIDAE
Melitaea
cinxia
a' : 1722
b' : 394
b'/a' : 22.88%

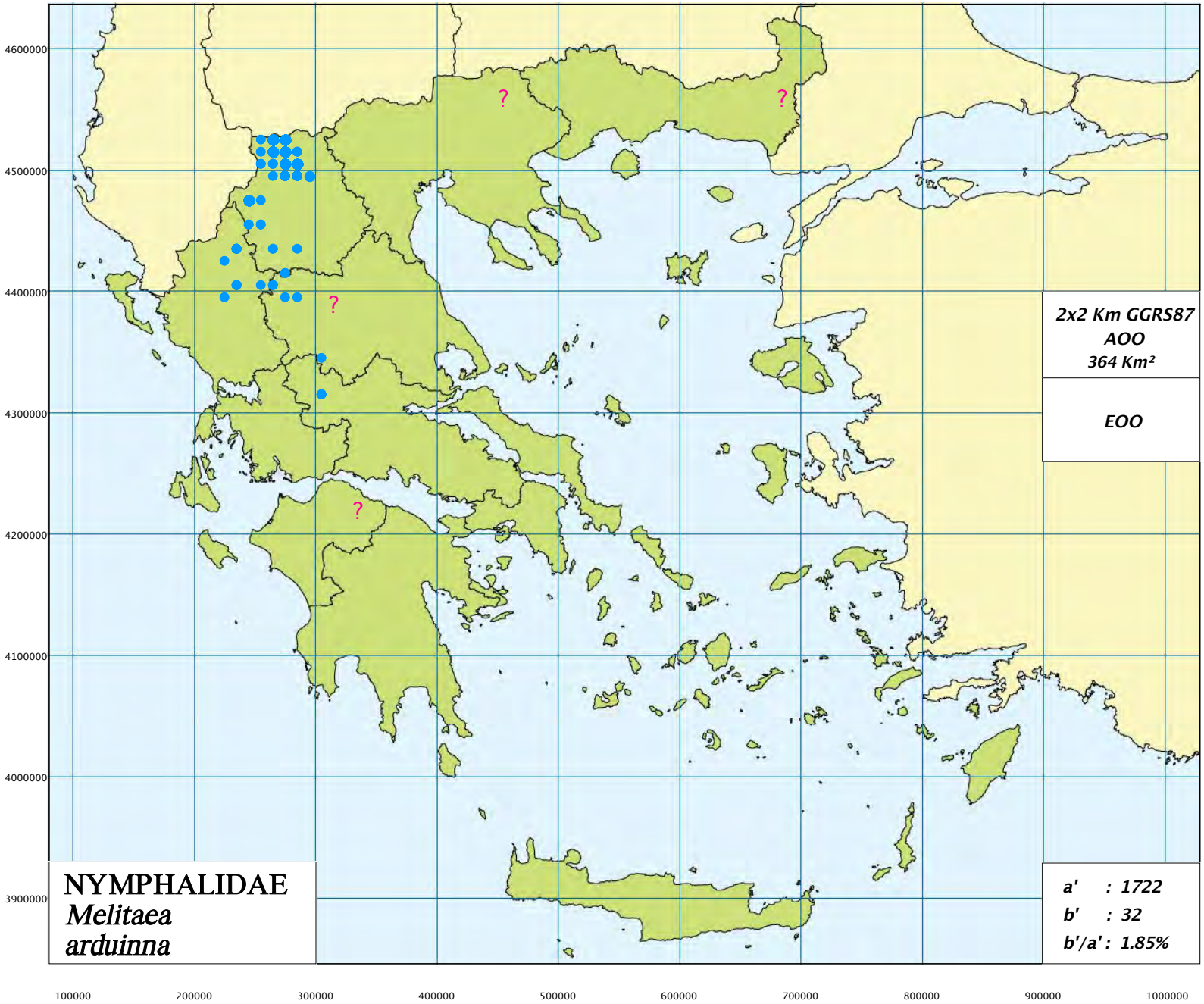
4600000
4500000
4400000
4300000
4200000
4100000
4000000
3900000
100000
200000
300000
400000
500000
600000
700000
800000
900000
1000000
?
?
?
?
2x2 Km GGRS87
AOO
364 Km²
EOO
NYMPHALIDAE
Melitaea
arduinna
a' : 1722
b' : 32
b'/a' : 1.85%

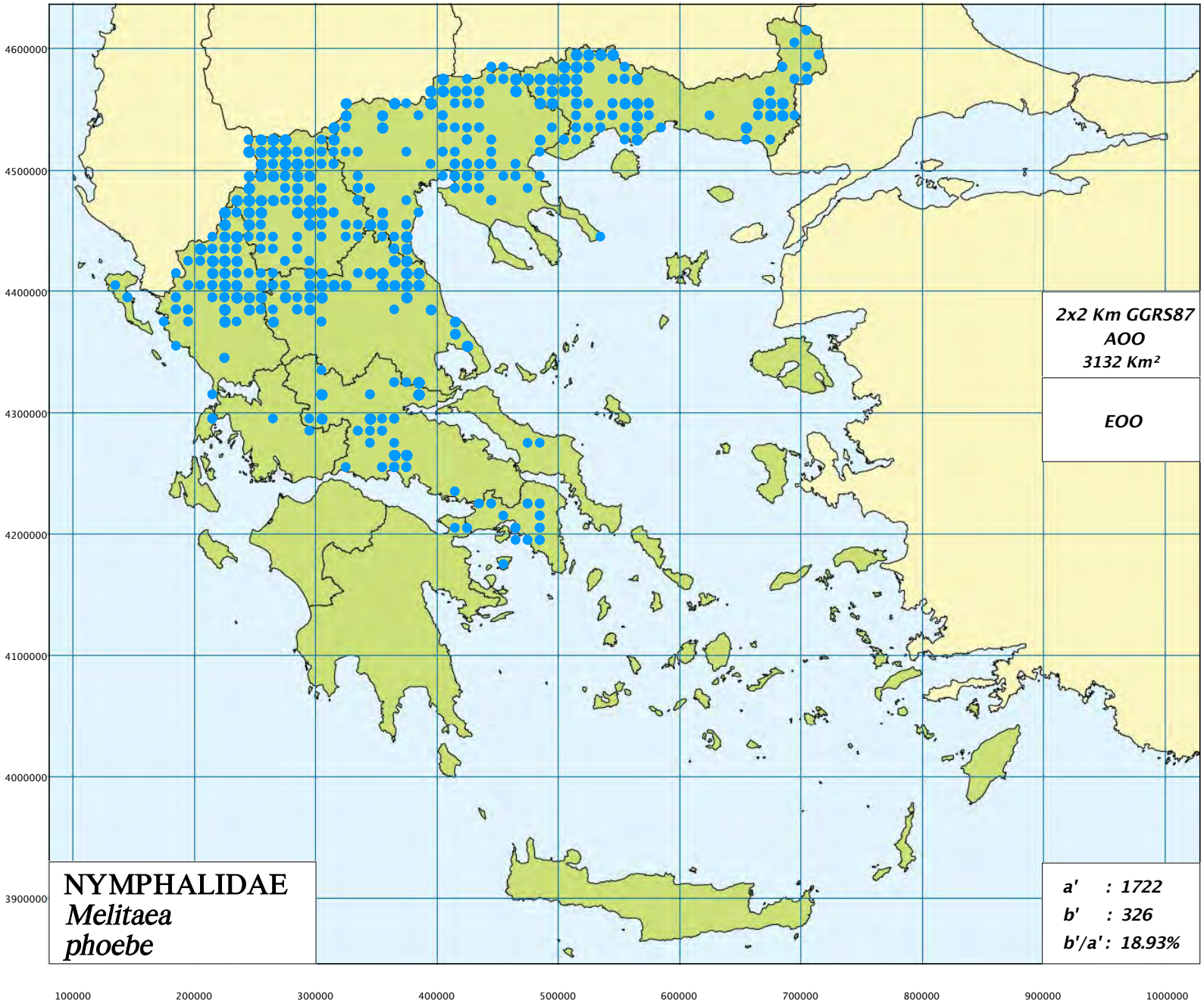
4600000
4500000
4400000
4300000
4200000
4100000
4000000
3900000
100000
200000
300000
400000
500000
600000
700000
800000
900000
1000000
2x2 Km GGRS87
AOO
3132 Km²
EOO
NYMPHALIDAE
Melitaea
phoebe
a' : 1722
b' : 326
b'/a' : 18.93%

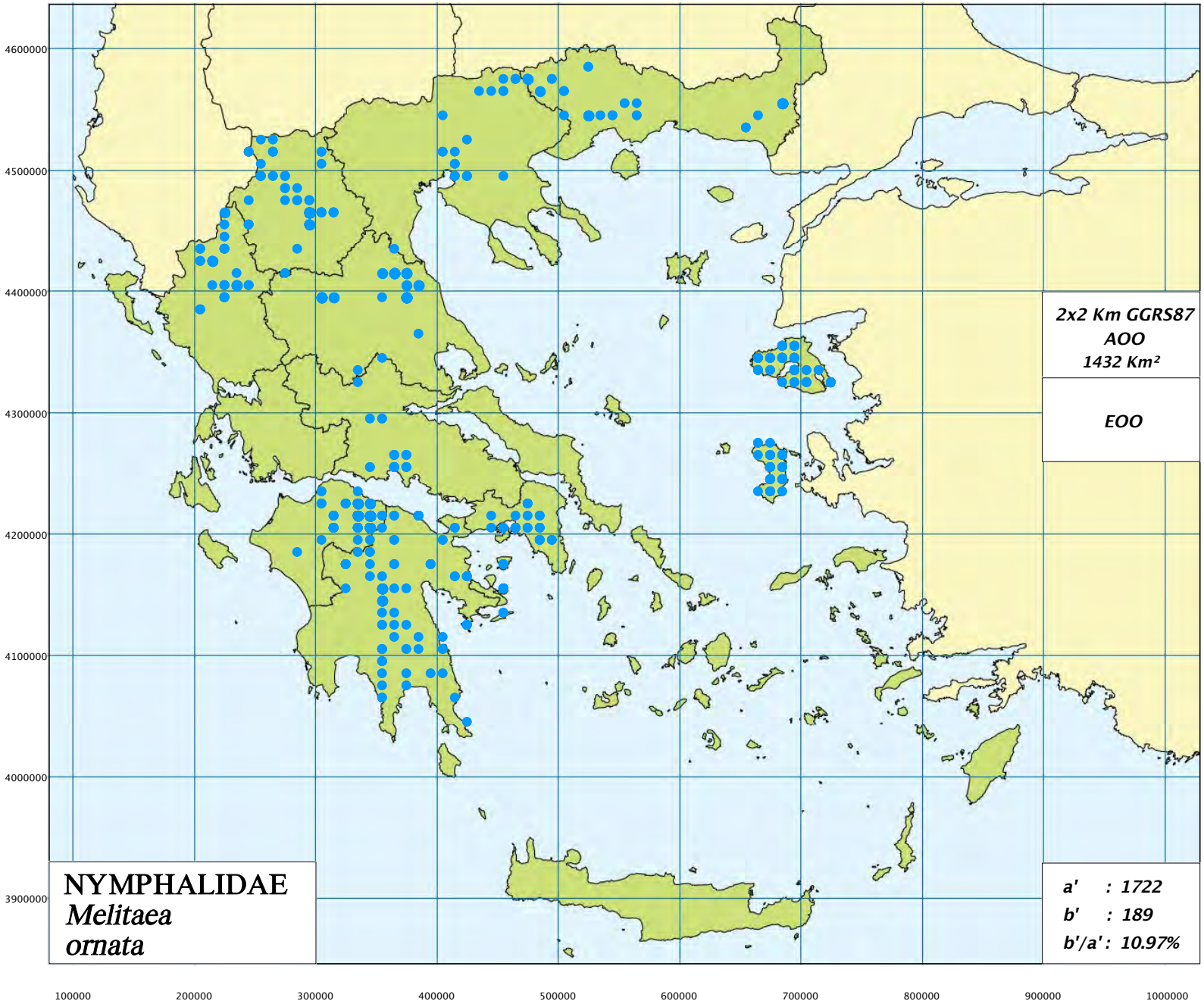
4600000
4500000
4400000
4300000
4200000
4100000
4000000
3900000
100000
200000
300000
400000
500000
600000
700000
800000
900000
1000000
2x2 Km GGRS87
AOO
1432 Km²
EOO
NYMPHALIDAE
Melitaea
ornata
a' : 1722
b' : 189
b'/a' : 10.97%

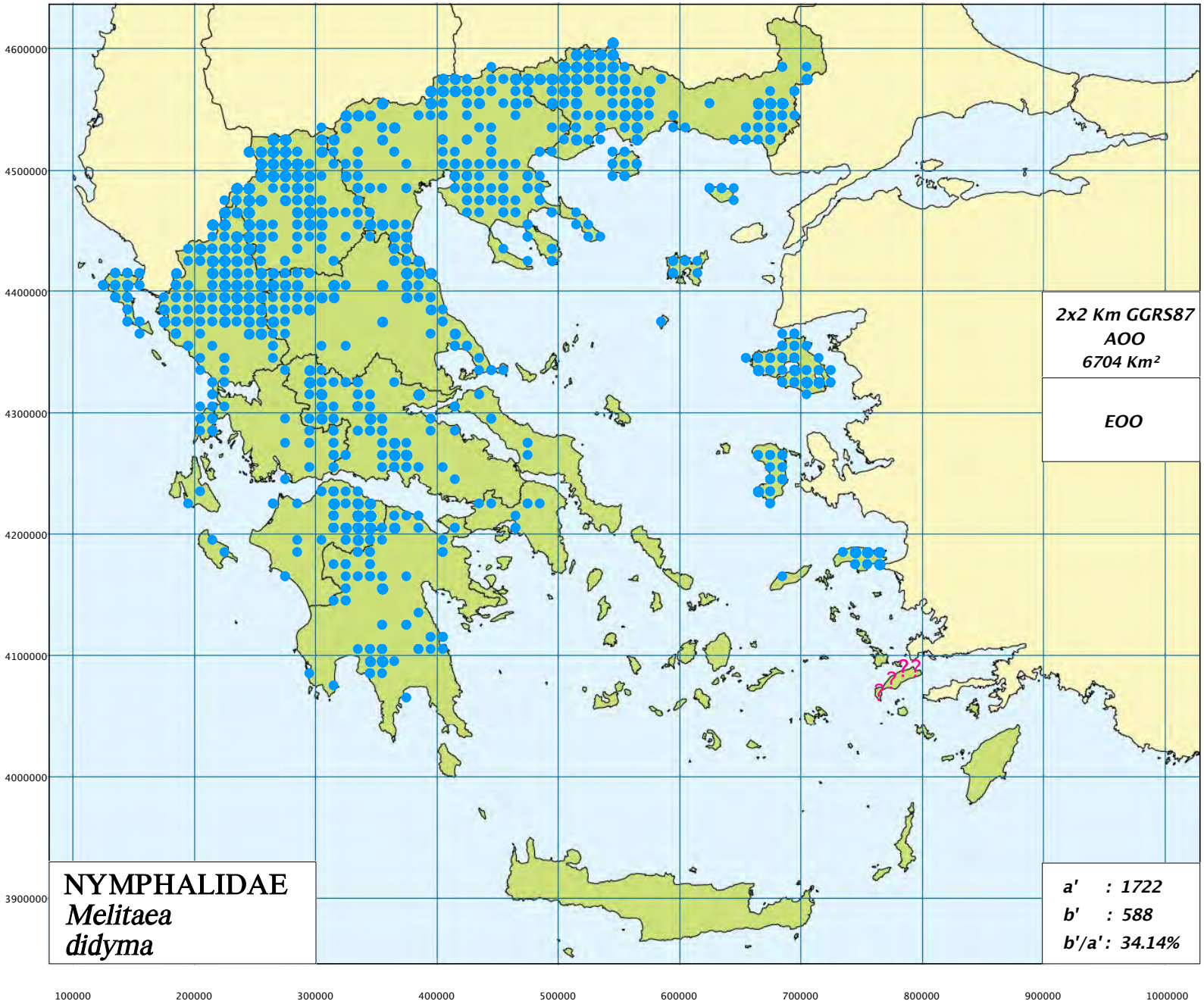
4600000
4500000
4400000
4300000
4200000
4100000
4000000
3900000
100000
200000
300000
400000
500000
600000
700000
800000
900000
1000000
2x2 Km GGRS87
AOO
6704 Km²
EOO
NYMPHALIDAE
Melitaea
didyma
a' : 1722
b' : 588
b'/a' : 34.14%

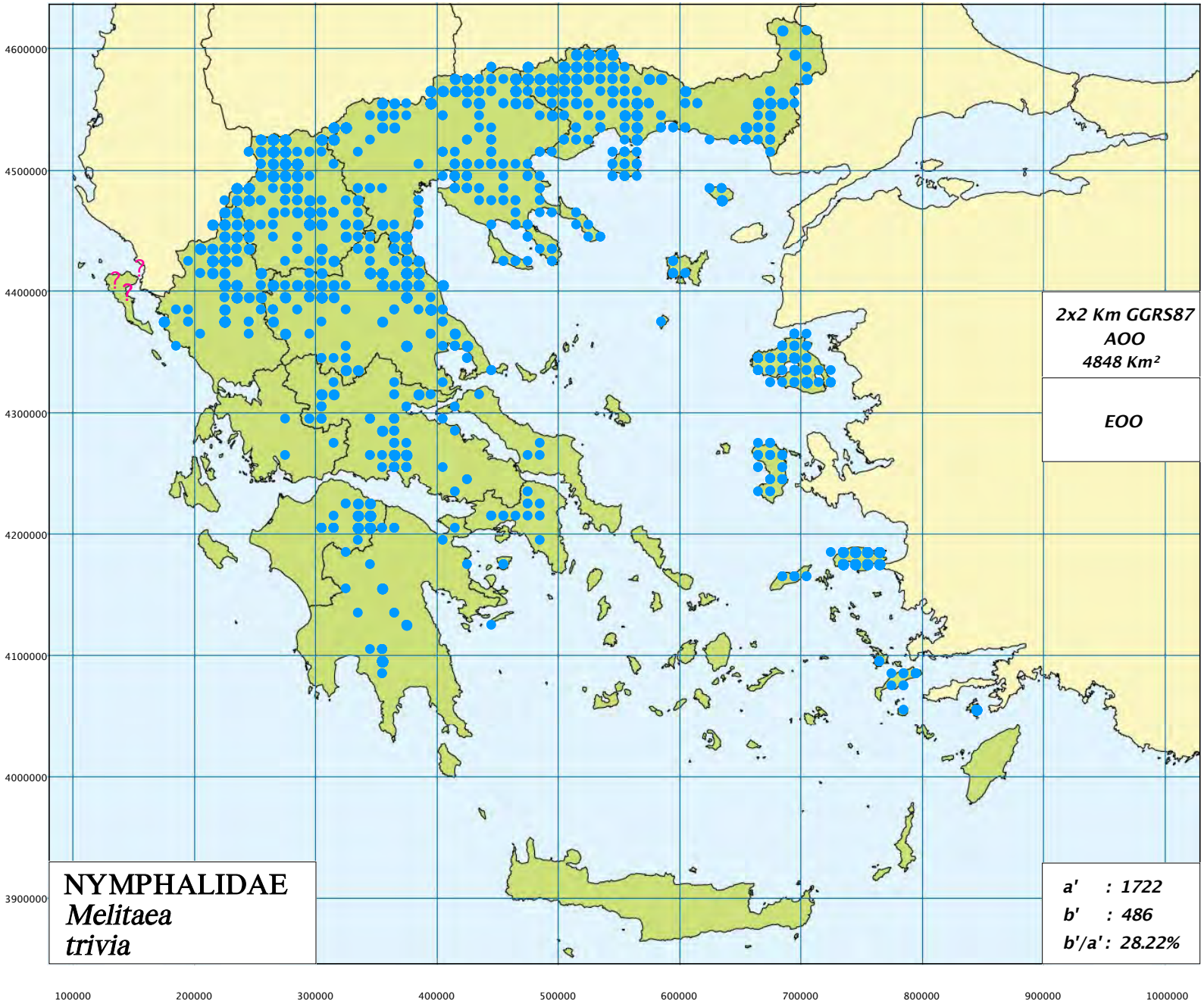
4600000
4500000
4400000
4300000
4200000
4100000
4000000
3900000
100000
200000
300000
400000
500000
600000
700000
800000
900000
1000000
2x2 Km GGRS87
AOO
4848 Km²
EOO
NYMPHALIDAE
Melitaea
trivia
a' : 1722
b' : 486
b'/a' : 28.22%

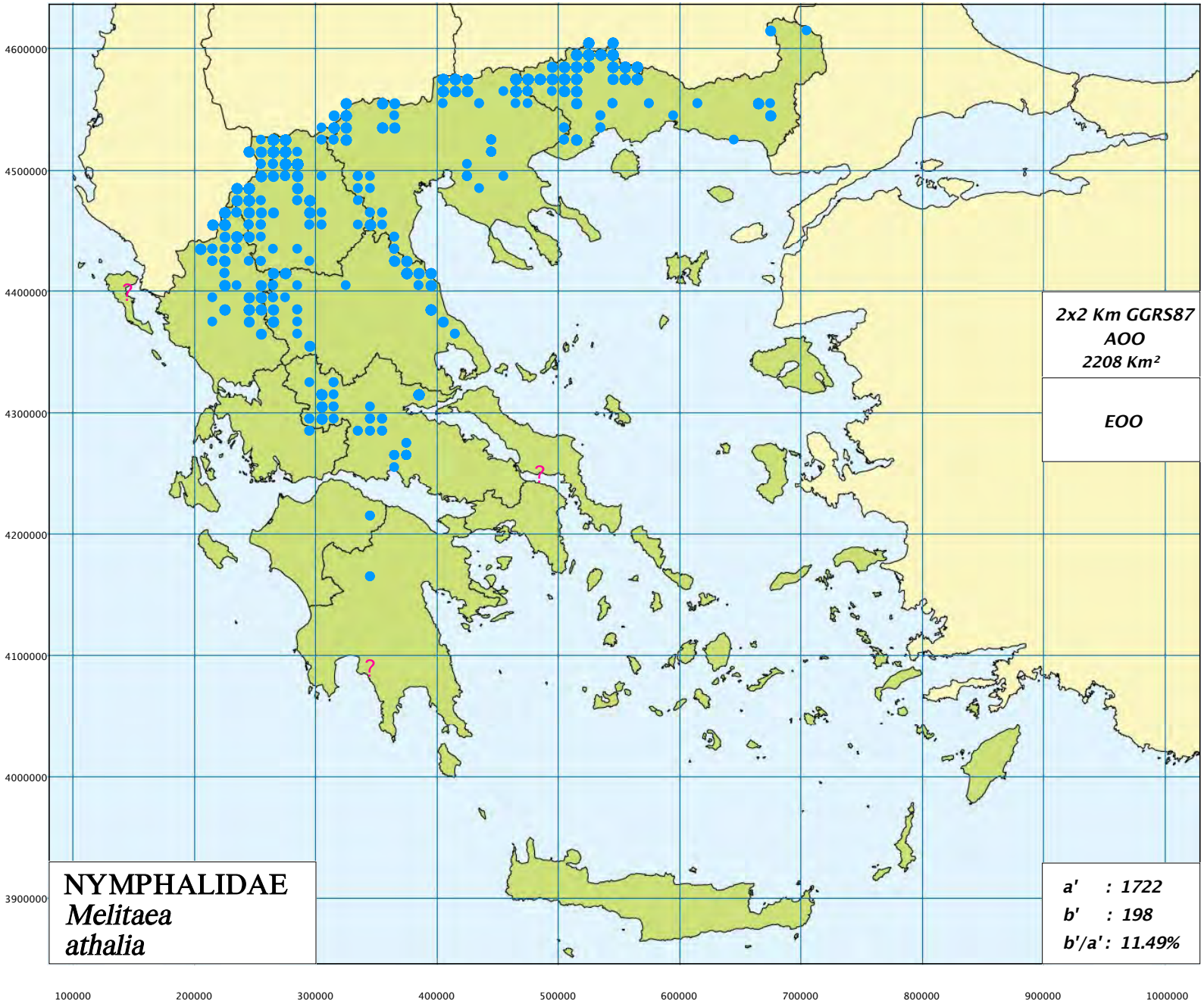
4600000
4500000
4400000
4300000
4200000
4100000
4000000
3900000
100000
200000
300000
400000
500000
600000
700000
800000
900000
1000000
2x2 Km GGRS87
AOO
2208 Km²
EOO
NYMPHALIDAE
Melitaea
athalia
a' : 1722
b' : 198
b'/a' : 11.49%

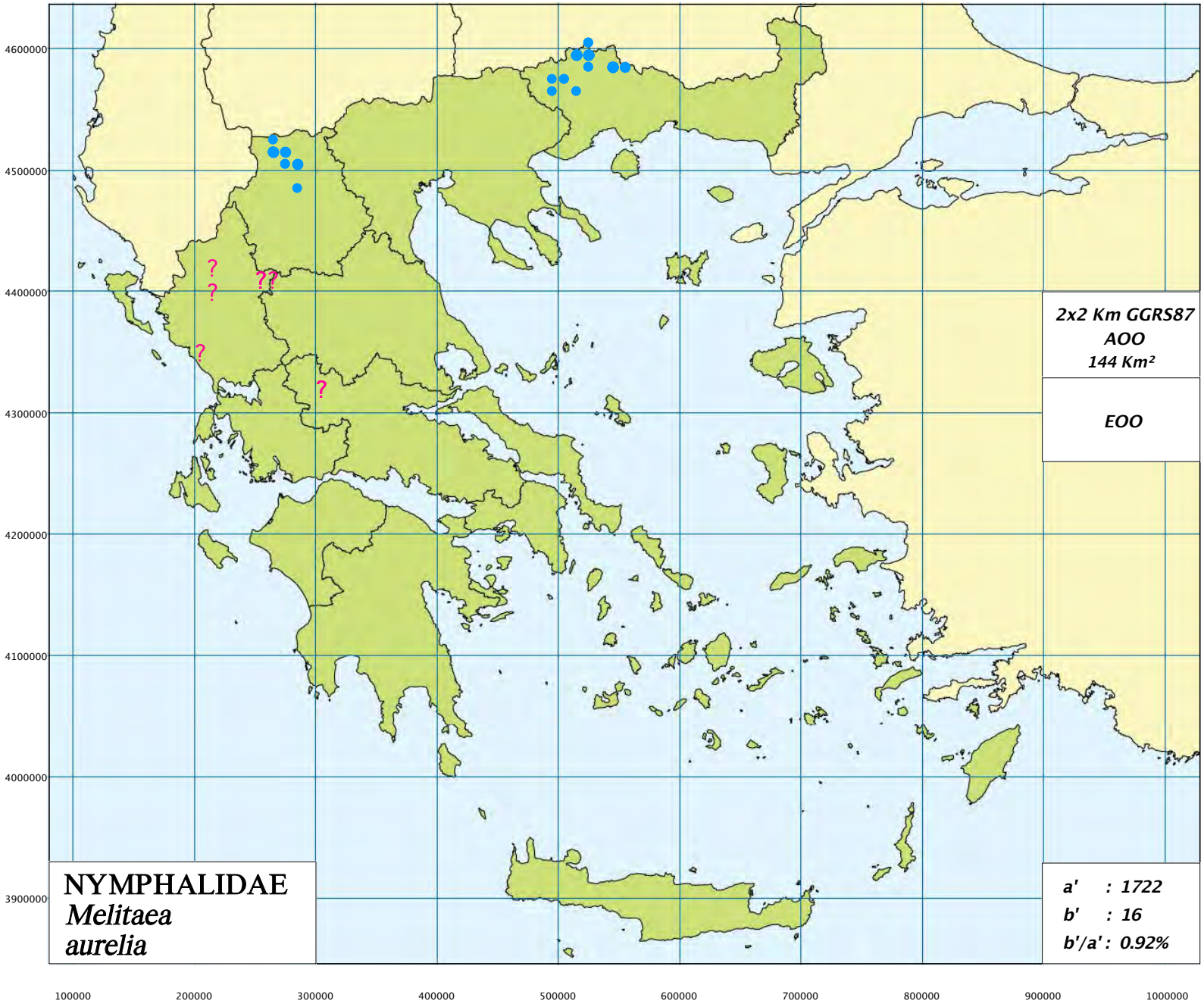
4600000
4500000
4400000
4300000
4200000
4100000
4000000
3900000
100000
200000
300000
400000
500000
600000
700000
800000
900000
1000000
2x2 Km GGRS87
AOO
144 Km²
EOO
NYMPHALIDAE
Melitaea
aurelia
a' : 1722
b' : 16
b'/a' : 0.92%

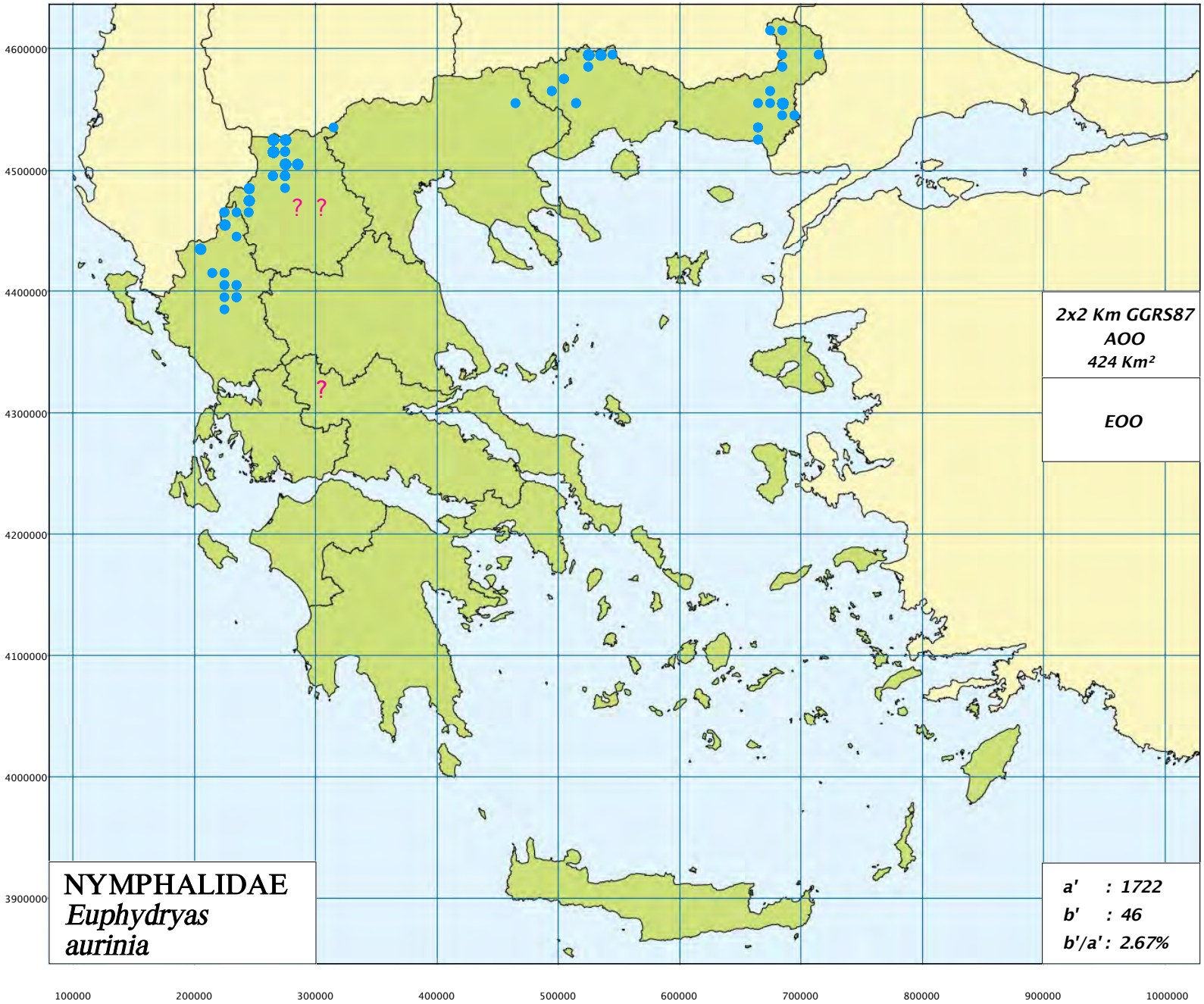
4600000
4500000
4400000
4300000
4200000
4100000
4000000
3900000
100000
200000
300000
400000
500000
600000
700000
800000
900000
1000000
? ?
?
2x2 Km GGRS87
AOO
424 Km²
EOO
NYMPHALIDAE
Euphydryas
aurinia
a' : 1722
b' : 46
b'/a' : 2.67%

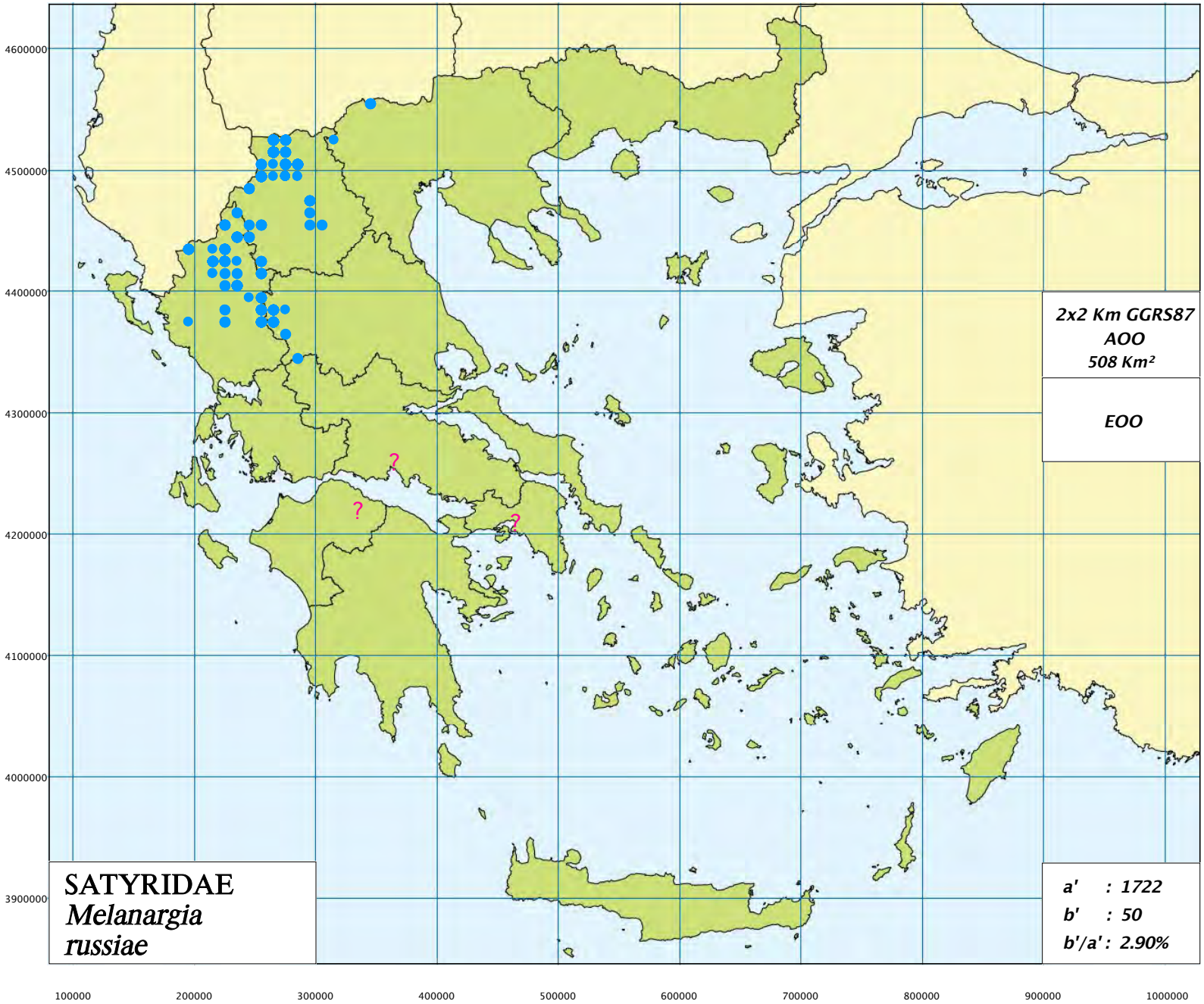
4600000
4500000
4400000
4300000
4200000
4100000
4000000
3900000
100000
200000
300000
400000
500000
600000
700000
800000
900000
1000000
2x2 Km GGRS87
AOO
508 Km²
EOO
SATYRIDAE
Melanargia
russiae
a' : 1722
b' : 50
b'/a' : 2.90%

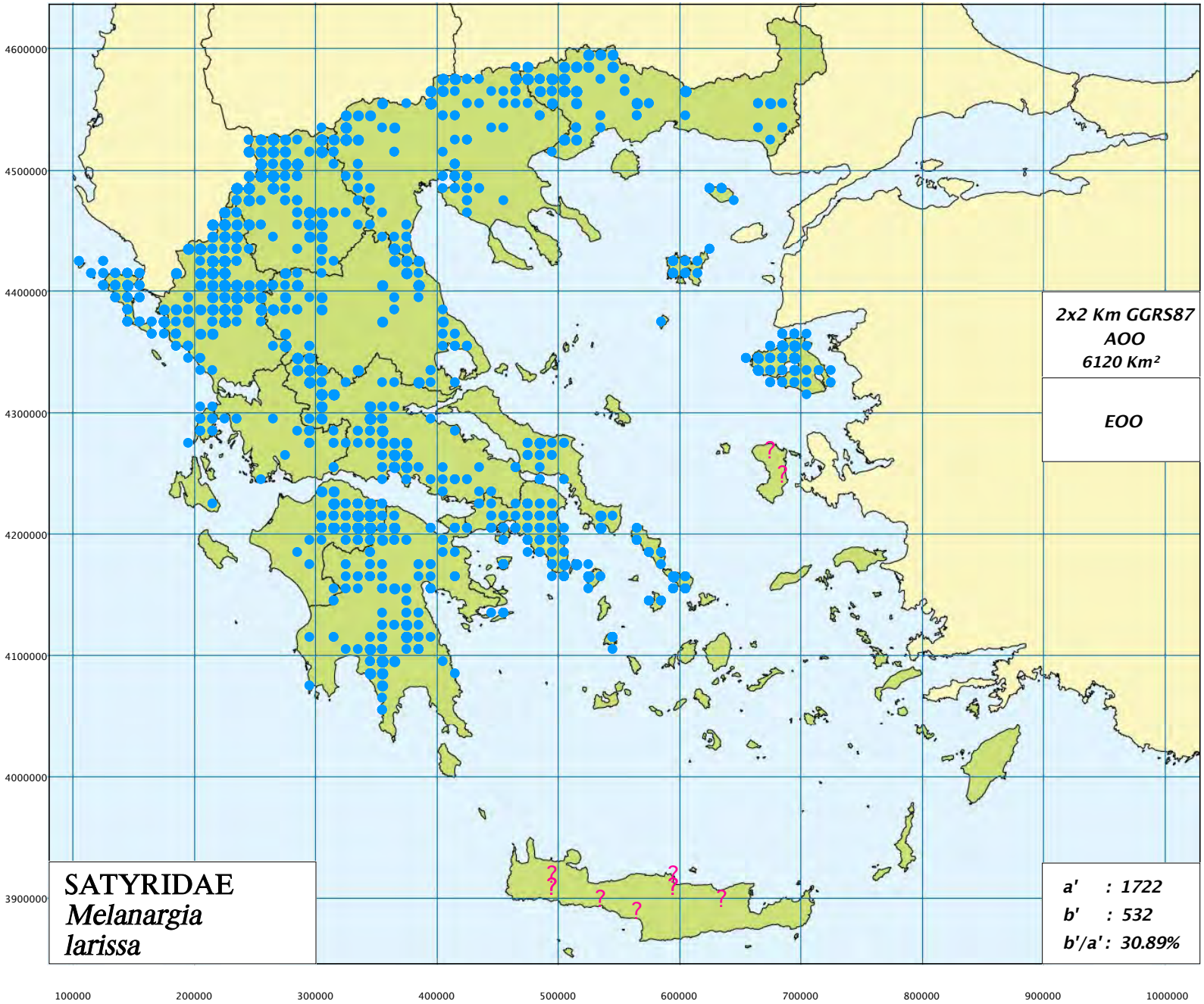
4600000
4500000
4400000
4300000
4200000
4100000
4000000
3900000
100000
200000
300000
400000
500000
600000
700000
800000
900000
1000000
2x2 Km GGRS87
AOO
6120 Km²
EOO
SATYRIDAE
Melanargia
larissa
a' : 1722
b' : 532
b'/a' : 30.89%

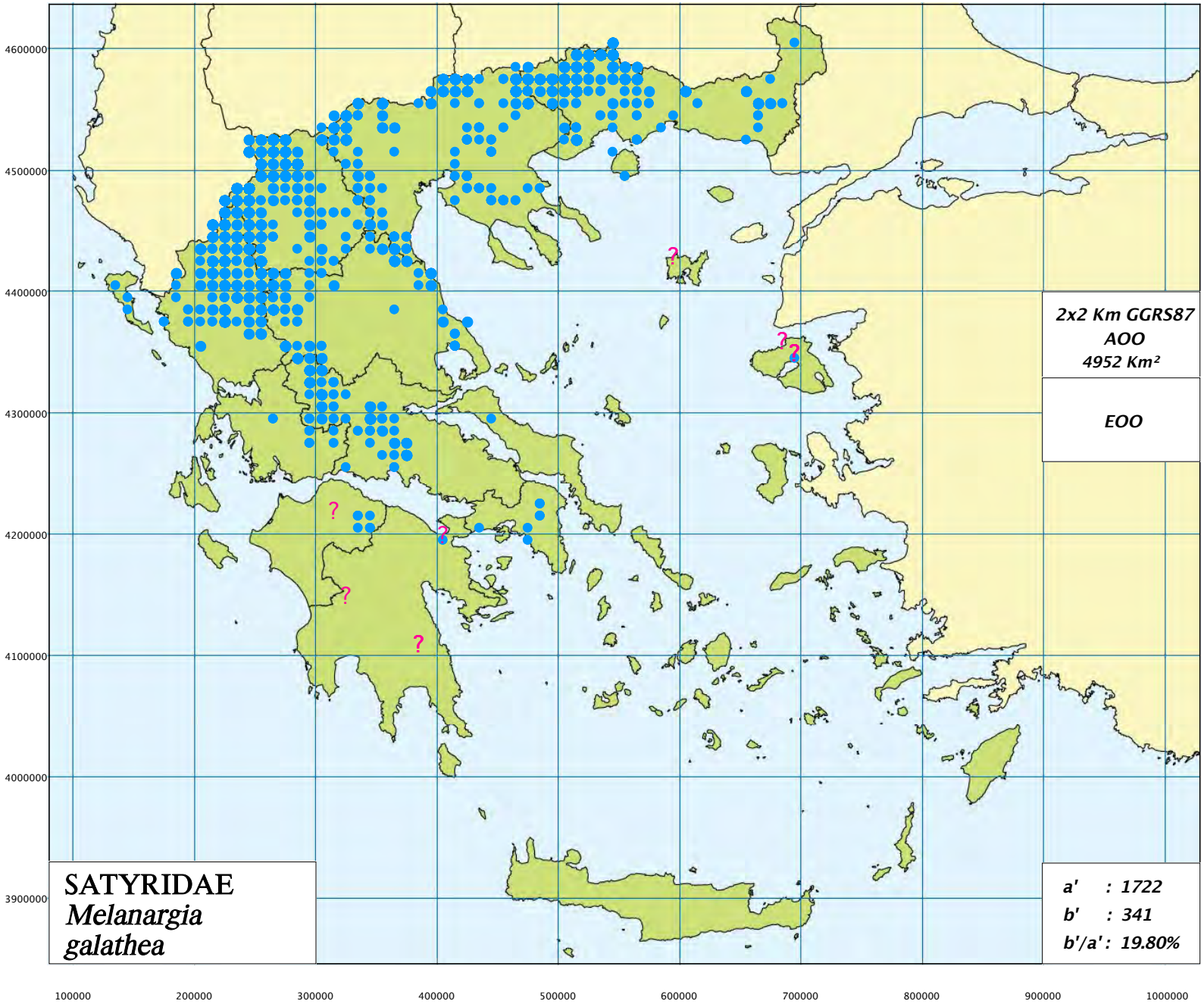
4600000
4500000
4400000
4300000
4200000
4100000
4000000
3900000
100000
200000
300000
400000
500000
600000
700000
800000
900000
1000000
2x2 Km GGRS87
AOO
4952 Km²
EOO
SATYRIDAE
Melanargia
galathea
a' : 1722
b' : 341
b'/a' : 19.80%

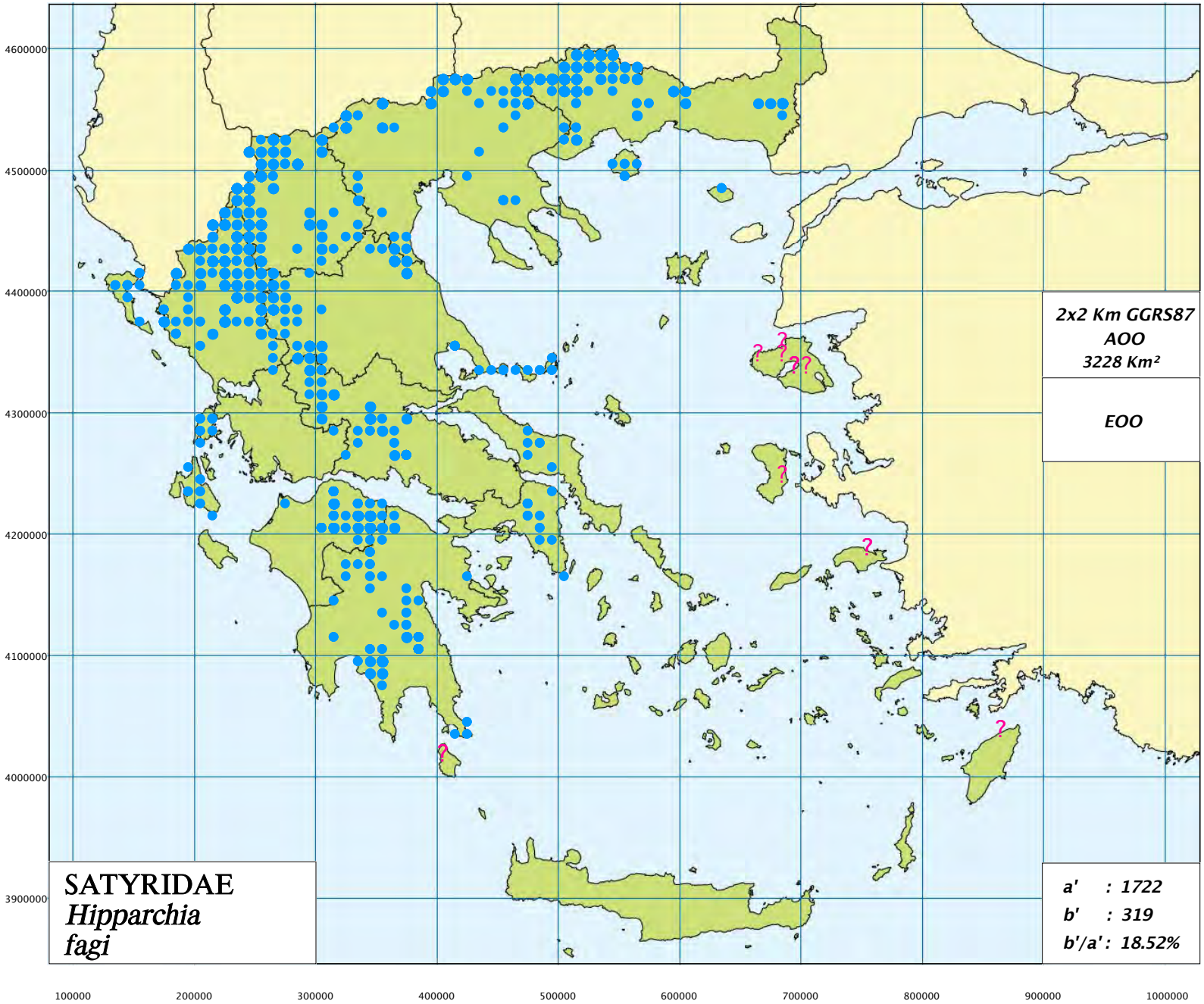
4600000
4500000
4400000
4300000
4200000
4100000
4000000
3900000
100000
200000
300000
400000
500000
600000
700000
800000
900000
1000000
2x2 Km GGRS87
AOO
3228 Km²
EOO
SATYRIDAE
Hipparchia
fagi
a' : 1722
b' : 319
b'/a' : 18.52%

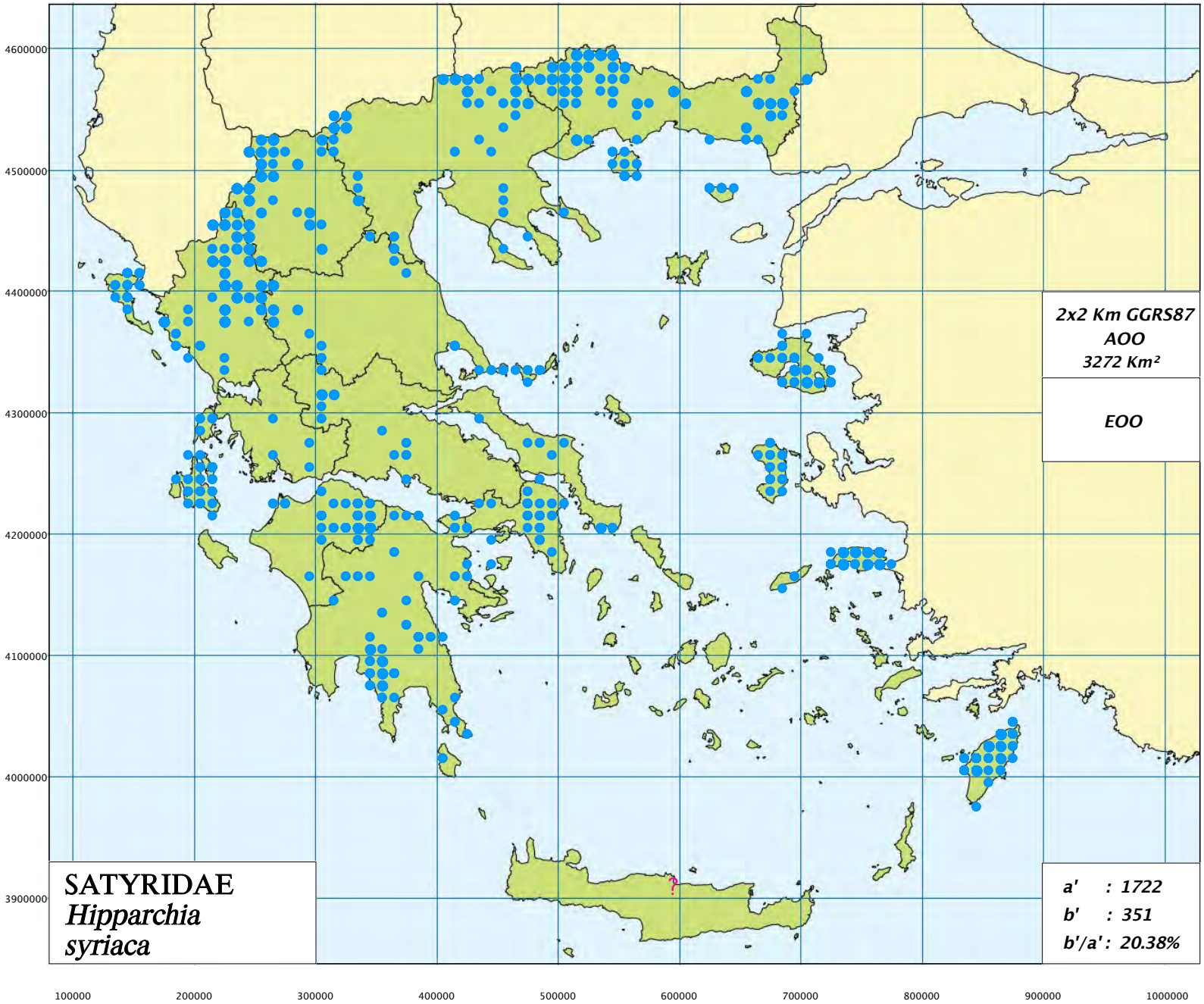
4600000
4500000
4400000
4300000
4200000
4100000
4000000
3900000
100000
200000
300000
400000
500000
600000
700000
800000
900000
1000000
2x2 Km GGRS87
AOO
3272 Km²
EOO
SATYRIDAE
Hipparchia
syriaca
a' : 1722
b' : 351
b'/a' : 20.38%

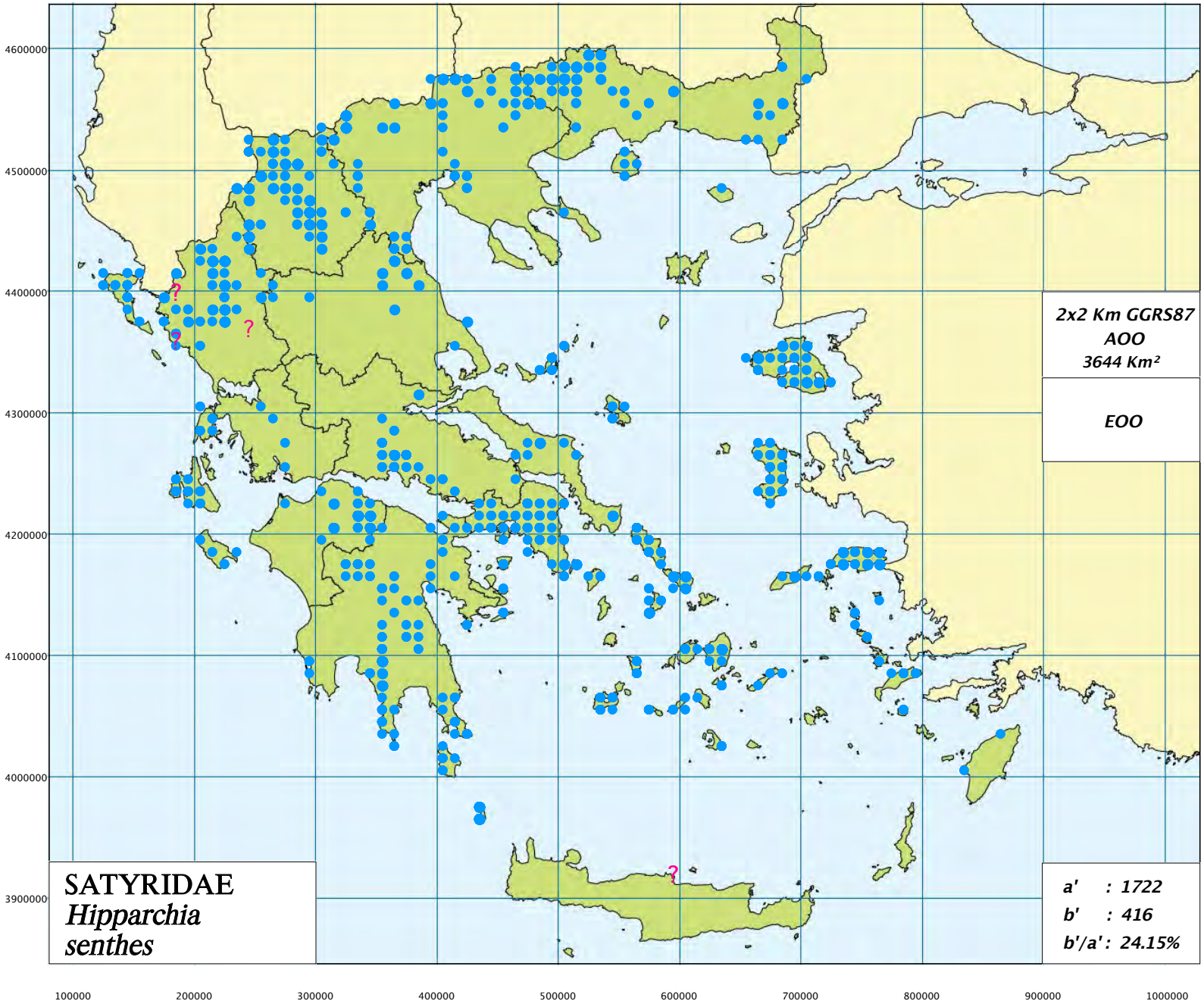
4600000
4500000
4400000
4300000
4200000
4100000
4000000
3900000
100000
200000
300000
400000
500000
600000
700000
800000
900000
1000000
2x2 Km GGRS87
AOO
3644 Km²
EOO
SATYRIDAE
Hipparchia
senthes
a' : 1722
b' : 416
b'/a' : 24.15%

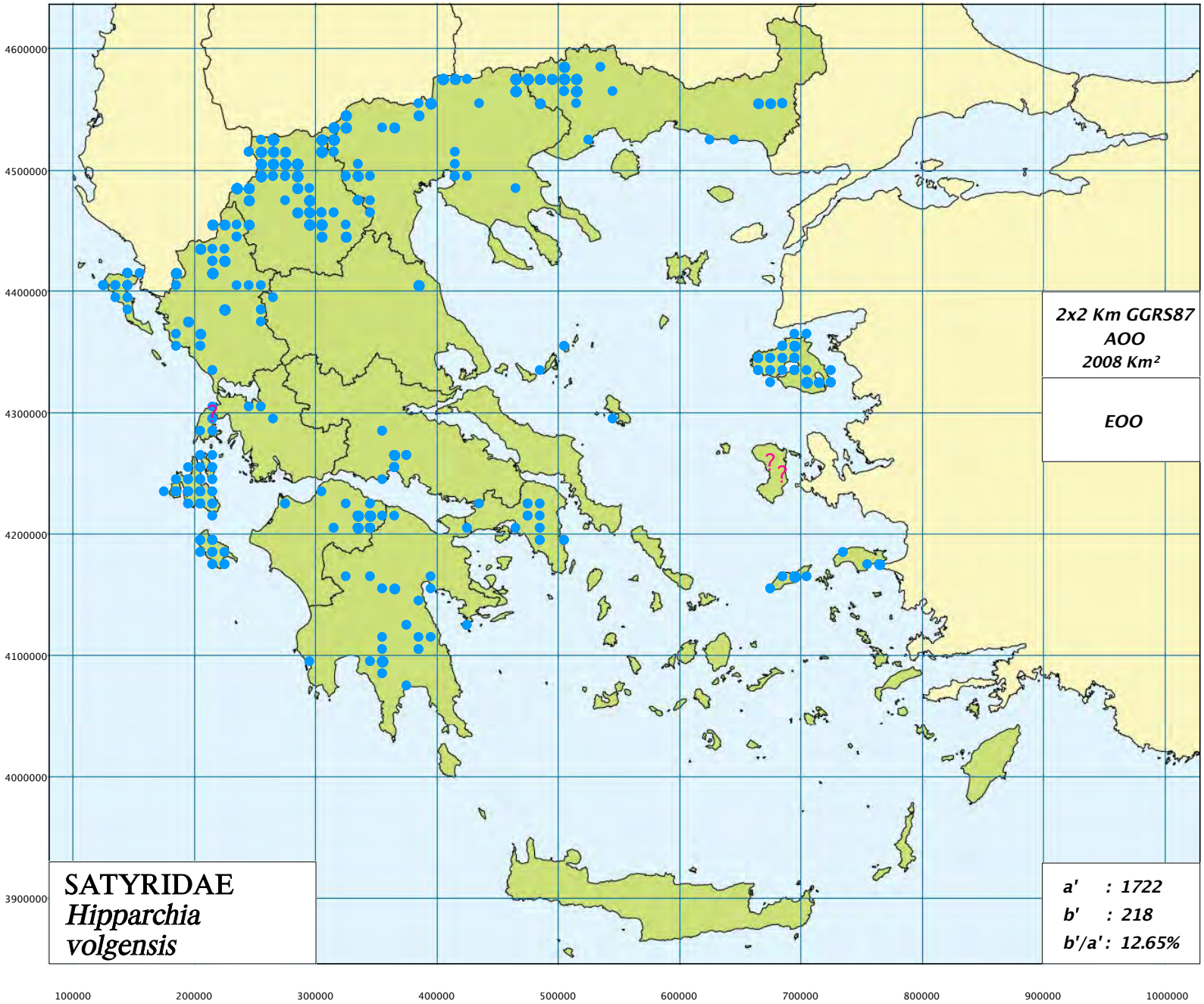
4600000
4500000
4400000
4300000
4200000
4100000
4000000
3900000
100000
200000
300000
400000
500000
600000
700000
800000
900000
1000000
2x2 Km GGRS87
AOO
2008 Km²
EOO
SATYRIDAE
Hipparchia
volgensis
a' : 1722
b' : 218
b'/a' : 12.65%


4600000
4500000
4400000
4300000
4200000
4100000
4000000
3900000
100000
200000
300000
400000
500000
600000
700000
800000
900000
1000000
2x2 Km GGRS87
AOO
1376 Km²
EOO
SATYRIDAE
Hipparchia
cretica
a' : 1722
b' : 96
b'/a' : 5.57%


4600000
4500000
4400000
4300000
4200000
4100000
4000000
3900000
100000
200000
300000
400000
500000
600000
700000
800000
900000
1000000
2x2 Km GGRS87
AOO
68 Km²
EOO
SATYRIDAE
Hipparchia
christenseni
a' : 1722
b' : 4
b'/a' : 0.23%

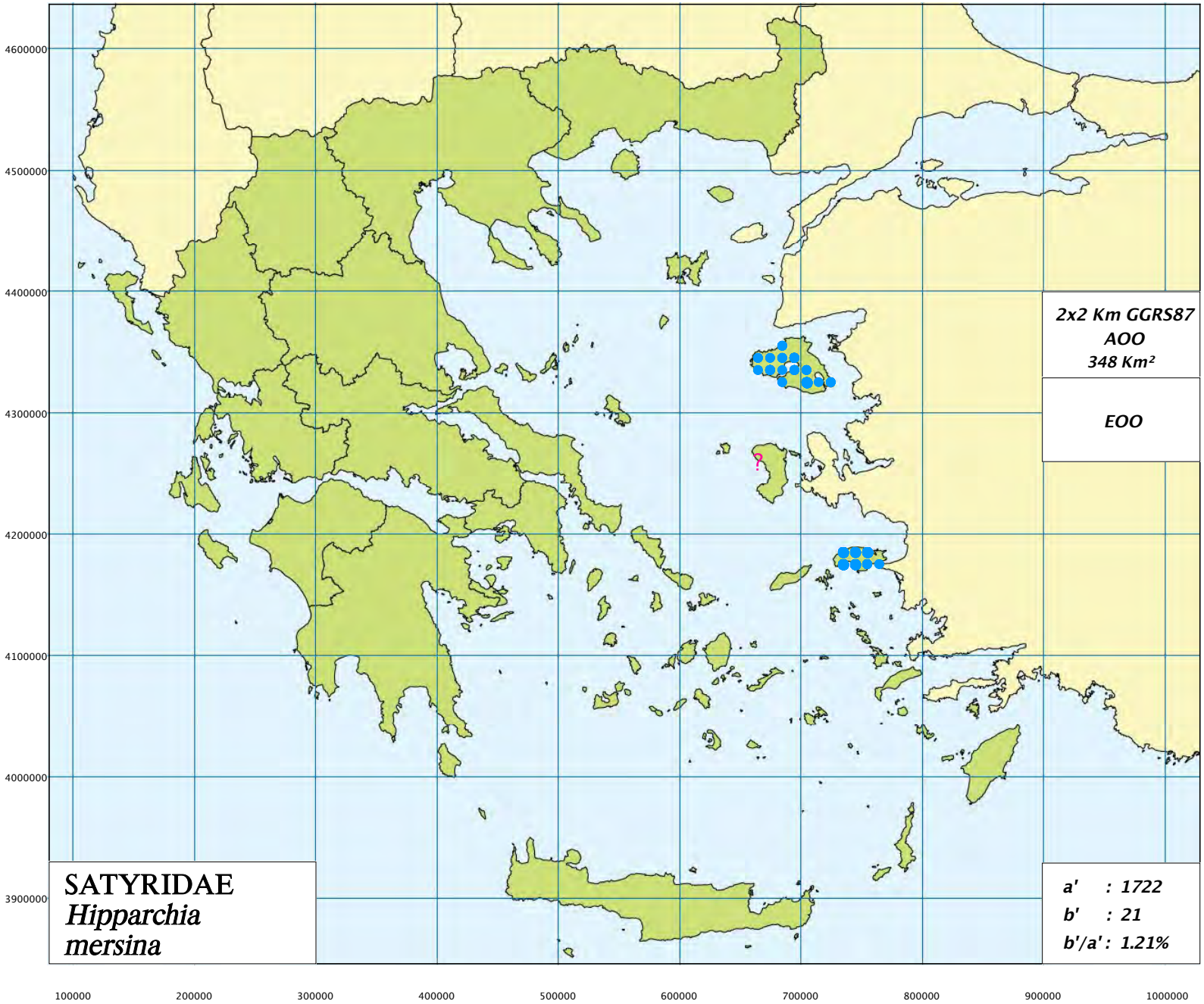
4600000
4500000
4400000
4300000
4200000
4100000
4000000
3900000
100000
200000
300000
400000
500000
600000
700000
800000
900000
1000000
2x2 Km GGRS87
AOO
348 Km²
EOO
?
SATYRIDAE
Hipparchia
mersina
a' : 1722
b' : 21
b'/a' : 1.21%

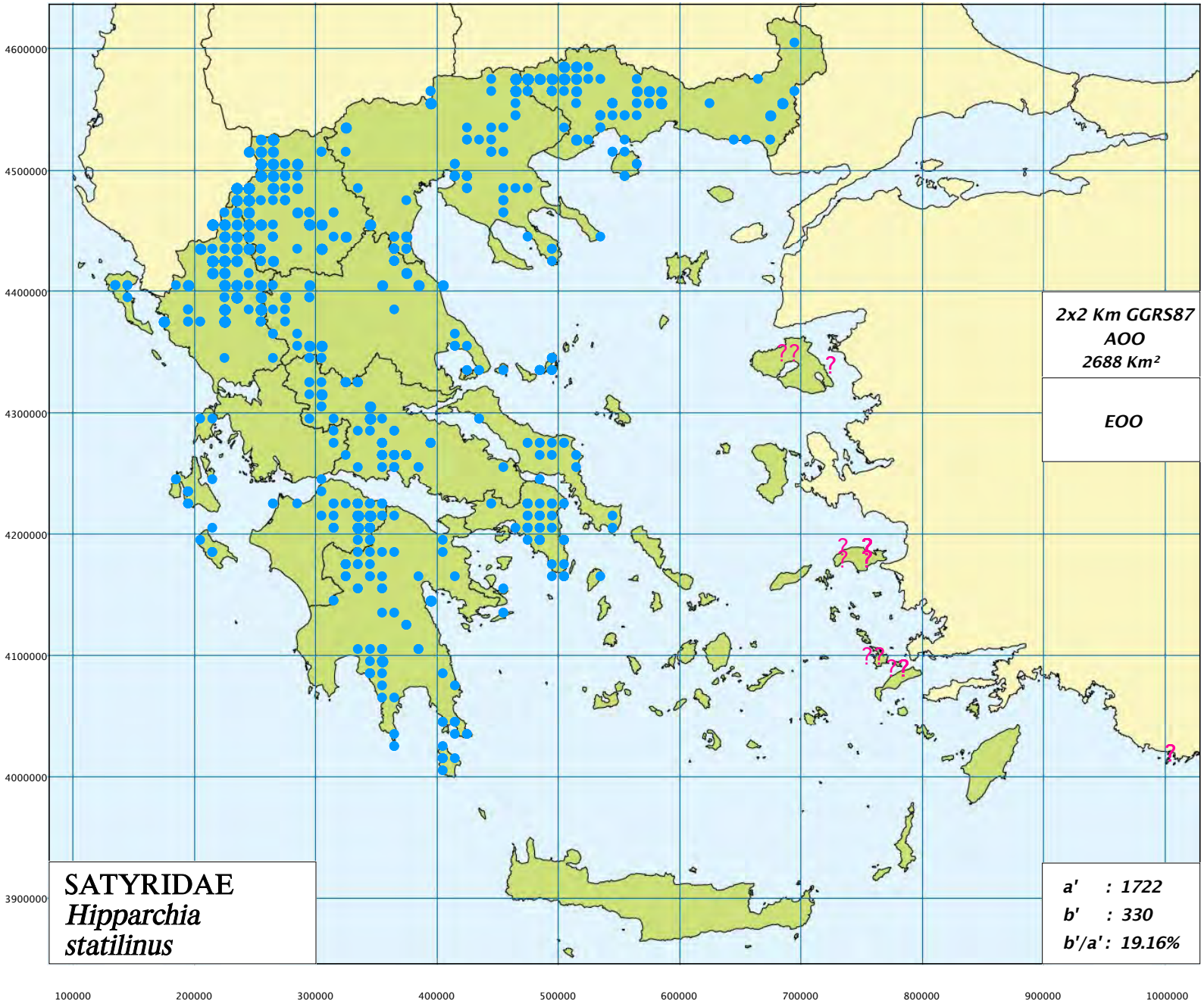
4600000
4500000
4400000
4300000
4200000
4100000
4000000
3900000
100000
200000
300000
400000
500000
600000
700000
800000
900000
1000000
2x2 Km GGRS87
AOO
2688 Km²
EOO
SATYRIDAE
Hipparchia
statilinus
a' : 1722
b' : 330
b'/a' : 19.16%

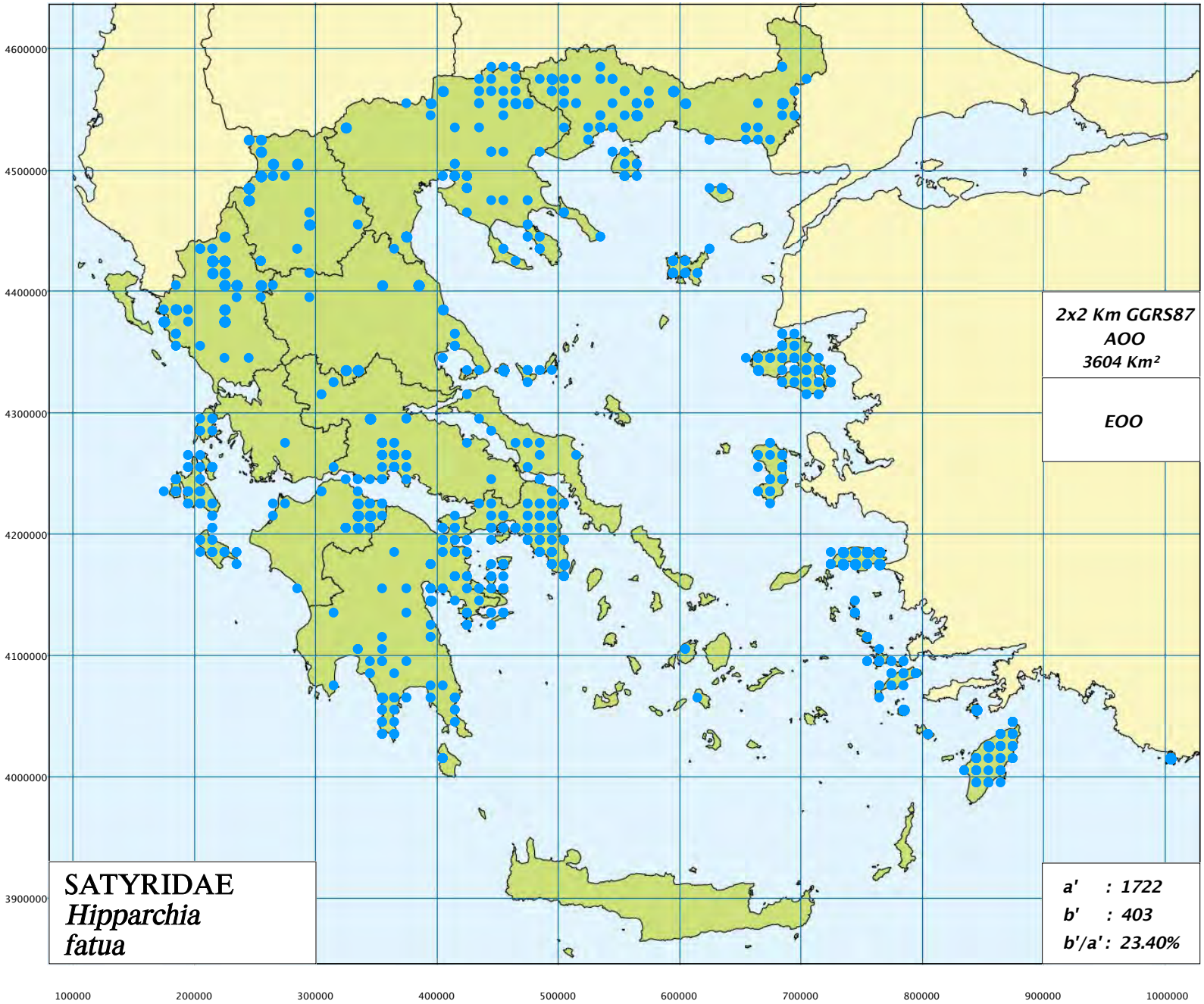
4600000
4500000
4400000
4300000
4200000
4100000
4000000
3900000
100000
200000
300000
400000
500000
600000
700000
800000
900000
1000000
2x2 Km GGRS87
AOO
3604 Km²
EOO
SATYRIDAE
Hipparchia
fatua
a' : 1722
b' : 403
b'/a' : 23.40%

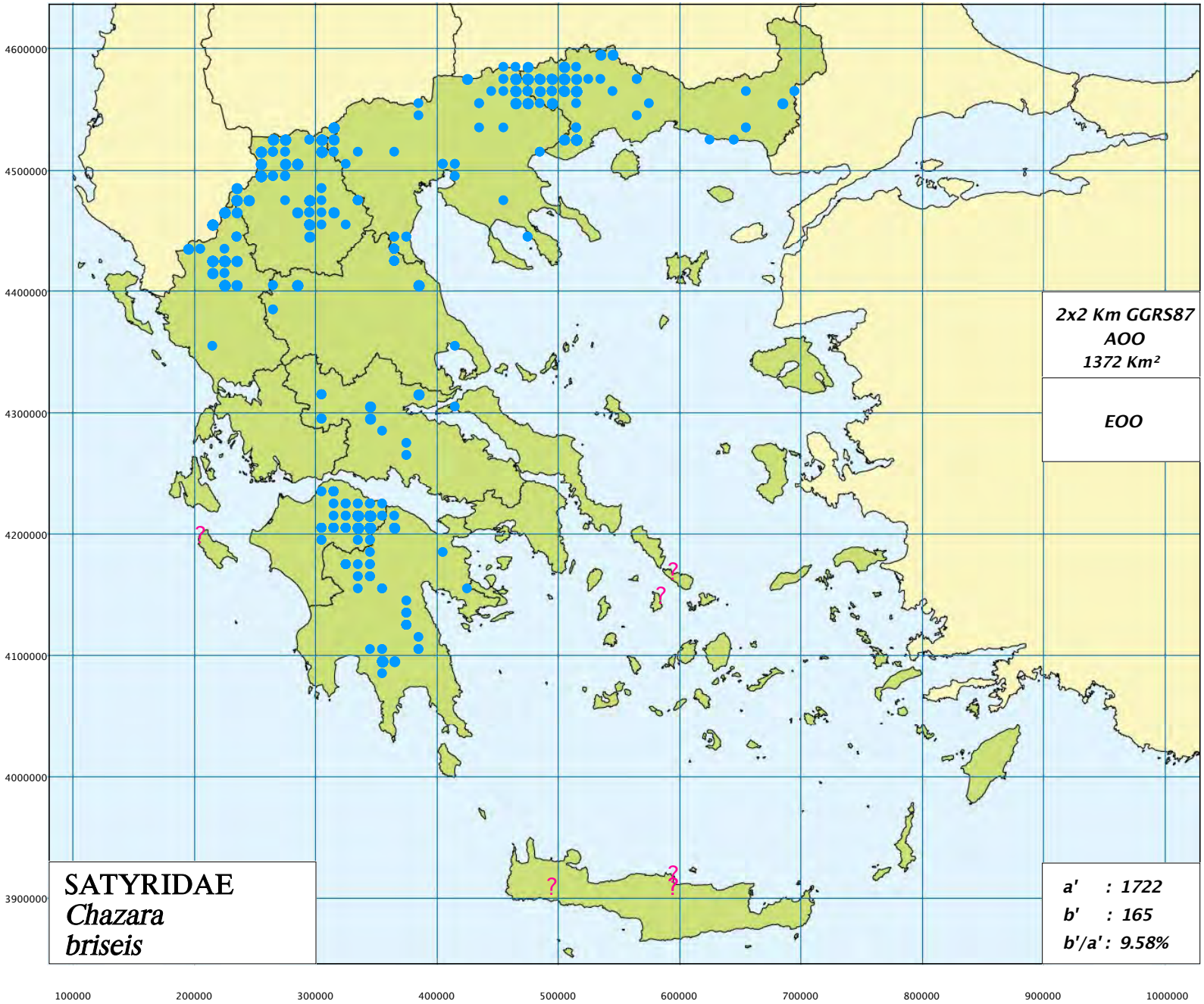
4600000
4500000
4400000
4300000
4200000
4100000
4000000
3900000
100000
200000
300000
400000
500000
600000
700000
800000
900000
1000000
2x2 Km GGRS87
AOO
1372 Km²
EOO
SATYRIDAE
Chazara
briseis
a' : 1722
b' : 165
b'/a' : 9.58%

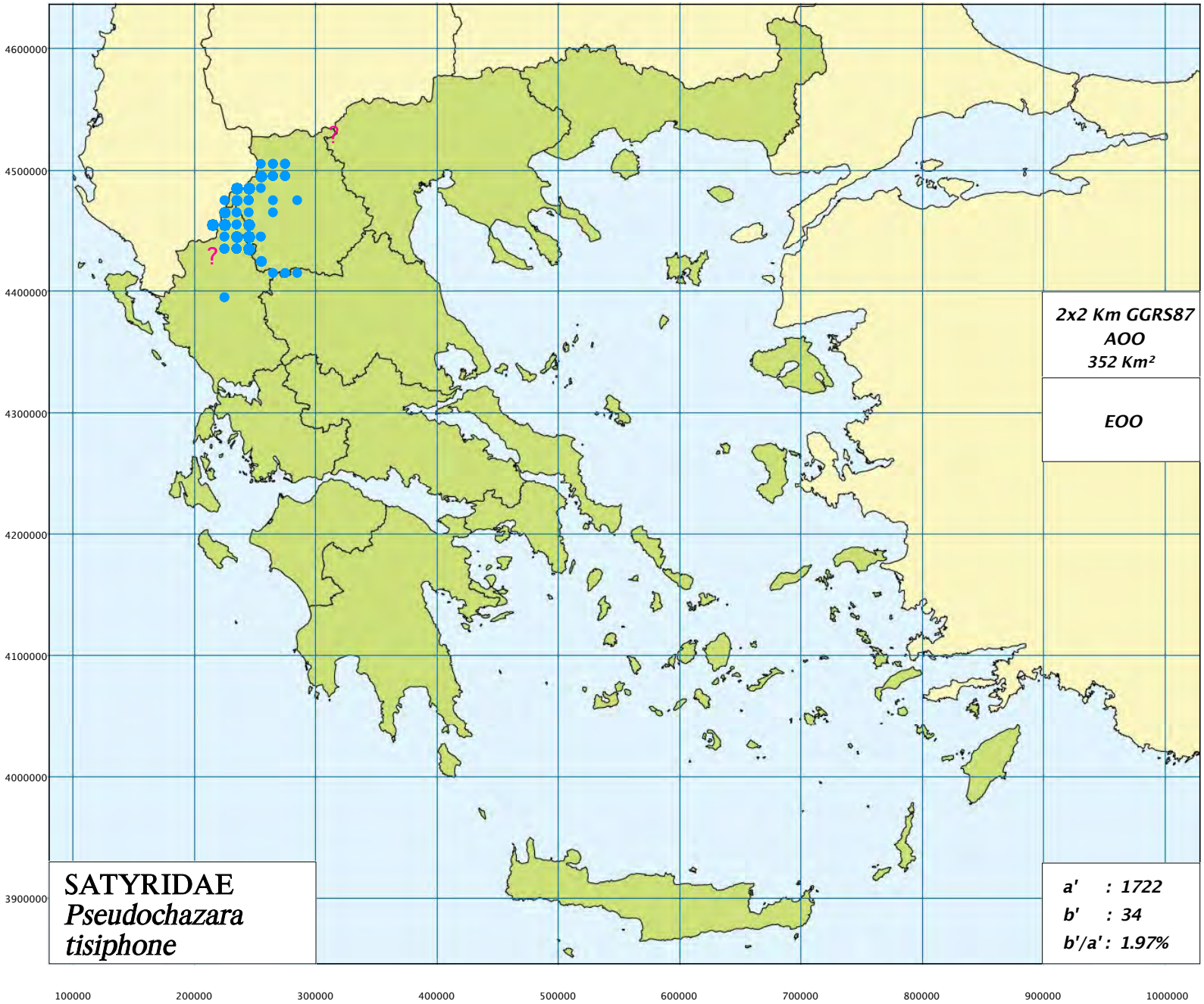
4600000
4500000
4400000
4300000
4200000
4100000
4000000
3900000
100000
200000
300000
400000
500000
600000
700000
800000
900000
1000000
?
?
2x2 Km GGRS87
AOO
352 Km²
EOO
SATYRIDAE
Pseudochazara
tisiphone
a' : 1722
b' : 34
b'/a' : 1.97%


4600000
4500000
4400000
4300000
4200000
4100000
4000000
3900000
100000
200000
300000
400000
500000
600000
700000
800000
900000
1000000
2x2 Km GGRS87
AOO
164 Km²
EOO
SATYRIDAE
Pseudochazara
orestes
a' : 1722
b' : 14
b'/a' : 0.81%


4600000
4500000
4400000
4300000
4200000
4100000
4000000
3900000
100000
200000
300000
400000
500000
600000
700000
800000
900000
1000000
AOO
68
EOO
SATYRIDAE
Pseudochazara amymone
a' : 1722
b' : 10
b'/a' : 0.58%

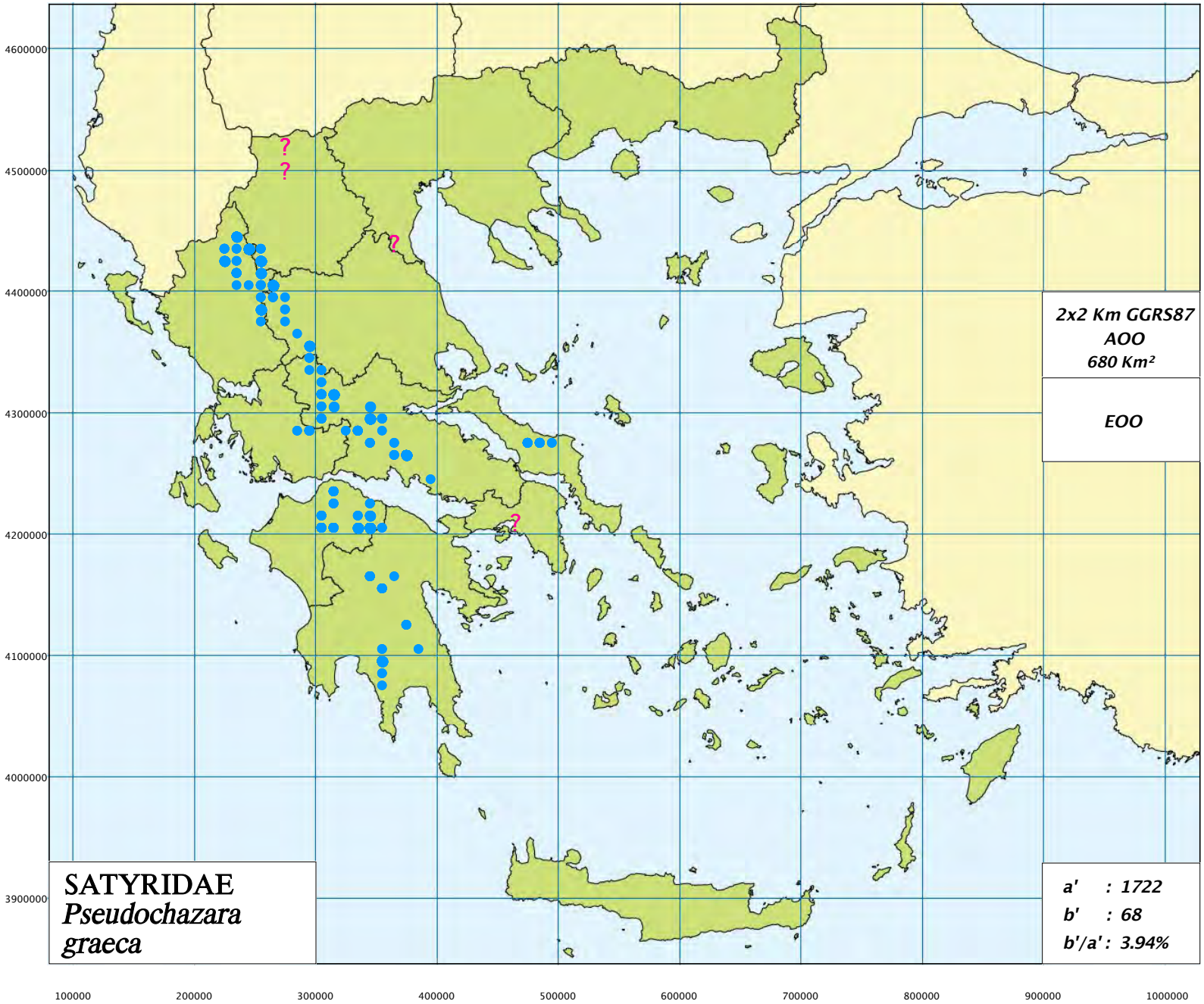
4600000
4500000
4400000
4300000
4200000
4100000
4000000
3900000
100000
200000
300000
400000
500000
600000
700000
800000
900000
1000000
2x2 Km GGRS87
AOO
680 Km²
EOO
SATYRIDAE
Pseudochazara graeca
a' : 1722
b' : 68
b'/a' : 3.94%


4600000
4500000
4400000
4300000
4200000
4100000
4000000
3900000
100000
200000
300000
400000
500000
600000
700000
800000
900000
1000000
2x2 Km GGRS87
AOO
68 Km²
EOO
SATYRIDAE
Pseudochazara
geyeri
a' : 1722
b' : 4
b'/a' : 0.23%

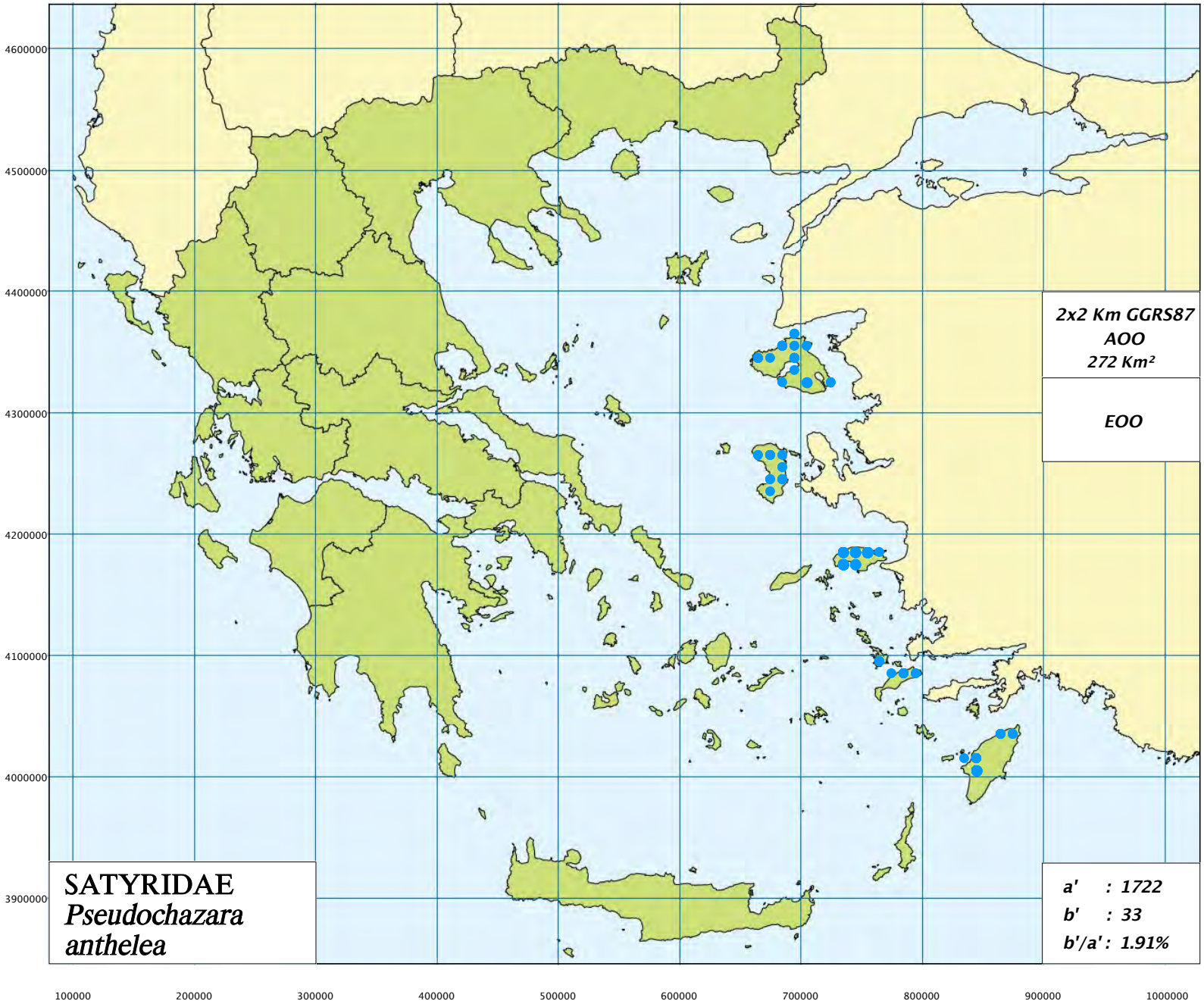
4600000
4500000
4400000
4300000
4200000
4100000
4000000
3900000
100000
200000
300000
400000
500000
600000
700000
800000
900000
1000000
2x2 Km GGRS87
AOO
272 Km²
EOO
SATYRIDAE
Pseudochazara
anthelea
a' : 1722
b' : 33
b'/a' : 1.91%

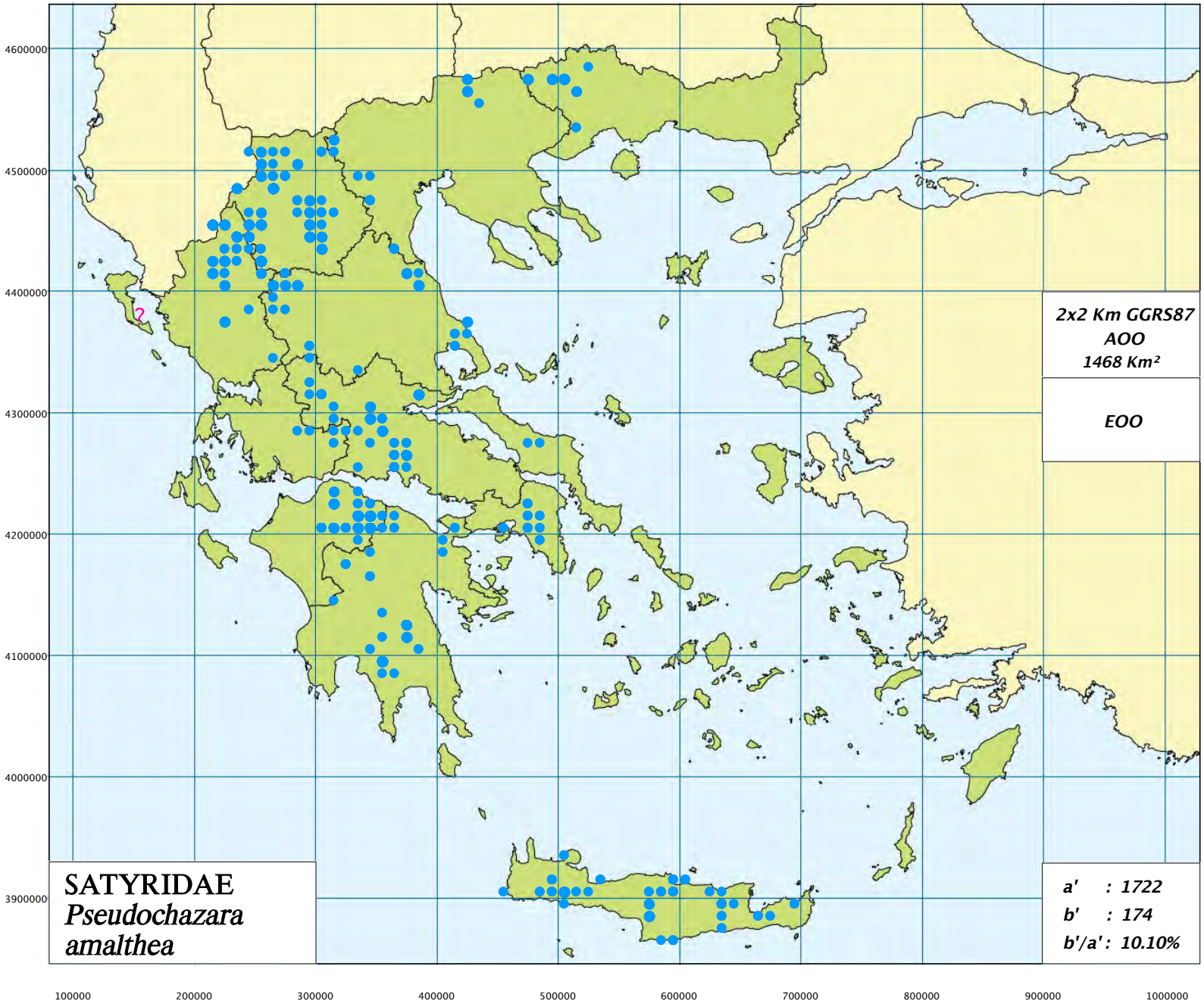
4600000
4500000
4400000
4300000
4200000
4100000
4000000
3900000
100000
200000
300000
400000
500000
600000
700000
800000
900000
1000000
?
2x2 Km GGRS87
AOO
1468 Km²
EOO
SATYRIDAE
Pseudochazara
amalthea
a' : 1722
b' : 174
b'/a' : 10.10%

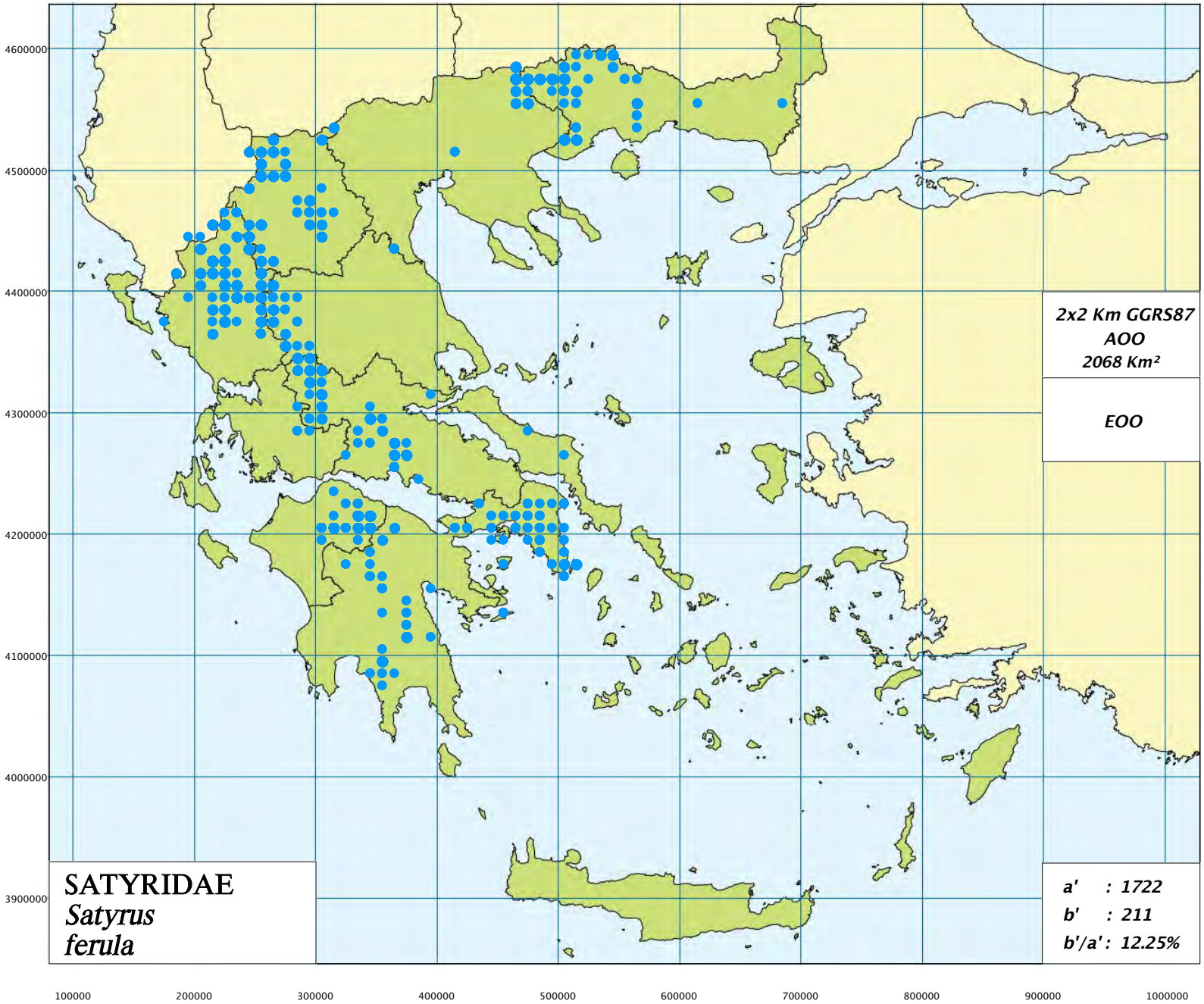
4600000
4500000
4400000
4300000
4200000
4100000
4000000
3900000
100000
200000
300000
400000
500000
600000
700000
800000
900000
1000000
2x2 Km GGRS87
AOO
2068 Km²
EOO
SATYRIDAE
Satyrus
ferula
a' : 1722
b' : 211
b'/a' : 12.25%

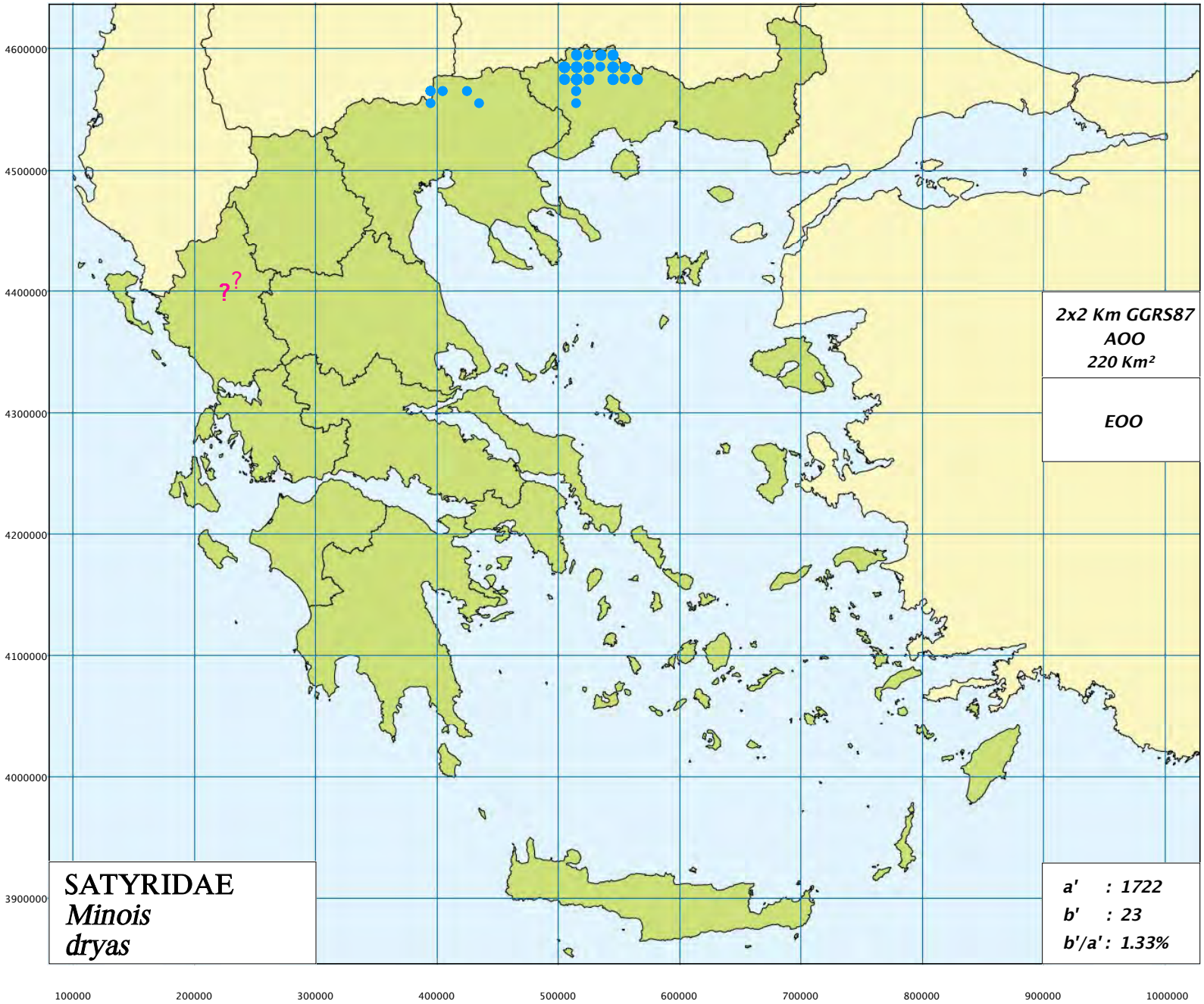
4600000
4500000
4400000
4300000
4200000
4100000
4000000
3900000
100000
200000
300000
400000
500000
600000
700000
800000
900000
1000000
??
2x2 Km GGRS87
AOO
220 Km²
EOO
SATYRIDAE
Minois
dryas
a' : 1722
b' : 23
b'/a' : 1.33%

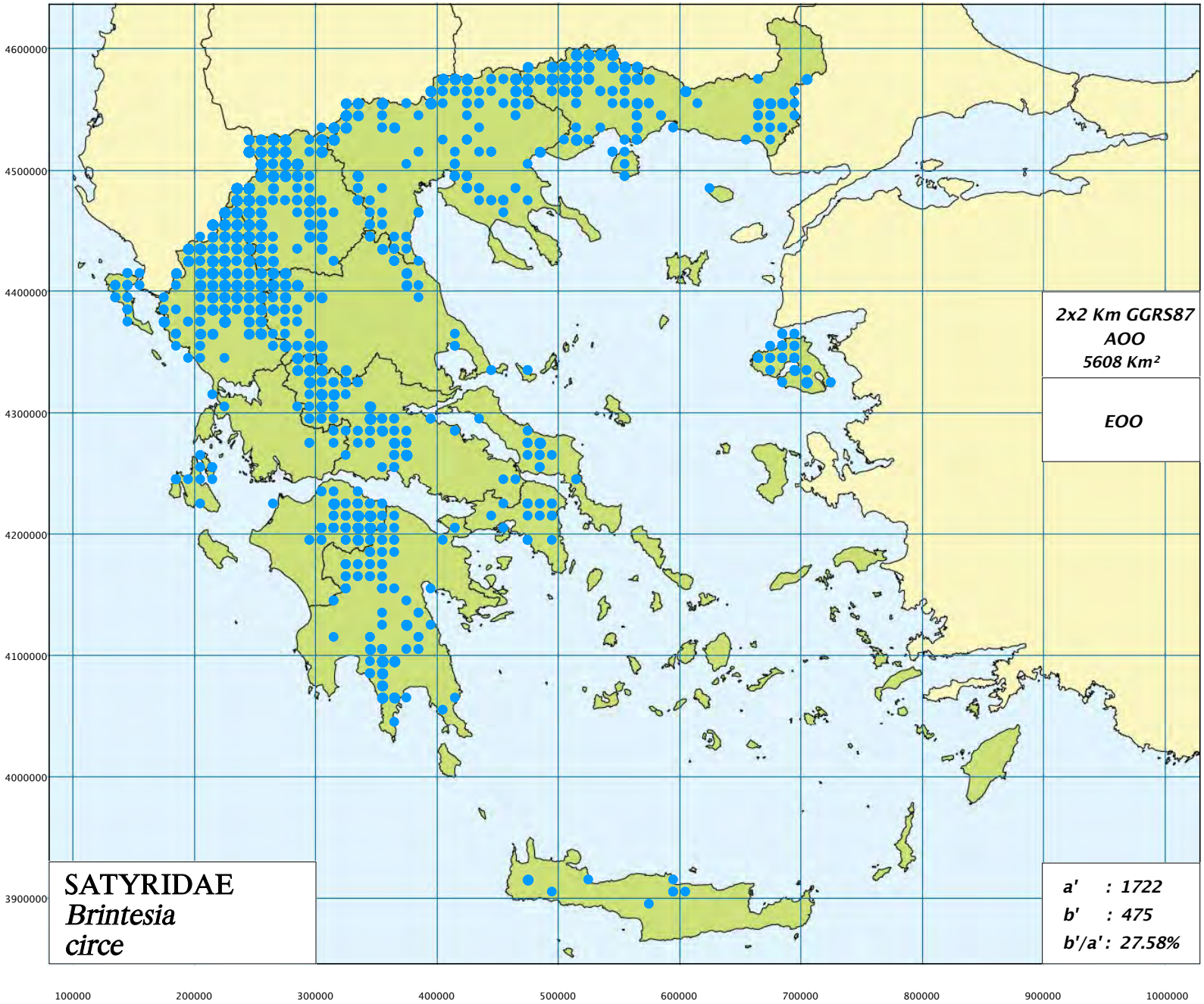
4600000
4500000
4400000
4300000
4200000
4100000
4000000
3900000
100000
200000
300000
400000
500000
600000
700000
800000
900000
1000000
2x2 Km GGRS87
AOO
5608 Km²
EOO
SATYRIDAE
Brintesia
circe
a' : 1722
b' : 475
b'/a' : 27.58%

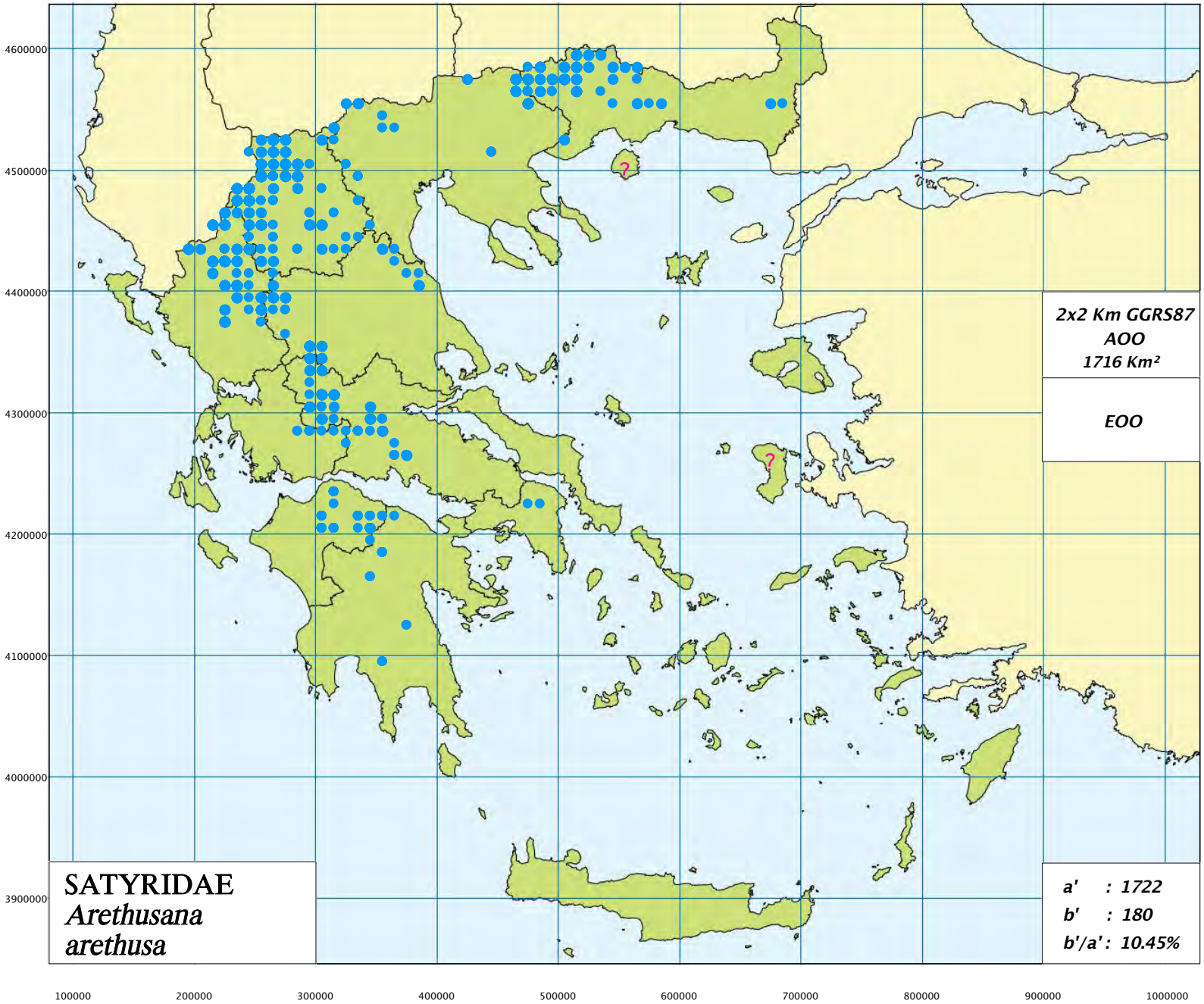
4600000
4500000
4400000
4300000
4200000
4100000
4000000
3900000
100000
200000
300000
400000
500000
600000
700000
800000
900000
1000000
2x2 Km GGRS87
AOO
1716 Km²
EOO
SATYRIDAE
Arethusana
arethusa
a' : 1722
b' : 180
b'/a' : 10.45%

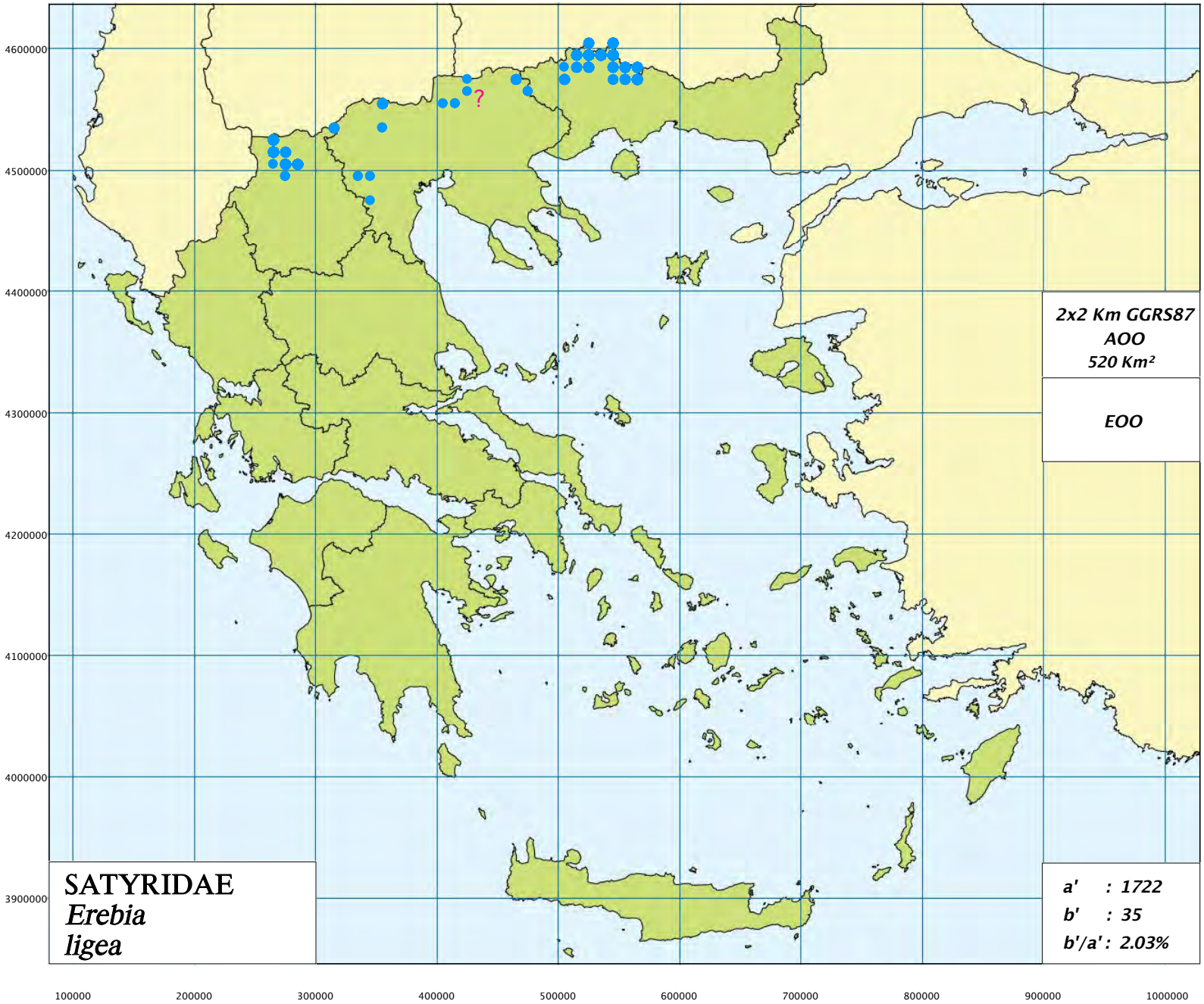
4600000
4500000
4400000
4300000
4200000
4100000
4000000
3900000
100000
200000
300000
400000
500000
600000
700000
800000
900000
1000000
?
2x2 Km GGRS87
AOO
520 Km²
EOO
SATYRIDAE
Erebia
ligea
a' : 1722
b' : 35
b'/a' : 2.03%


4600000
4500000
4400000
4300000
4200000
4100000
4000000
3900000
100000
200000
300000
400000
500000
600000
700000
800000
900000
1000000
2x2 Km GGRS87
AOO
404 Km²
EOO
SATYRIDAE
Erebia
euryale
a' : 1722
b' : 33
b'/a' : 1.91%


4600000
4500000
4400000
4300000
4200000
4100000
4000000
3900000
100000
200000
300000
400000
500000
600000
700000
800000
900000
1000000
?
2x2 Km GGRS87
AOO
344 Km²
EOO
SATYRIDAE
Erebia
aethiops
a' : 1722
b' : 17
b'/a' : 0.98%

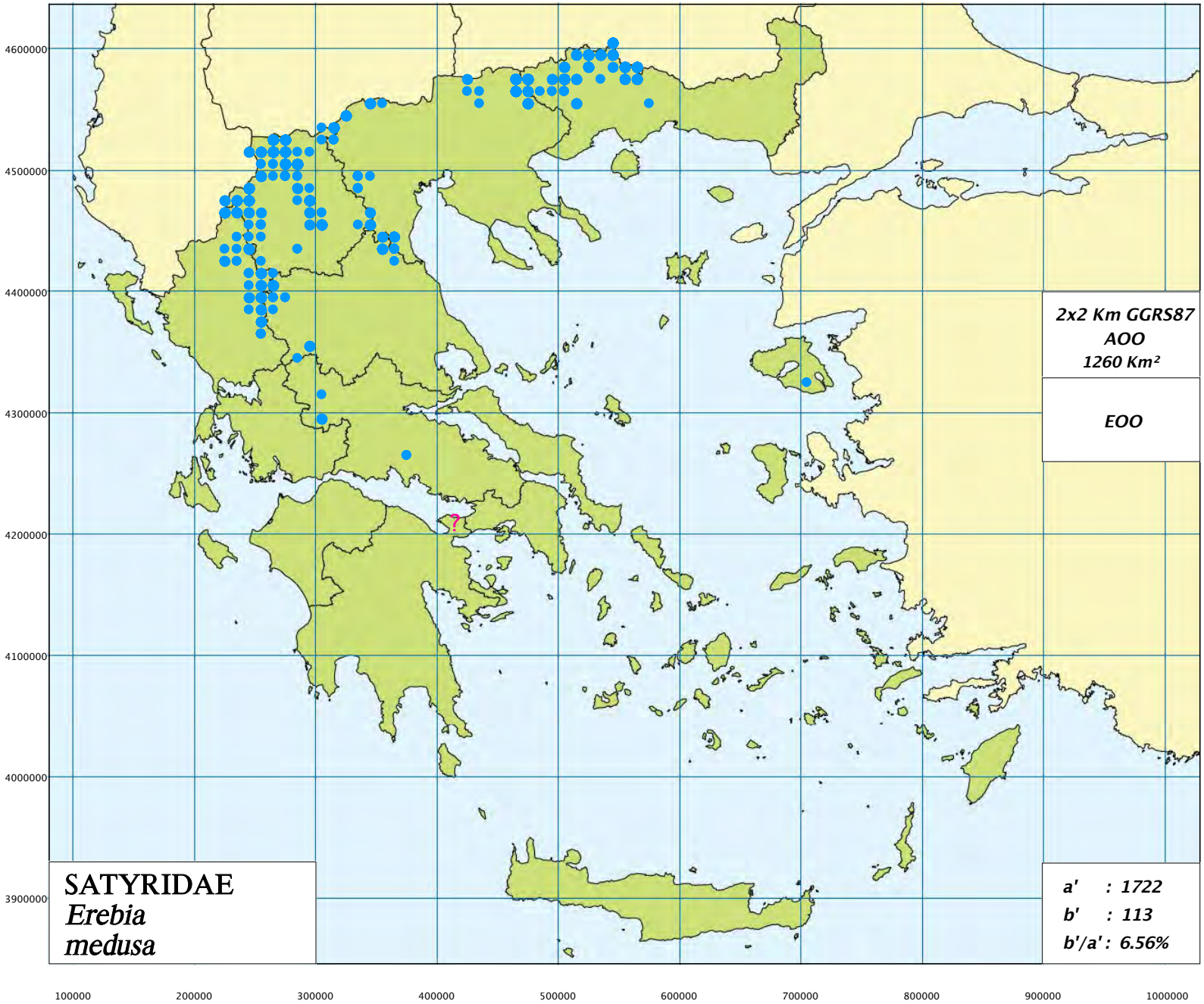
4600000
4500000
4400000
4300000
4200000
4100000
4000000
3900000
100000
200000
300000
400000
500000
600000
700000
800000
900000
1000000
?
2x2 Km GGRS87
AOO
1260 Km²
EOO
SATYRIDAE
Erebia
medusa
a' : 1722
b' : 113
b'/a' : 6.56%


4600000
4500000
4400000
4300000
4200000
4100000
4000000
3900000
100000
200000
300000
400000
500000
600000
700000
800000
900000
1000000
2x2 Km GGRS87
AOO
44 Km²
EOO
SATYRIDAE
Erebia
epiphron
a' : 1722
b' : 4
b'/a' : 0.23%

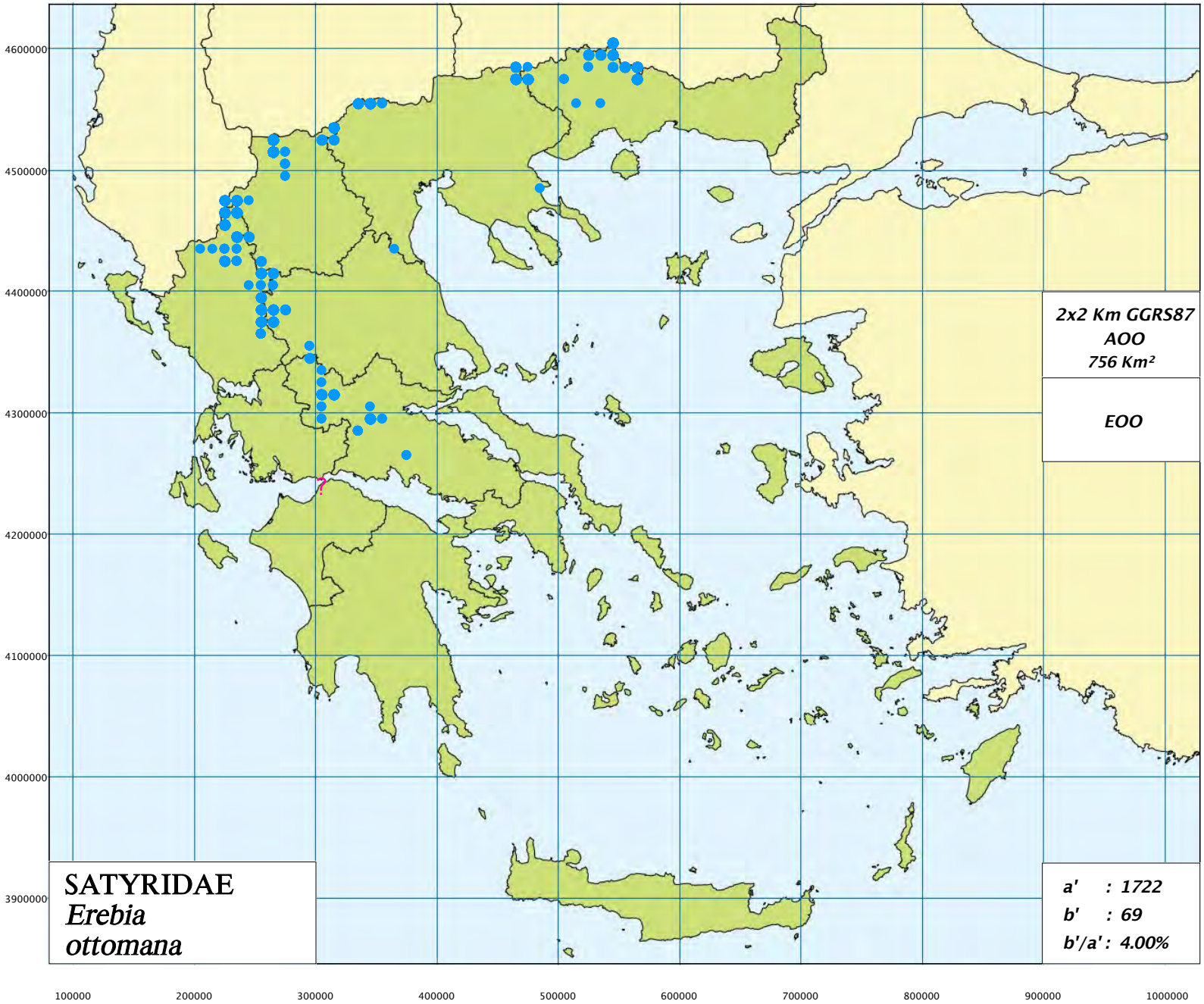
4600000
4500000
4400000
4300000
4200000
4100000
4000000
3900000
100000
200000
300000
400000
500000
600000
700000
800000
900000
1000000
?
2x2 Km GGRS87
AOO
756 Km²
EOO
SATYRIDAE
Erebia
ottomana
a' : 1722
b' : 69
b'/a' : 4.00%


4600000
4500000
4400000
4300000
4200000
4100000
4000000
3900000
100000
200000
300000
400000
500000
600000
700000
800000
900000
1000000
?
?
2x2 Km GGRS87
AOO
40 Km²
EOO
SATYRIDAE
Erebia
neleus
a' : 1722
b' : 3
b'/a' : 0.17%


4600000
4500000
4400000
4300000
4200000
4100000
4000000
3900000
100000
200000
300000
400000
500000
600000
700000
800000
900000
1000000
?
2x2 Km GGRS87
AOO
172 Km²
EOO
SATYRIDAE
Erebia
oeme
a' : 1722
b' : 23
b'/a' : 1.33%


4600000
4500000
4400000
4300000
4200000
4100000
4000000
3900000
100000
200000
300000
400000
500000
600000
700000
800000
900000
1000000
?
?
2x2 Km GGRS87
AOO
52 Km²
EOO
SATYRIDAE
Erebia
rhodopensis
a' : 1722
b' : 5
b'/a' : 0.29%

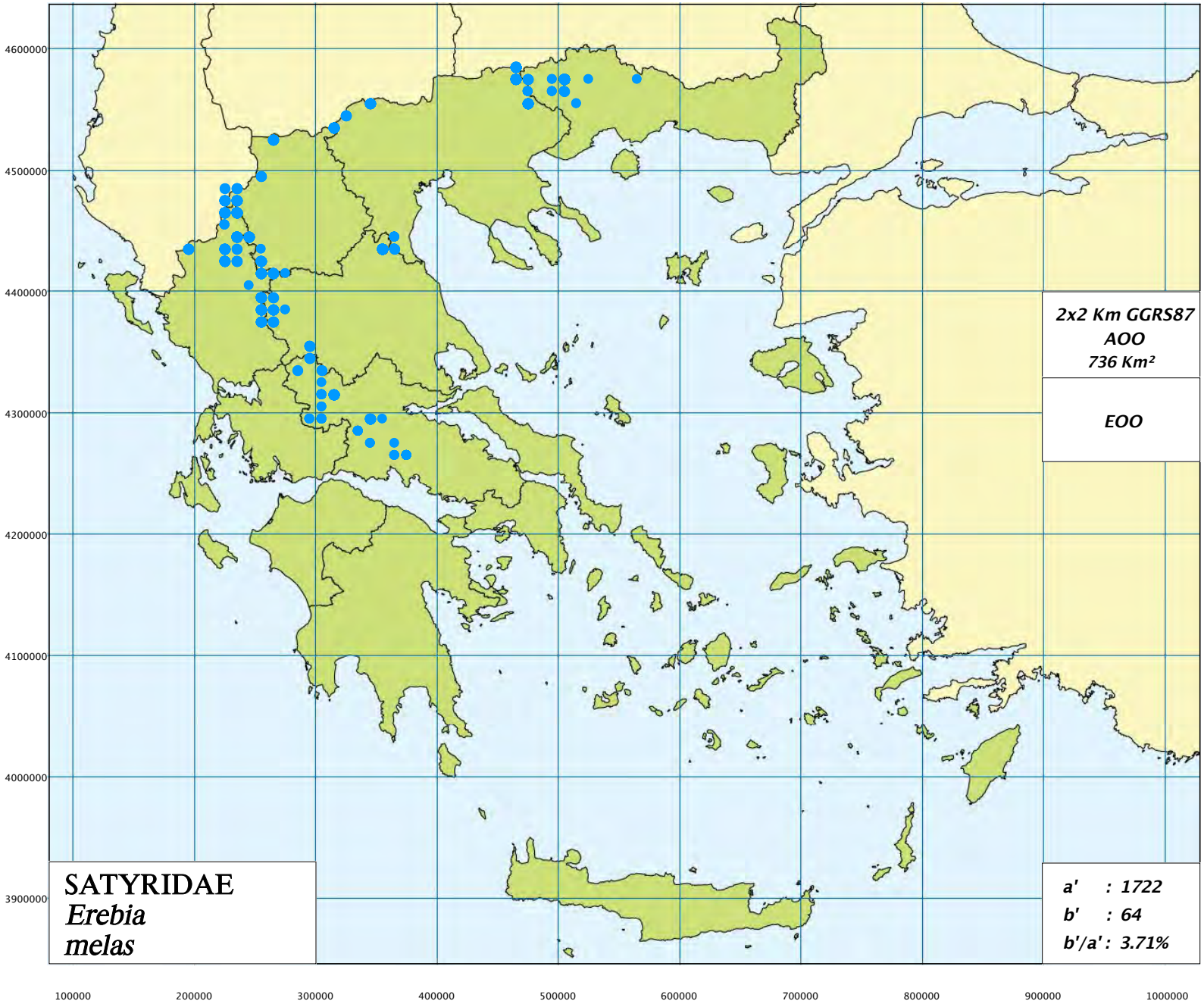
4600000
4500000
4400000
4300000
4200000
4100000
4000000
3900000
100000
200000
300000
400000
500000
600000
700000
800000
900000
1000000
2x2 Km GGRS87
AOO
736 Km²
EOO
SATYRIDAE
Erebia
melas
a' : 1722
b' : 64
b'/a' : 3.71%


4600000
4500000
4400000
4300000
4200000
4100000
4000000
3900000
100000
200000
300000
400000
500000
600000
700000
800000
900000
1000000
2x2 Km GGRS87
AOO
344 Km²
EOO
SATYRIDAE
Proterebia
phegea
a' : 1722
b' : 22
b'/a' : 1.27%


4600000
4500000
4400000
4300000
4200000
4100000
4000000
3900000
100000
200000
300000
400000
500000
600000
700000
800000
900000
1000000
2x2 Km GGRS87
AOO
88 Km²
EOO
SATYRIDAE
Ypthima
asterope
a' : 1722
b' : 13
b'/a' : 0.75%

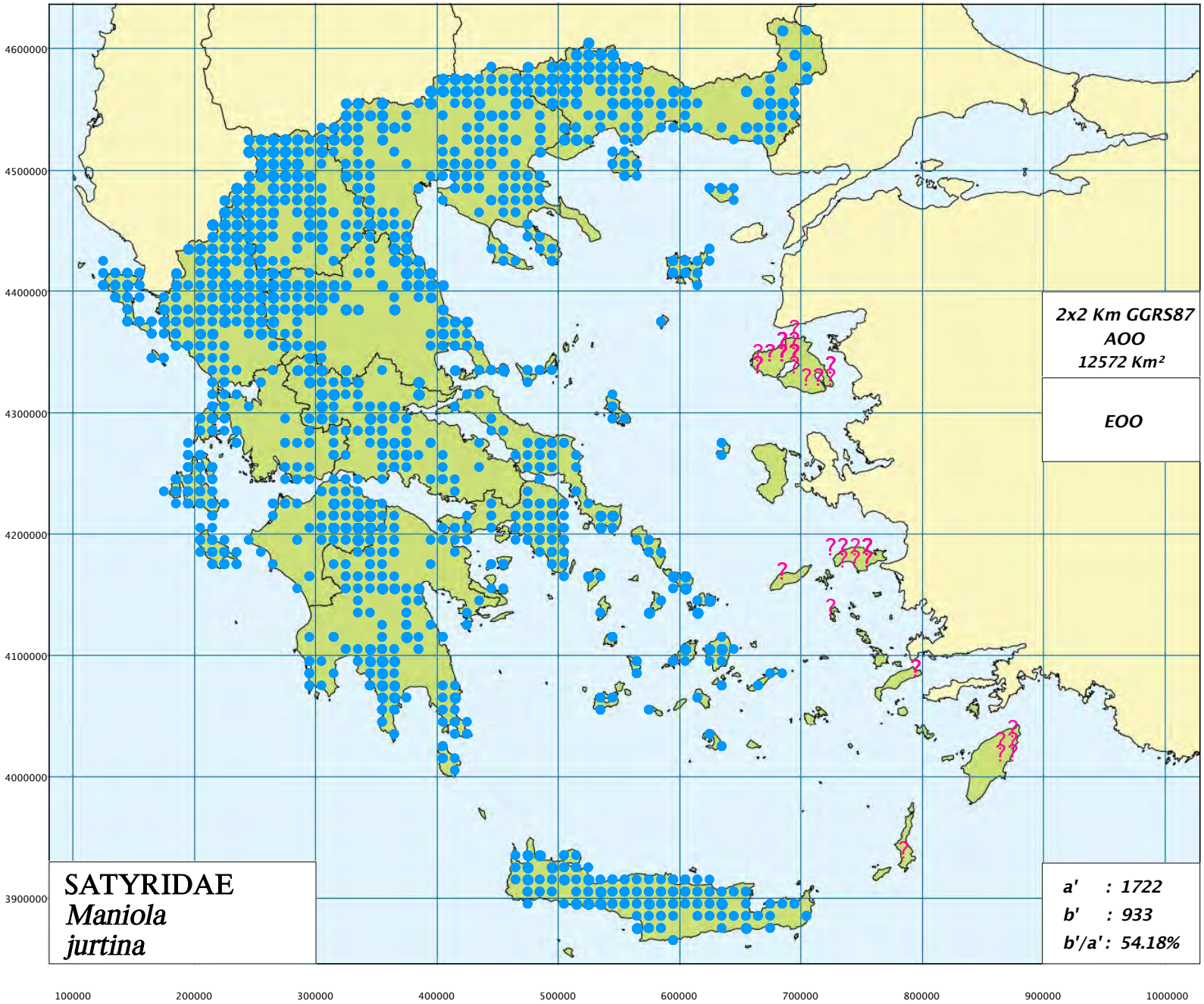
4600000
4500000
4400000
4300000
4200000
4100000
4000000
3900000
100000
200000
300000
400000
500000
600000
700000
800000
900000
1000000
2x2 Km GGRS87
AOO
12572 Km²
EOO
SATYRIDAE
Maniola
jurtina
a' : 1722
b' : 933
b'/a' : 54.18%


4600000
4500000
4400000
4300000
4200000
4100000
4000000
3900000
100000
200000
300000
400000
500000
600000
700000
800000
900000
1000000
2x2 Km GGRS87
AOO
36 Km²
EOO
SATYRIDAE
Maniola
halicarnassus
a' : 1722
b' : 1
b'/a' : 0.05%

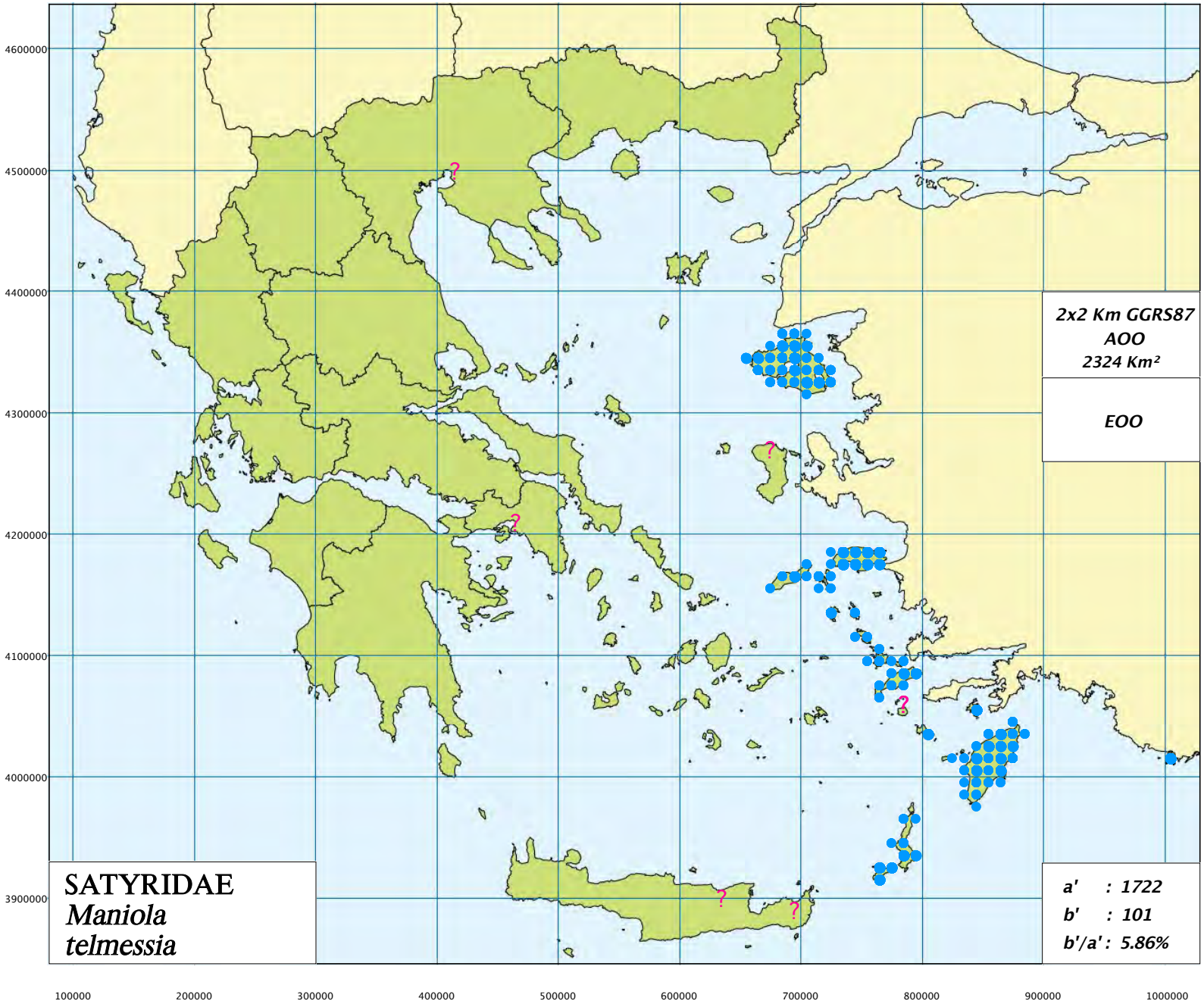
4600000
4500000
4400000
4300000
4200000
4100000
4000000
3900000
100000
200000
300000
400000
500000
600000
700000
800000
900000
1000000
2x2 Km GGRS87
AOO
2324 Km²
EOO
SATYRIDAE
Maniola
telmessia
a' : 1722
b' : 101
b'/a' : 5.86%


4600000
4500000
4400000
4300000
4200000
4100000
4000000
3900000
100000
200000
300000
400000
500000
600000
700000
800000
900000
1000000
2x2 Km GGRS87
AOO
256 Km²
EOO
SATYRIDAE
Maniola
chia
a' : 1722
b' : 15
b'/a' : 0.87%


4600000
4500000
4400000
4300000
4200000
4100000
4000000
3900000
100000
200000
300000
400000
500000
600000
700000
800000
900000
1000000
2x2 Km GGRS87
AOO
172 Km²
EOO
SATYRIDAE
Maniola
megala
a' : 1722
b' : 14
b'/a' : 0.81%

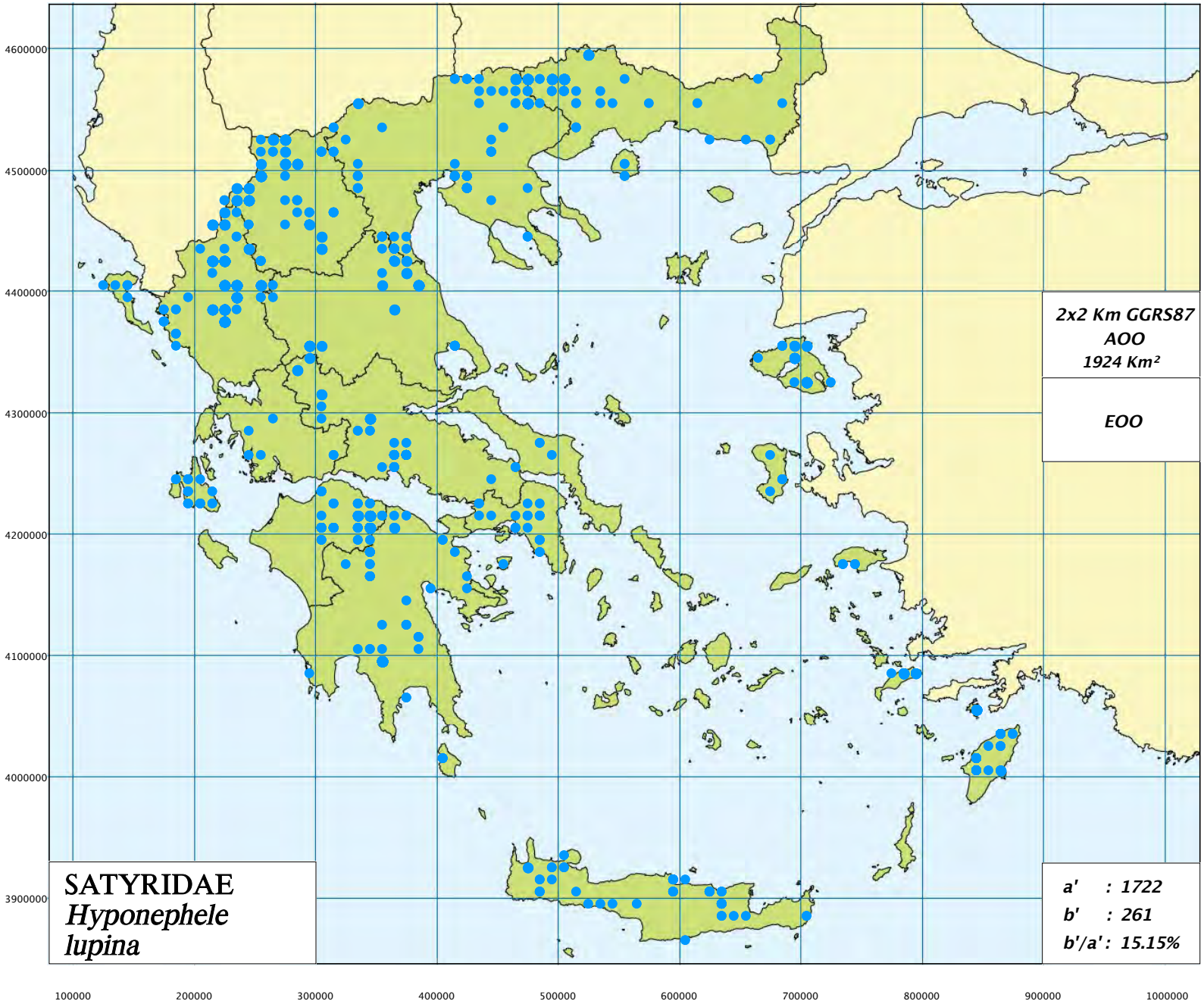
4600000
4500000
4400000
4300000
4200000
4100000
4000000
3900000
100000
200000
300000
400000
500000
600000
700000
800000
900000
1000000
2x2 Km GGRS87
AOO
1924 Km²
EOO
SATYRIDAE
Hyponephele
lupina
a' : 1722
b' : 261
b'/a' : 15.15%

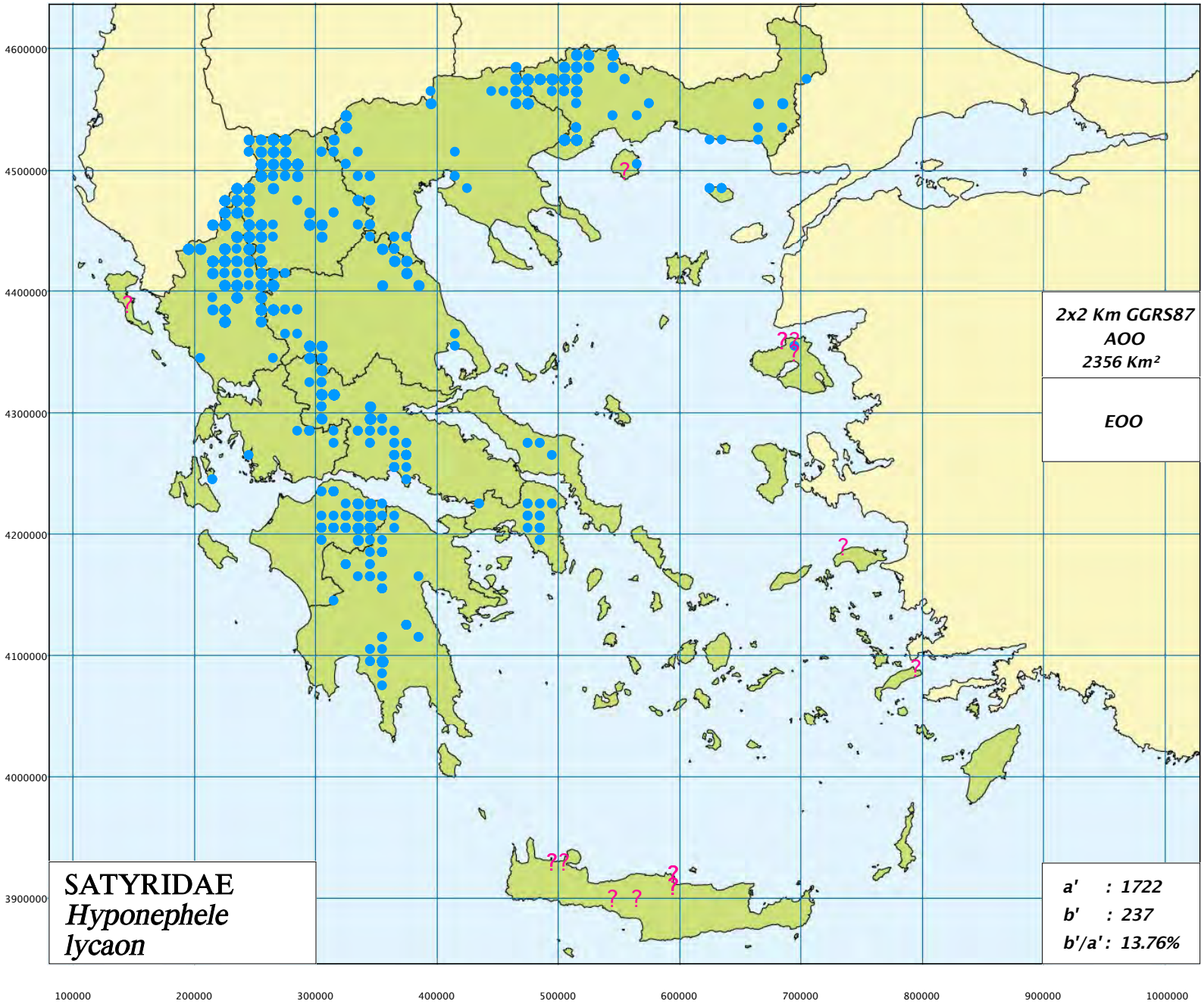
4600000
4500000
4400000
4300000
4200000
4100000
4000000
3900000
100000
200000
300000
400000
500000
600000
700000
800000
900000
1000000
2x2 Km GGRS87
AOO
2356 Km²
EOO
SATYRIDAE
Hyponephele
lycaon
a' : 1722
b' : 237
b'/a' : 13.76%

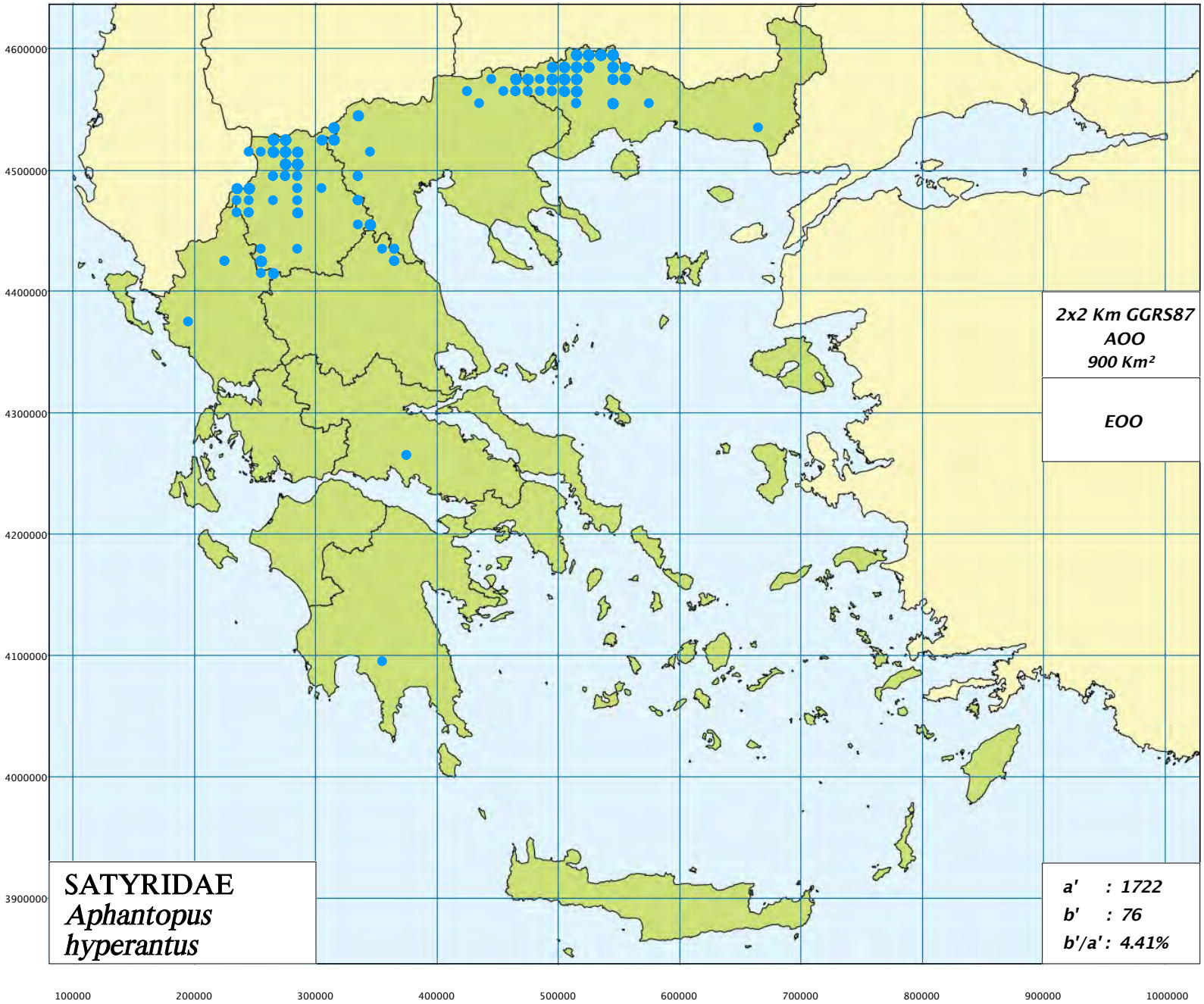
4600000
4500000
4400000
4300000
4200000
4100000
4000000
3900000
100000
200000
300000
400000
500000
600000
700000
800000
900000
1000000
2x2 Km GGRS87
AOO
900 Km²
EOO
SATYRIDAE
Aphantopus
hyperantus
a' : 1722
b' : 76
b'/a' : 4.41%

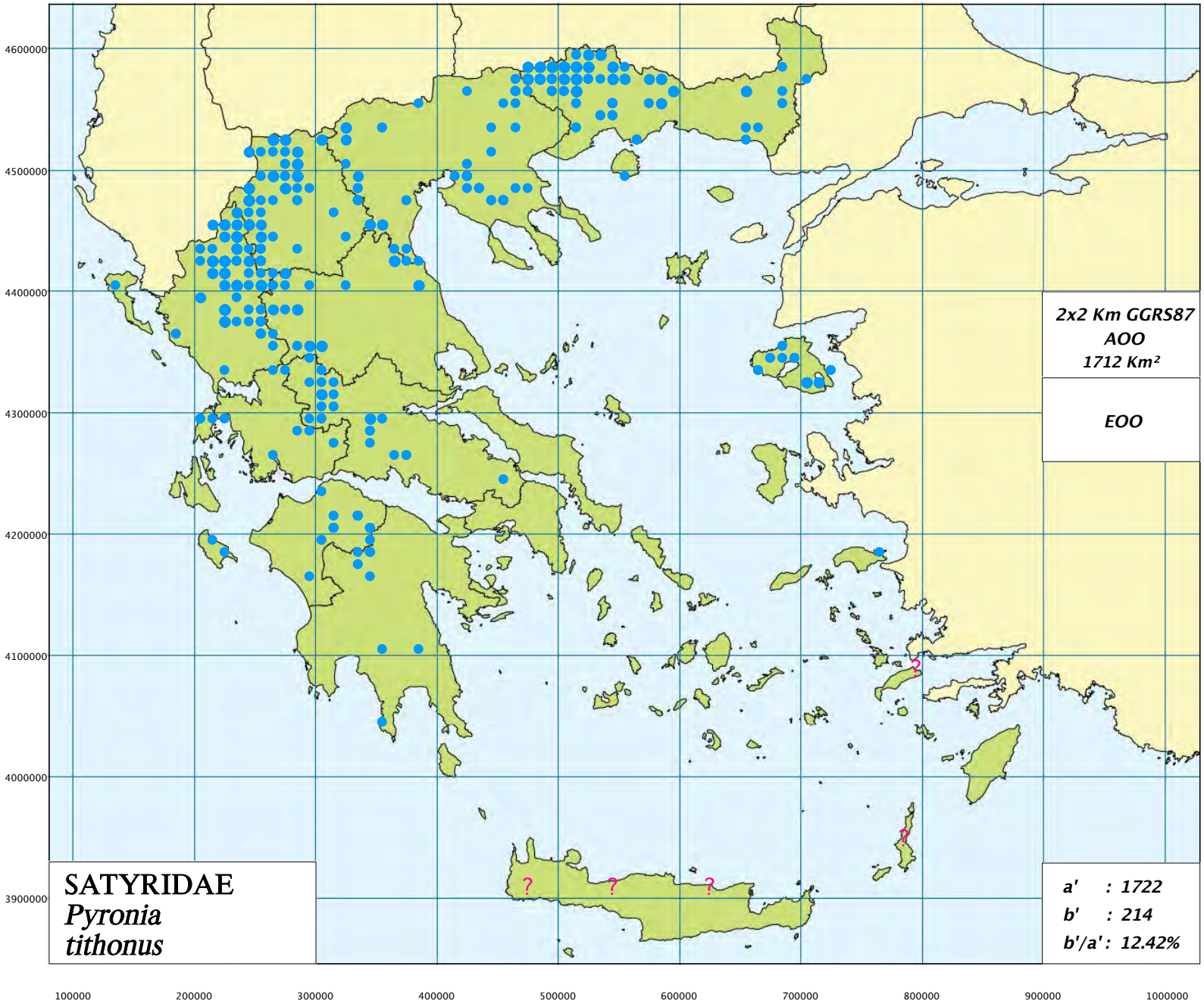
4600000
4500000
4400000
4300000
4200000
4100000
4000000
3900000
100000
200000
300000
400000
500000
600000
700000
800000
900000
1000000
2x2 Km GGRS87
AOO
1712 Km²
EOO
SATYRIDAE
Pyronia
tithonus
a' : 1722
b' : 214
b'/a' : 12.42%


4600000
4500000
4400000
4300000
4200000
4100000
4000000
3900000
100000
200000
300000
400000
500000
600000
700000
800000
900000
1000000
2x2 Km GGRS87
AOO
472 Km²
EOO
SATYRIDAE
Pyronia
cecilia
a' : 1722
b' : 85
b'/a' : 4.93%


4600000
4500000
4400000
4300000
4200000
4100000
4000000
3900000
100000
200000
300000
400000
500000
600000
700000
800000
900000
1000000
2x2 Km GGRS87
AOO
1208 Km²
EOO
SATYRIDAE
Coenonympha
thyrsis
a' : 1722
b' : 94
b'/a' : 5.45%

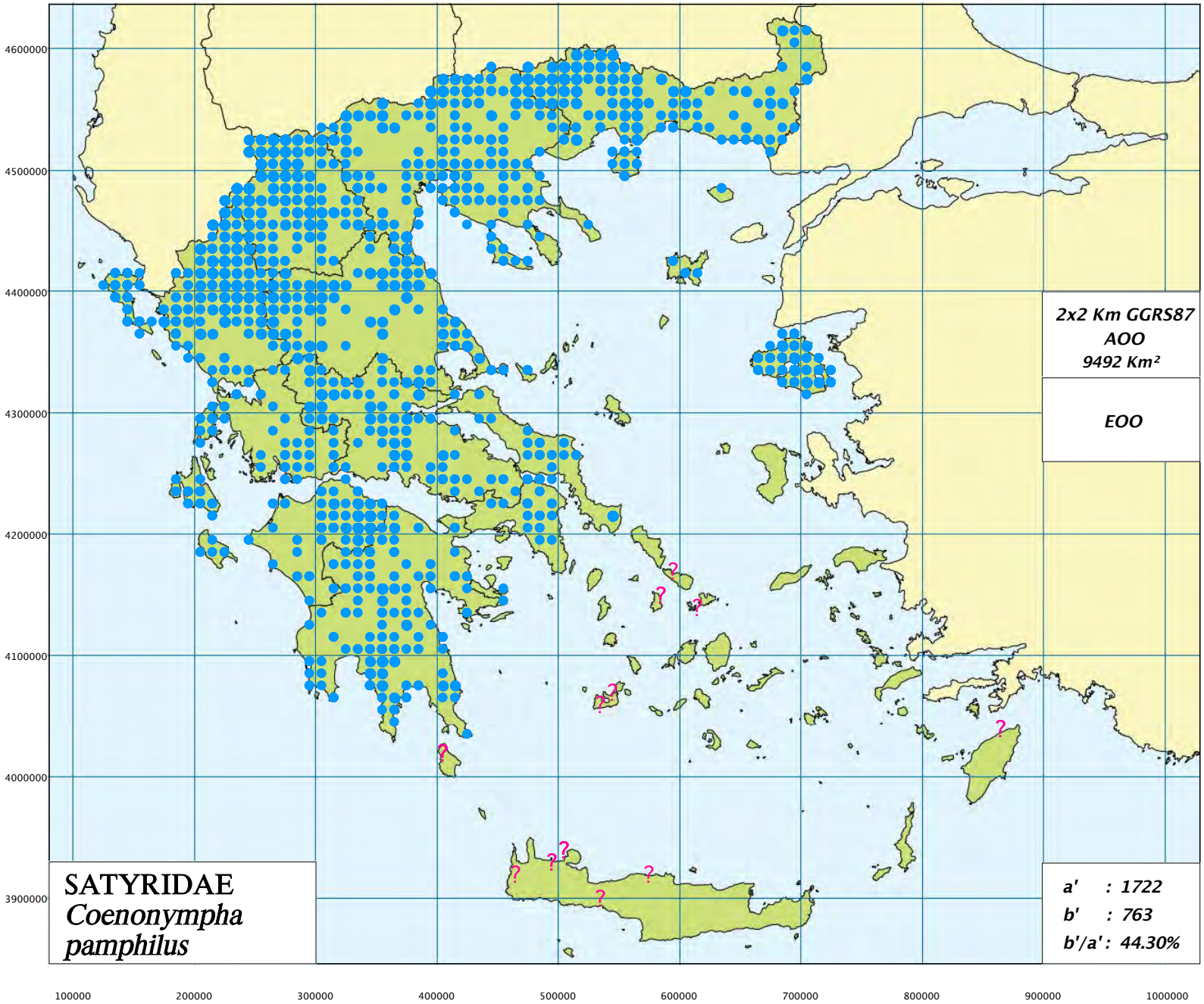
4600000
4500000
4400000
4300000
4200000
4100000
4000000
3900000
100000
200000
300000
400000
500000
600000
700000
800000
900000
1000000
2x2 Km GGRS87
AOO
9492 Km²
EOO
SATYRIDAE
Coenonympha
pamphilus
a' : 1722
b' : 763
b'/a' : 44.30%

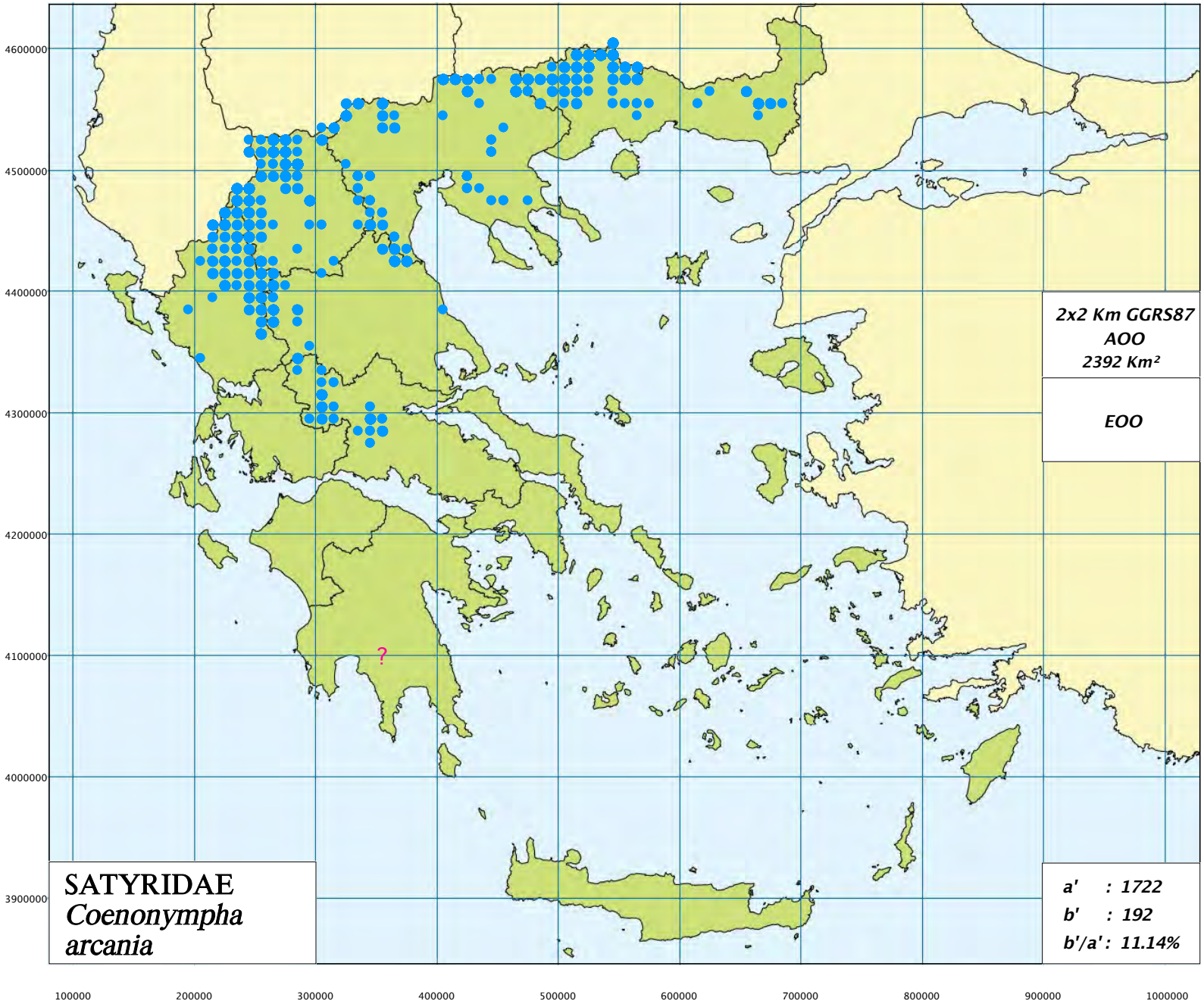
4600000
4500000
4400000
4300000
4200000
4100000
4000000
3900000
100000
200000
300000
400000
500000
600000
700000
800000
900000
1000000
?
2x2 Km GGRS87
AOO
2392 Km²
EOO
SATYRIDAE
Coenonympha
arcania
a' : 1722
b' : 192
b'/a' : 11.14%


4600000
4500000
4400000
4300000
4200000
4100000
4000000
3900000
100000
200000
300000
400000
500000
600000
700000
800000
900000
1000000
2x2 Km GGRS87
AOO
152 Km²
EOO
SATYRIDAE
Coenonympha orientalis
a' : 1722
b' : 20
b'/a' : 1.16%

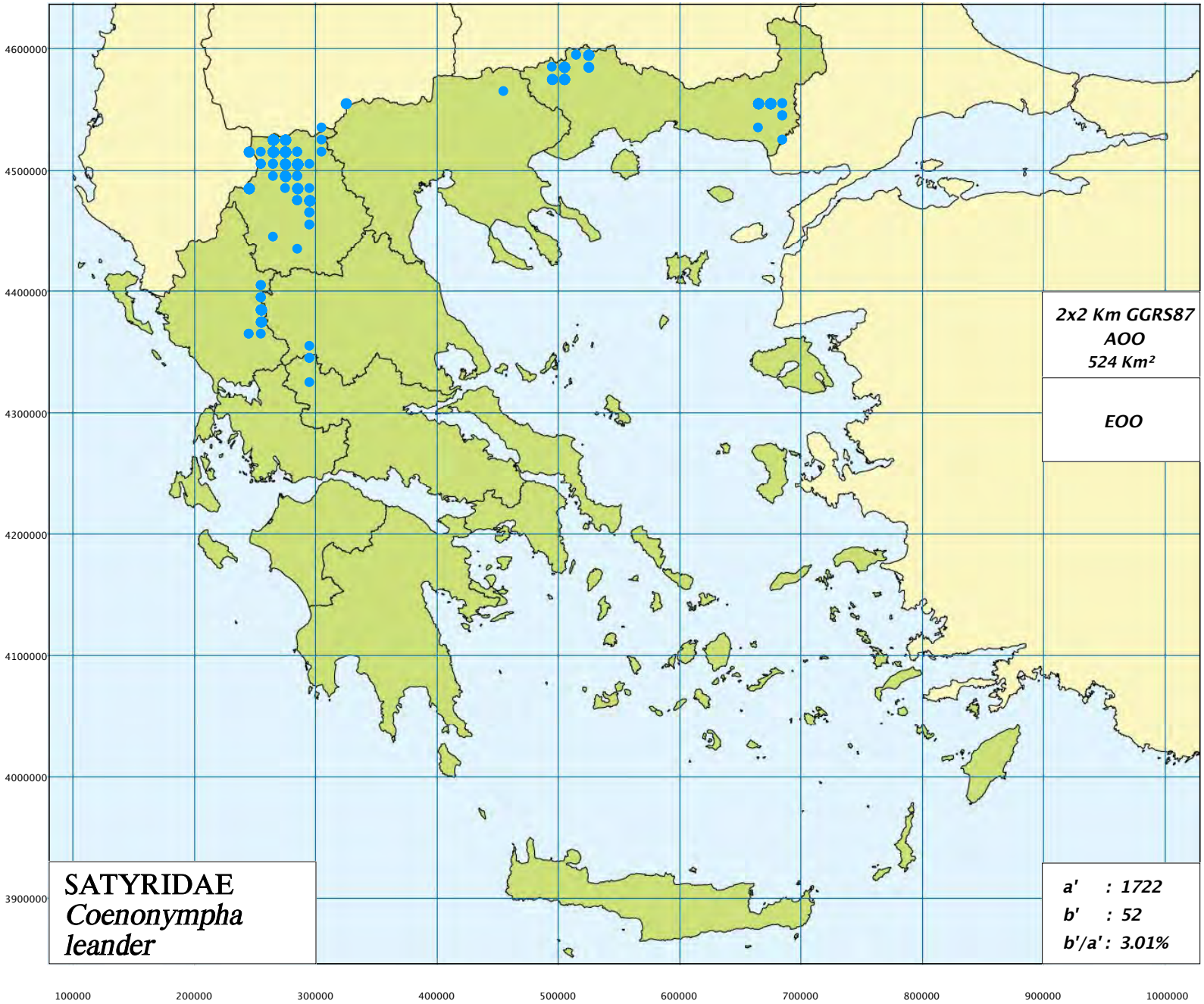
4600000
4500000
4400000
4300000
4200000
4100000
4000000
3900000
100000
200000
300000
400000
500000
600000
700000
800000
900000
1000000
2x2 Km GGRS87
AOO
524 Km²
EOO
SATYRIDAE
Coenonympha
leander
a' : 1722
b' : 52
b'/a' : 3.01%


4600000
4500000
4400000
4300000
4200000
4100000
4000000
3900000
100000
200000
300000
400000
500000
600000
700000
800000
900000
1000000
?
?
2x2 Km GGRS87
AOO
88 Km²
EOO
SATYRIDAE
Coenonympha
glycerion
a' : 1722
b' : 7
b'/a' : 0.40%


4600000
4500000
4400000
4300000
4200000
4100000
4000000
3900000
100000
200000
300000
400000
500000
600000
700000
800000
900000
1000000
?
?
2x2 Km GGRS87
AOO
536 Km²
EOO
SATYRIDAE
Coenonympha
rhodopensis
a' : 1722
b' : 37
b'/a' : 2.14%

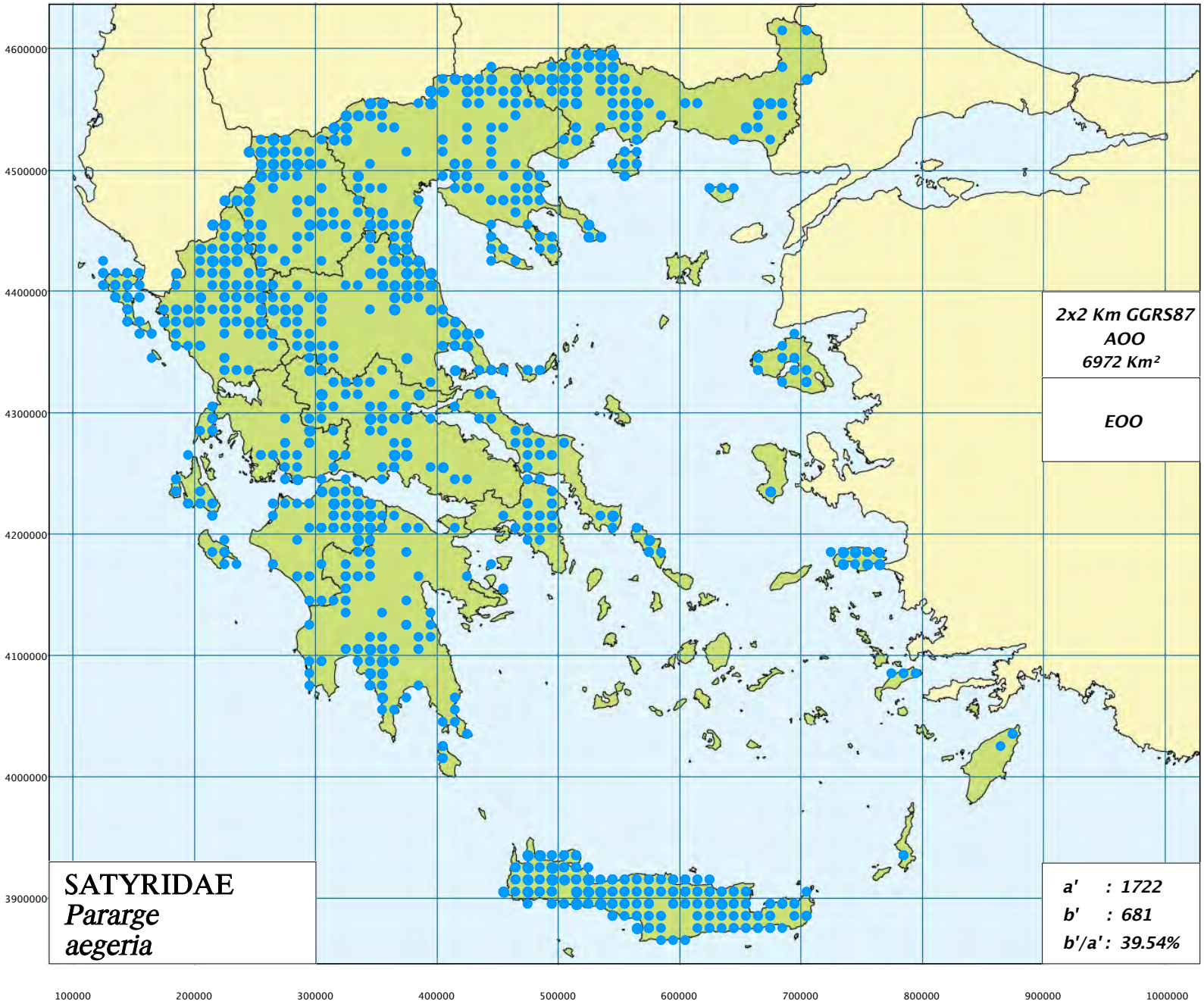
4600000
4500000
4400000
4300000
4200000
4100000
4000000
3900000
100000
200000
300000
400000
500000
600000
700000
800000
900000
1000000
2x2 Km GGRS87
AOO
6972 Km²
EOO
SATYRIDAE
Pararge
aegeria
a' : 1722
b' : 681
b'/a' : 39.54%

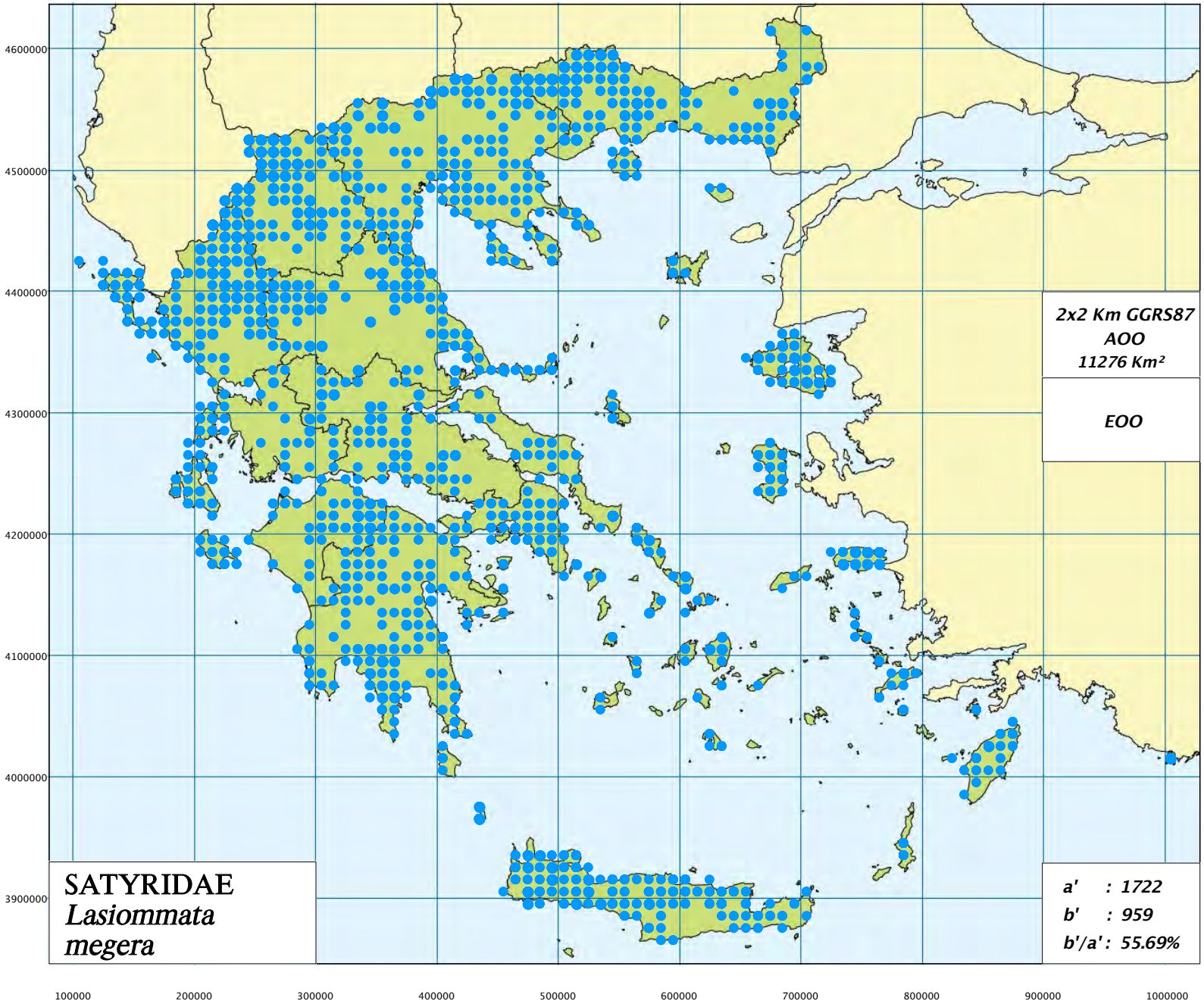
4600000
4500000
4400000
4300000
4200000
4100000
4000000
3900000
100000
200000
300000
400000
500000
600000
700000
800000
900000
1000000
2x2 Km GGRS87
AOO
11276 Km²
EOO
SATYRIDAE
Lasiommata
megera
a' : 1722
b' : 959
b'/a' : 55.69%

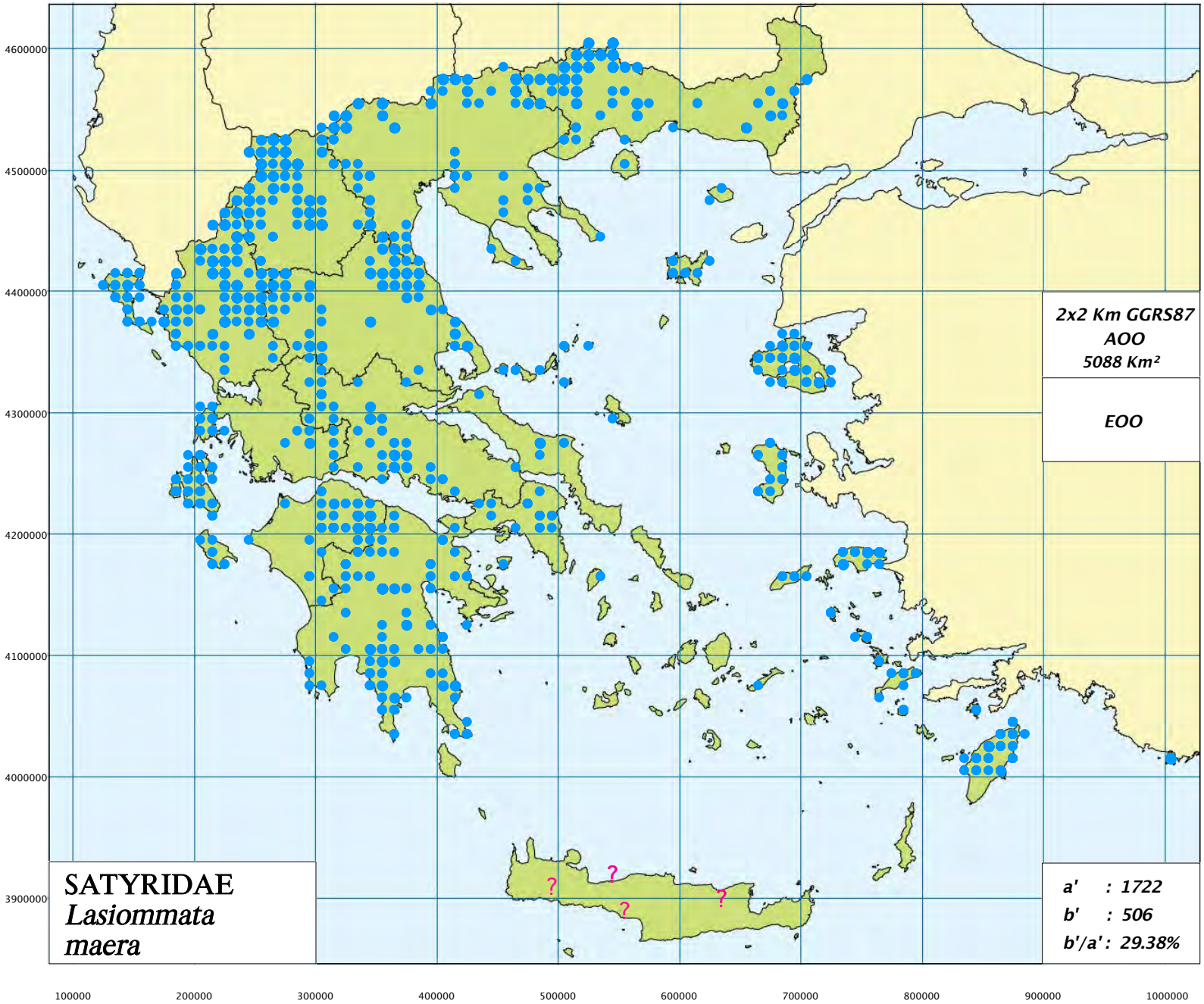
4600000
4500000
4400000
4300000
4200000
4100000
4000000
3900000
100000
200000
300000
400000
500000
600000
700000
800000
900000
1000000
2x2 Km GGRS87
AOO
5088 Km²
EOO
SATYRIDAE
Lasiommata
maera
a' : 1722
b' : 506
b'/a' : 29.38%

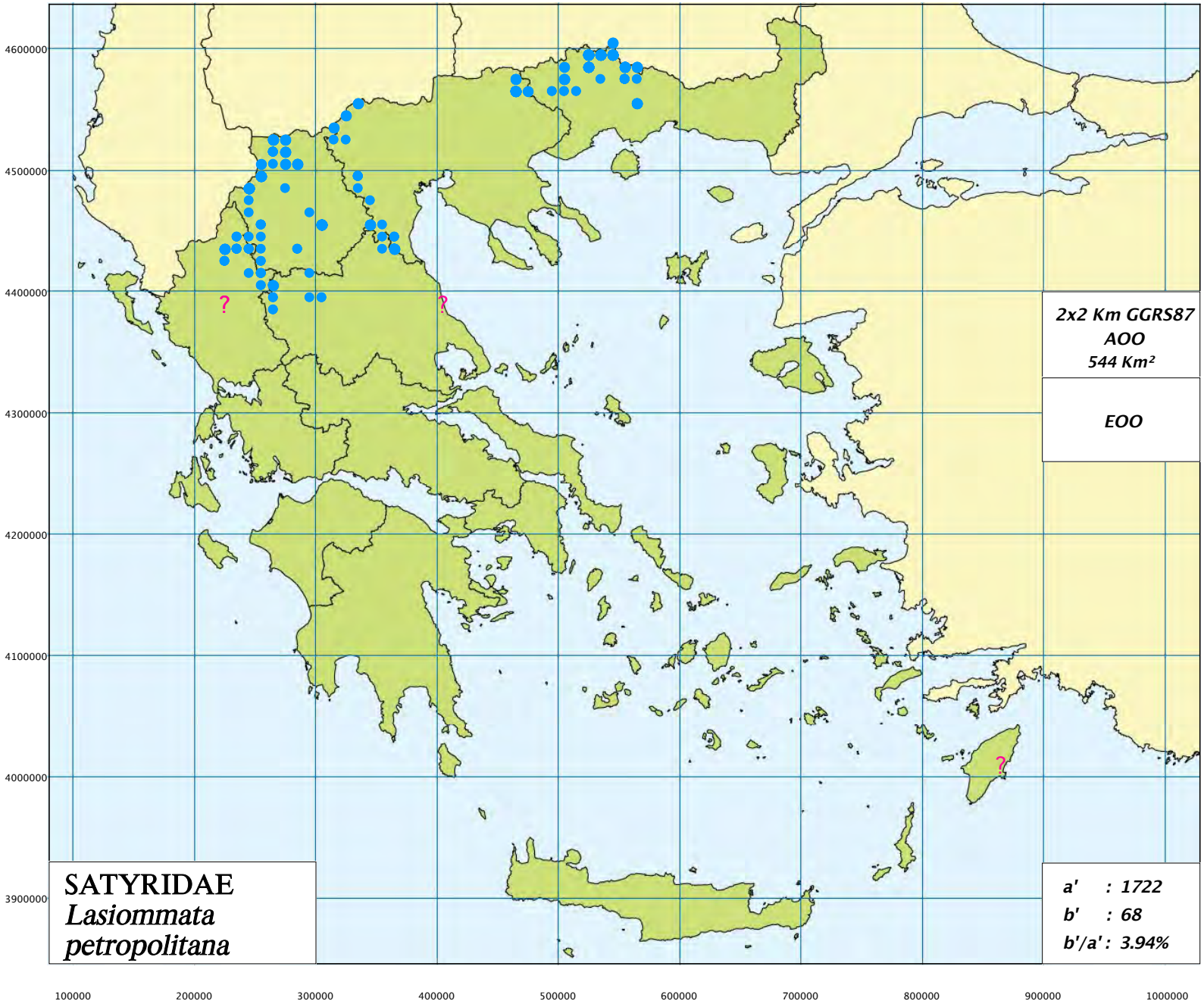
4600000
4500000
4400000
4300000
4200000
4100000
4000000
3900000
100000
200000
300000
400000
500000
600000
700000
800000
900000
1000000
2x2 Km GGRS87
AOO
544 Km²
EOO
SATYRIDAE
Lasiommata
petropolitana
a' : 1722
b' : 68
b'/a' : 3.94%


4600000
4500000
4400000
4300000
4200000
4100000
4000000
3900000
100000
200000
300000
400000
500000
600000
700000
800000
900000
1000000
2x2 Km GGRS87
AOO
224 Km²
EOO
SATYRIDAE
Kirinia
climene
a' : 1722
b' : 30
b'/a' : 1.74%

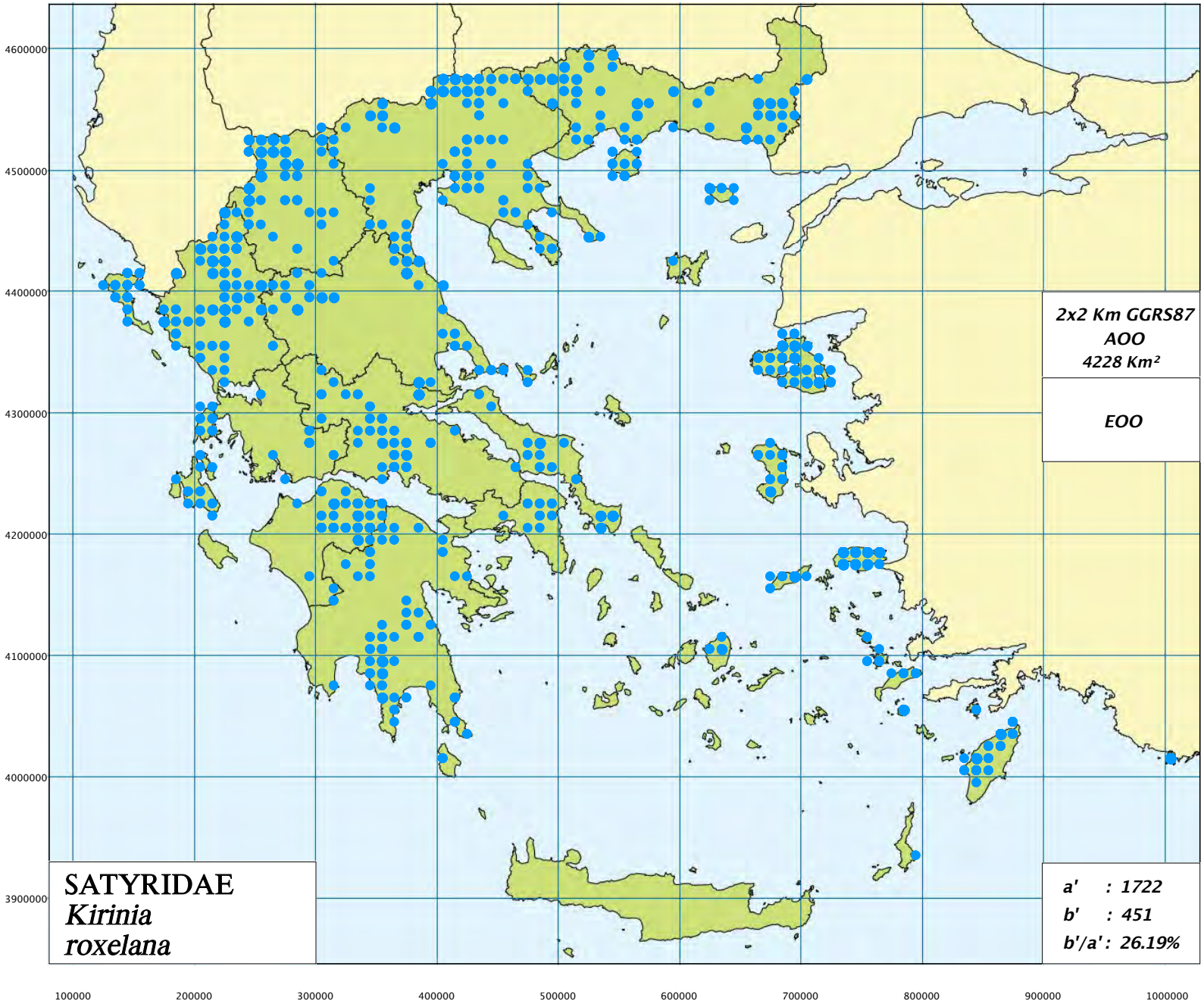
4600000
4500000
4400000
4300000
4200000
4100000
4000000
3900000
100000
200000
300000
400000
500000
600000
700000
800000
900000
1000000
2x2 Km GGRS87
AOO
4228 Km²
EOO
SATYRIDAE
Kirinia
roxelana
a' : 1722
b' : 451
b'/a' : 26.19%

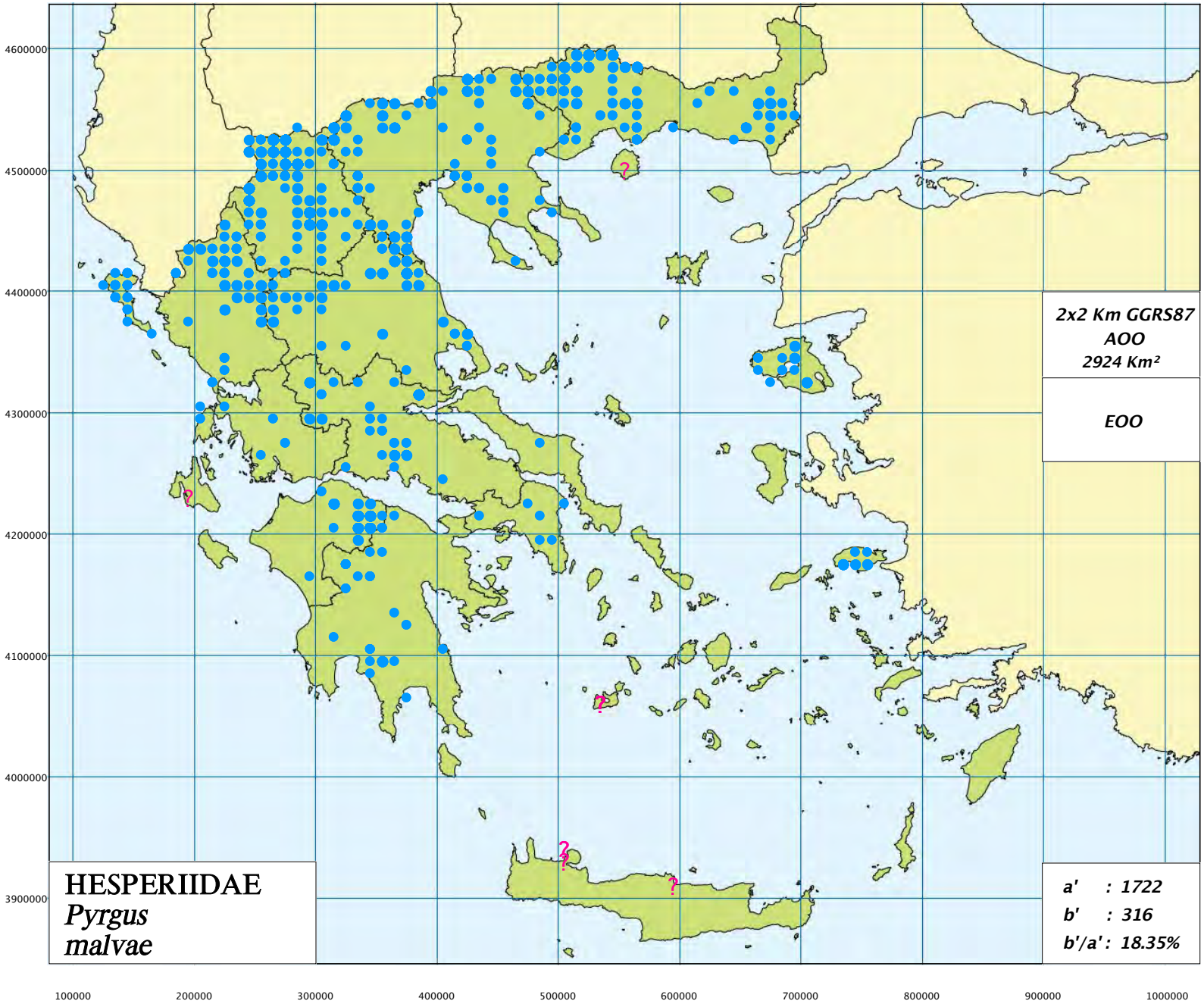
4600000
4500000
4400000
4300000
4200000
4100000
4000000
3900000
100000
200000
300000
400000
500000
600000
700000
800000
900000
1000000
2x2 Km GGRS87
AOO
2924 Km²
EOO
HESPERIIDAE
Pyrgus
malvae
a' : 1722
b' : 316
b'/a' : 18.35%

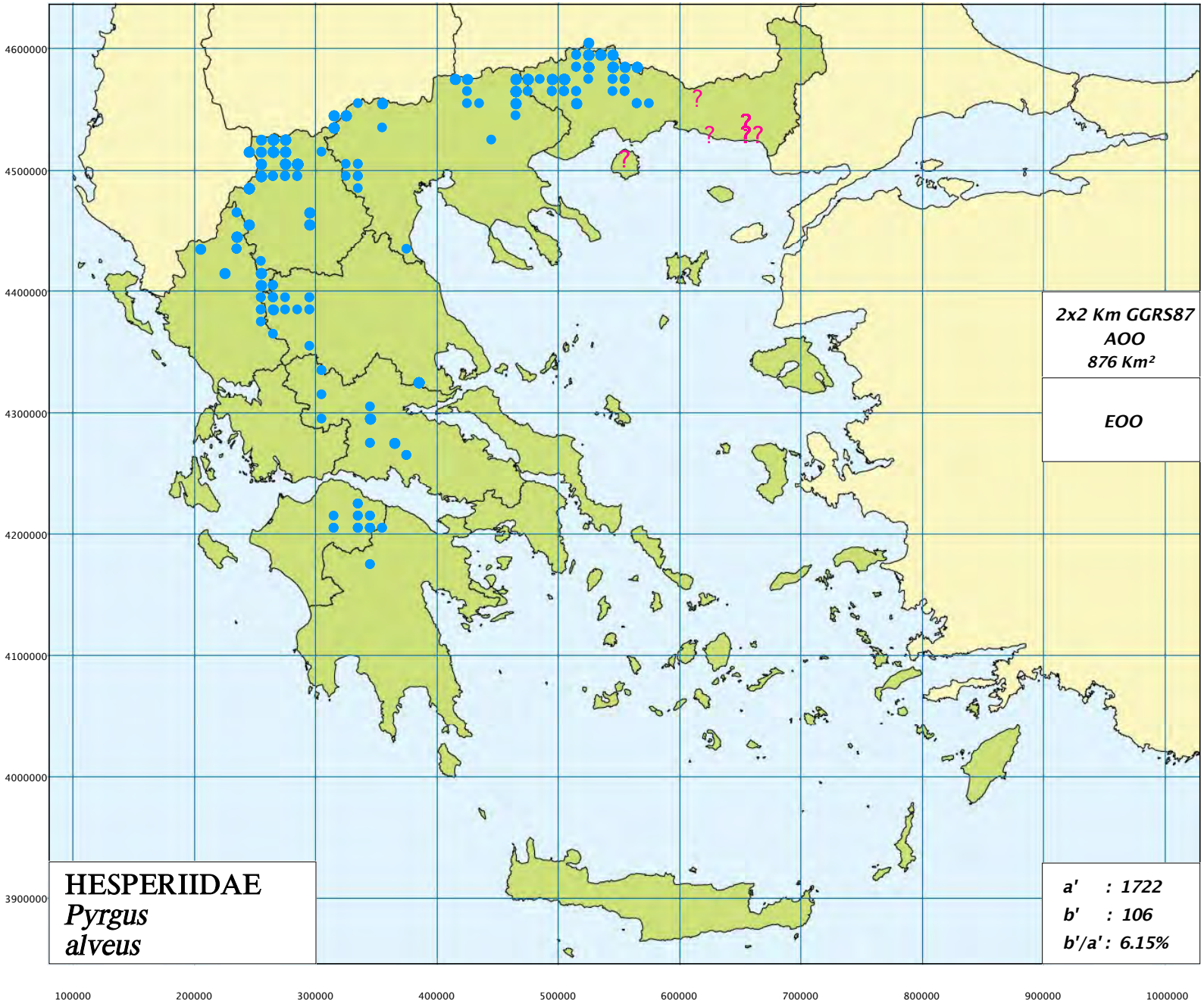
4600000
4500000
4400000
4300000
4200000
4100000
4000000
3900000
100000
200000
300000
400000
500000
600000
700000
800000
900000
1000000
2x2 Km GGRS87
AOO
876 Km²
EOO
HESPERIIDAE
Pyrgus
alveus
a' : 1722
b' : 106
b'/a' : 6.15%

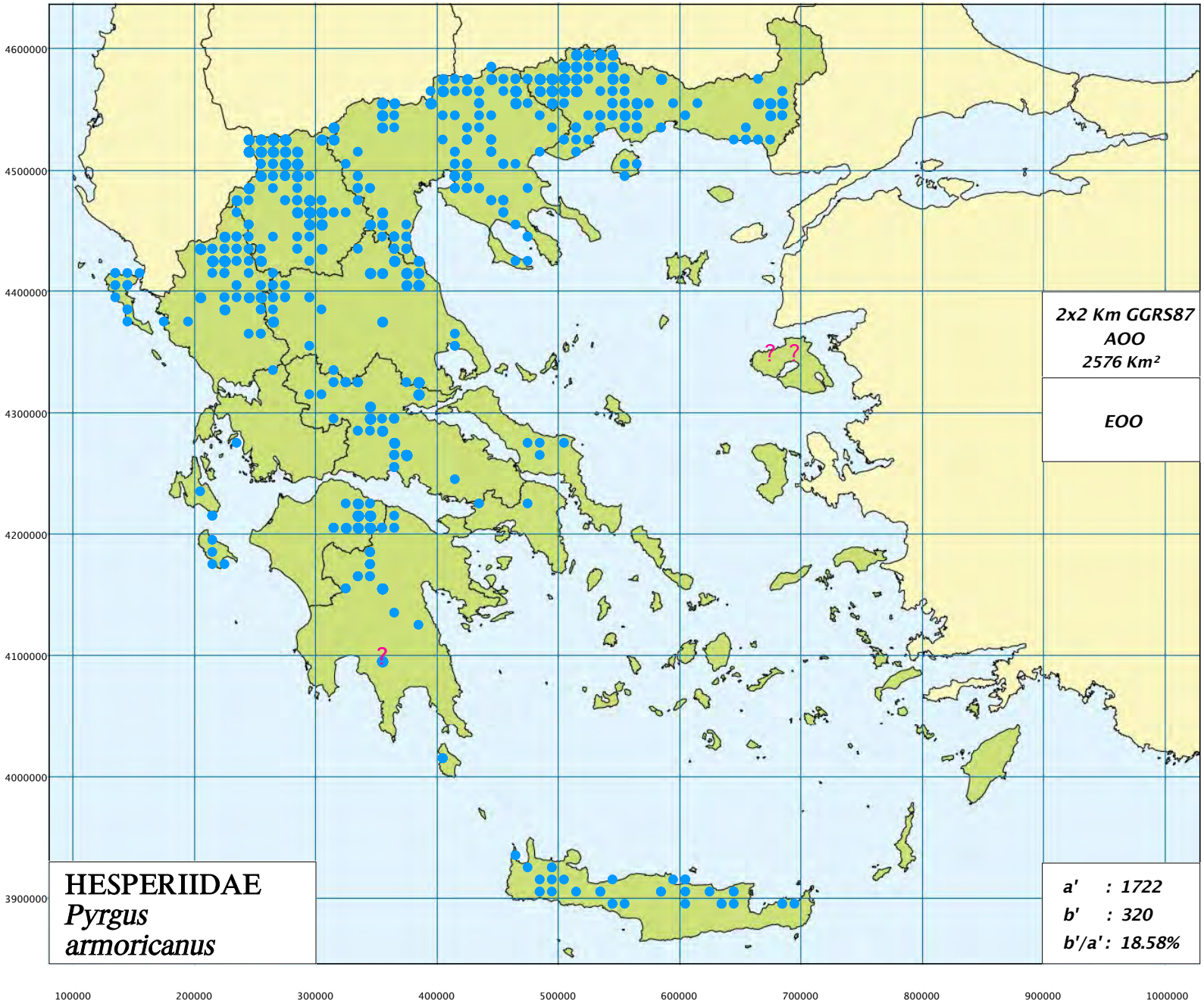
4600000
4500000
4400000
4300000
4200000
4100000
4000000
3900000
100000
200000
300000
400000
500000
600000
700000
800000
900000
1000000
2x2 Km GGRS87
AOO
2576 Km²
EOO
HESPERIIDAE
Pyrgus
armoricanus
a' : 1722
b' : 320
b'/a' : 18.58%

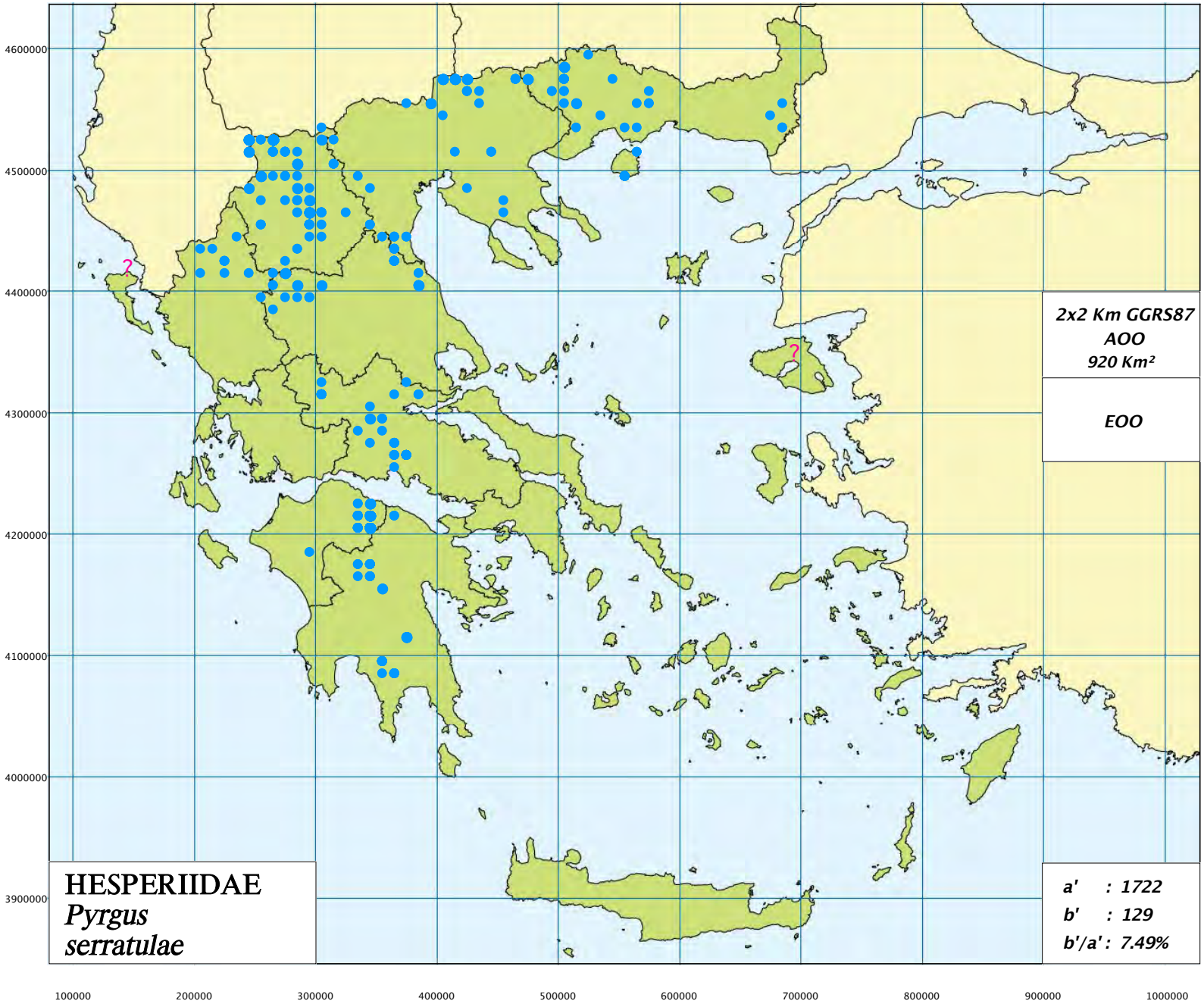
4600000
4500000
4400000
4300000
4200000
4100000
4000000
3900000
100000
200000
300000
400000
500000
600000
700000
800000
900000
1000000
2x2 Km GGRS87
AOO
920 Km²
EOO
HESPERIIDAE
Pyrgus
serratulae
a' : 1722
b' : 129
b'/a' : 7.49%

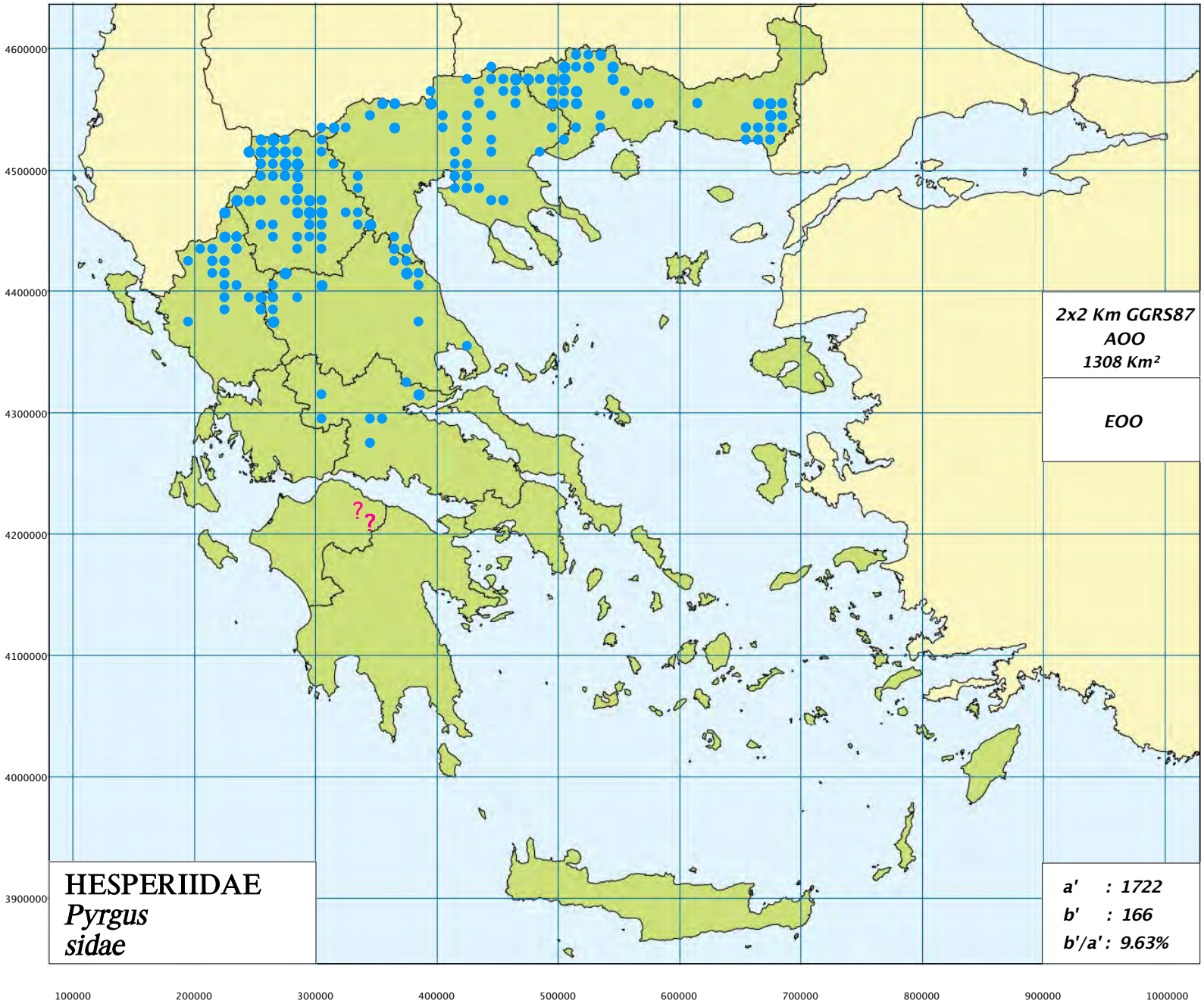
4600000
4500000
4400000
4300000
4200000
4100000
4000000
3900000
100000
200000
300000
400000
500000
600000
700000
800000
900000
1000000
2x2 Km GGRS87
AOO
1308 Km²
EOO
HESPERIIDAE
Pyrgus
sidae
a' : 1722
b' : 166
b'/a' : 9.63%

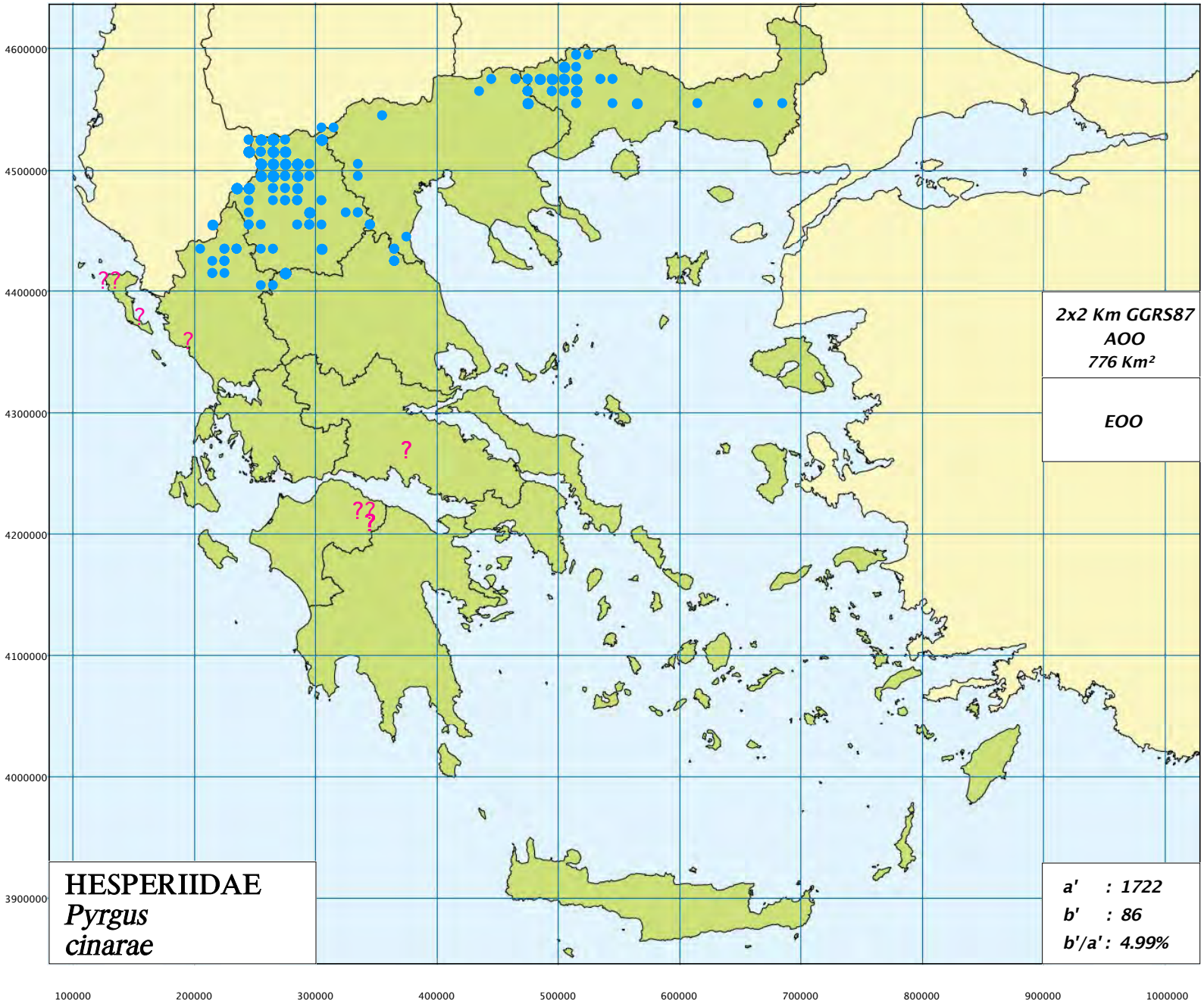
4600000
4500000
4400000
4300000
4200000
4100000
4000000
3900000
100000
200000
300000
400000
500000
600000
700000
800000
900000
1000000
2x2 Km GGRS87
AOO
776 Km²
EOO
HESPERIIDAE
Pyrgus
cinarae
a' : 1722
b' : 86
b'/a' : 4.99%

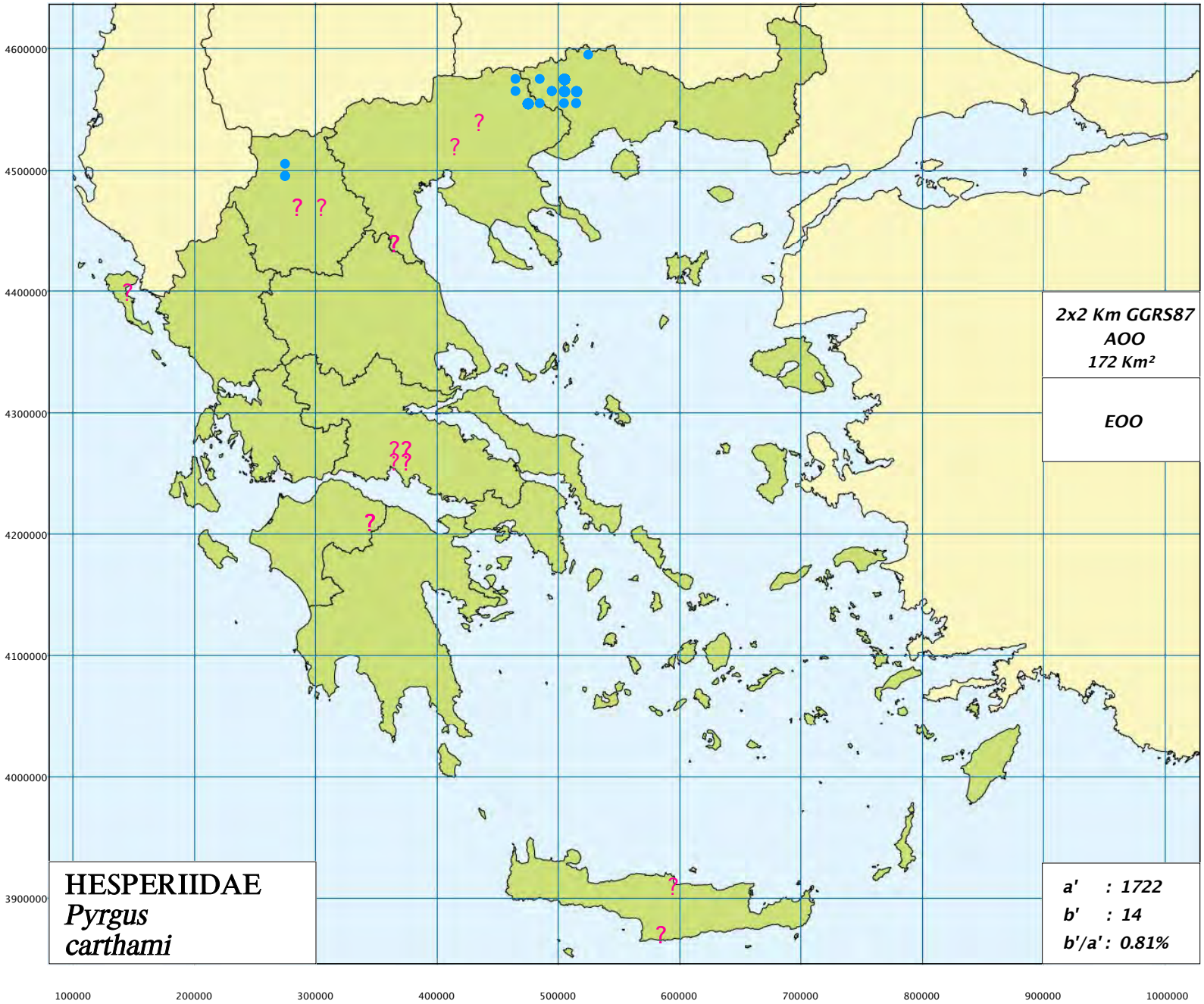
4600000
4500000
4400000
4300000
4200000
4100000
4000000
3900000
100000
200000
300000
400000
500000
600000
700000
800000
900000
1000000
2x2 Km GGRS87
AOO
172 Km²
EOO
HESPERIIDAE
Pyrgus
carthami
a' : 1722
b' : 14
b'/a' : 0.81%

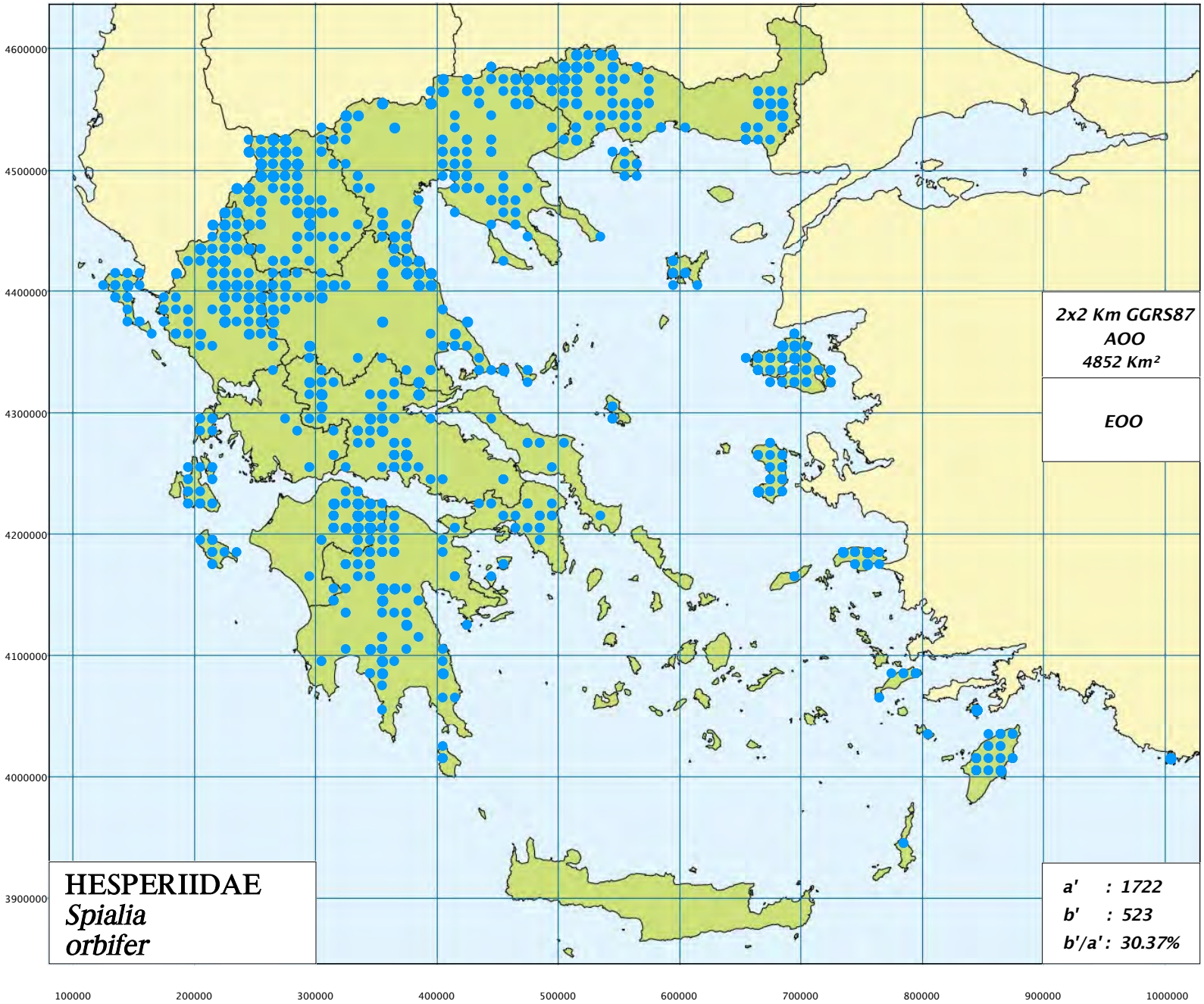
4600000
4500000
4400000
4300000
4200000
4100000
4000000
3900000
100000
200000
300000
400000
500000
600000
700000
800000
900000
1000000
2x2 Km GGRS87
AOO
4852 Km²
EOO
HESPERIIDAE
Spialia
orbifer
a' : 1722
b' : 523
b'/a' : 30.37%

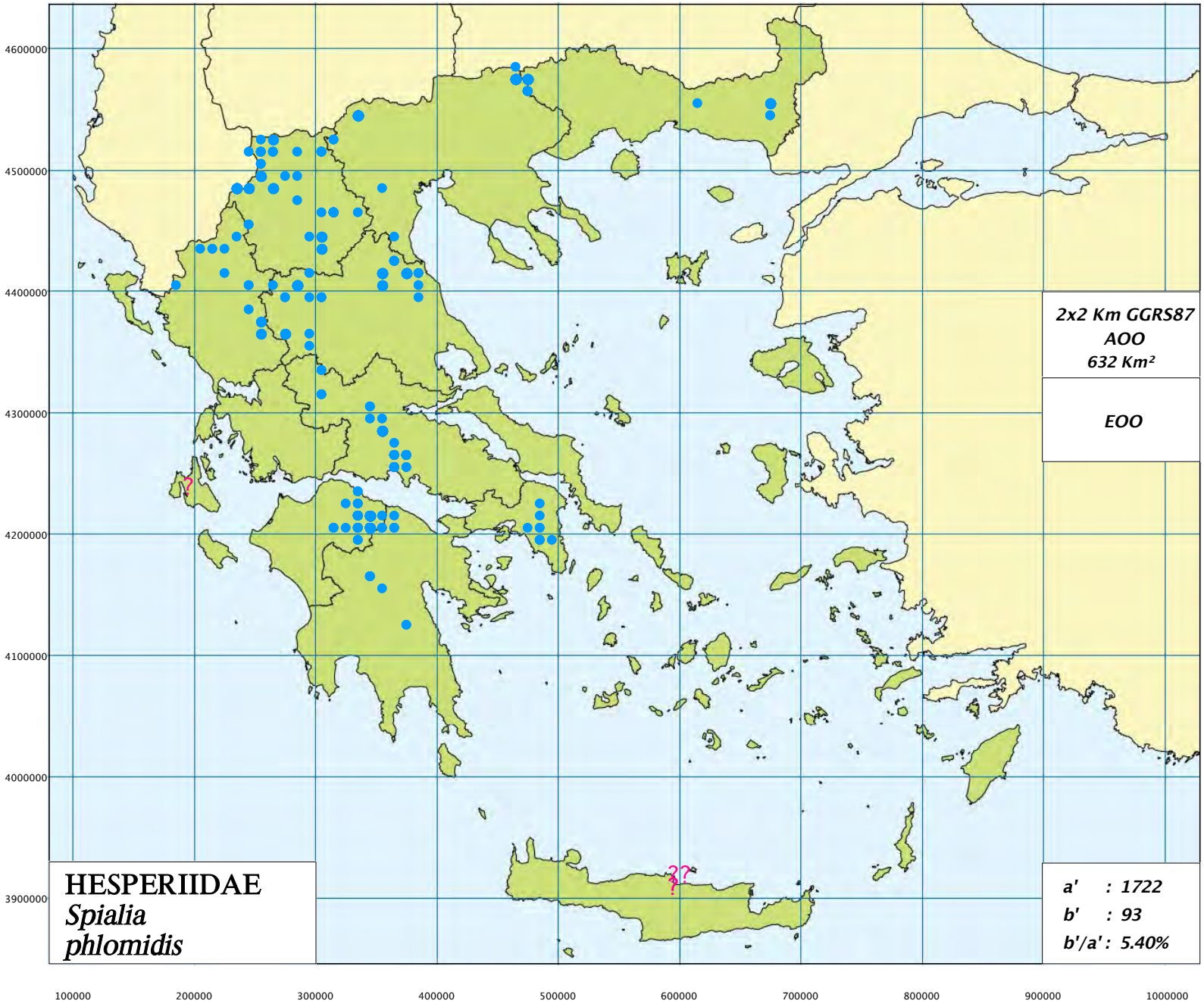
4600000
4500000
4400000
4300000
4200000
4100000
4000000
3900000
100000
200000
300000
400000
500000
600000
700000
800000
900000
1000000
2x2 Km GGRS87
AOO
632 Km²
EOO
HESPERIIDAE
Spialia
phlomidis
a' : 1722
b' : 93
b'/a' : 5.40%

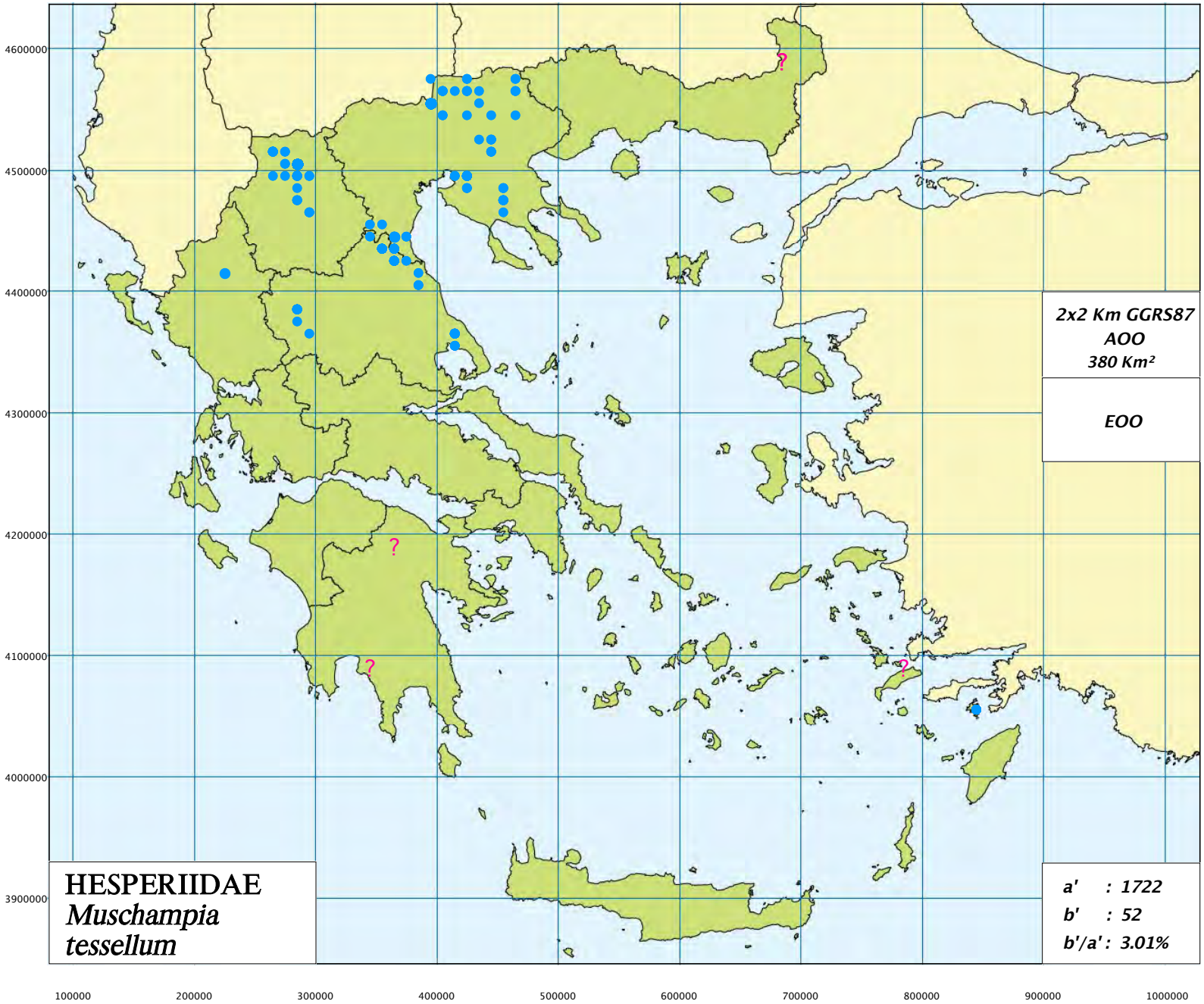
4600000
4500000
4400000
4300000
4200000
4100000
4000000
3900000
100000
200000
300000
400000
500000
600000
700000
800000
900000
1000000
2x2 Km GGRS87
AOO
380 Km²
EOO
HESPERIIDAE
Muschampia
tessellum
a' : 1722
b' : 52
b'/a' : 3.01%

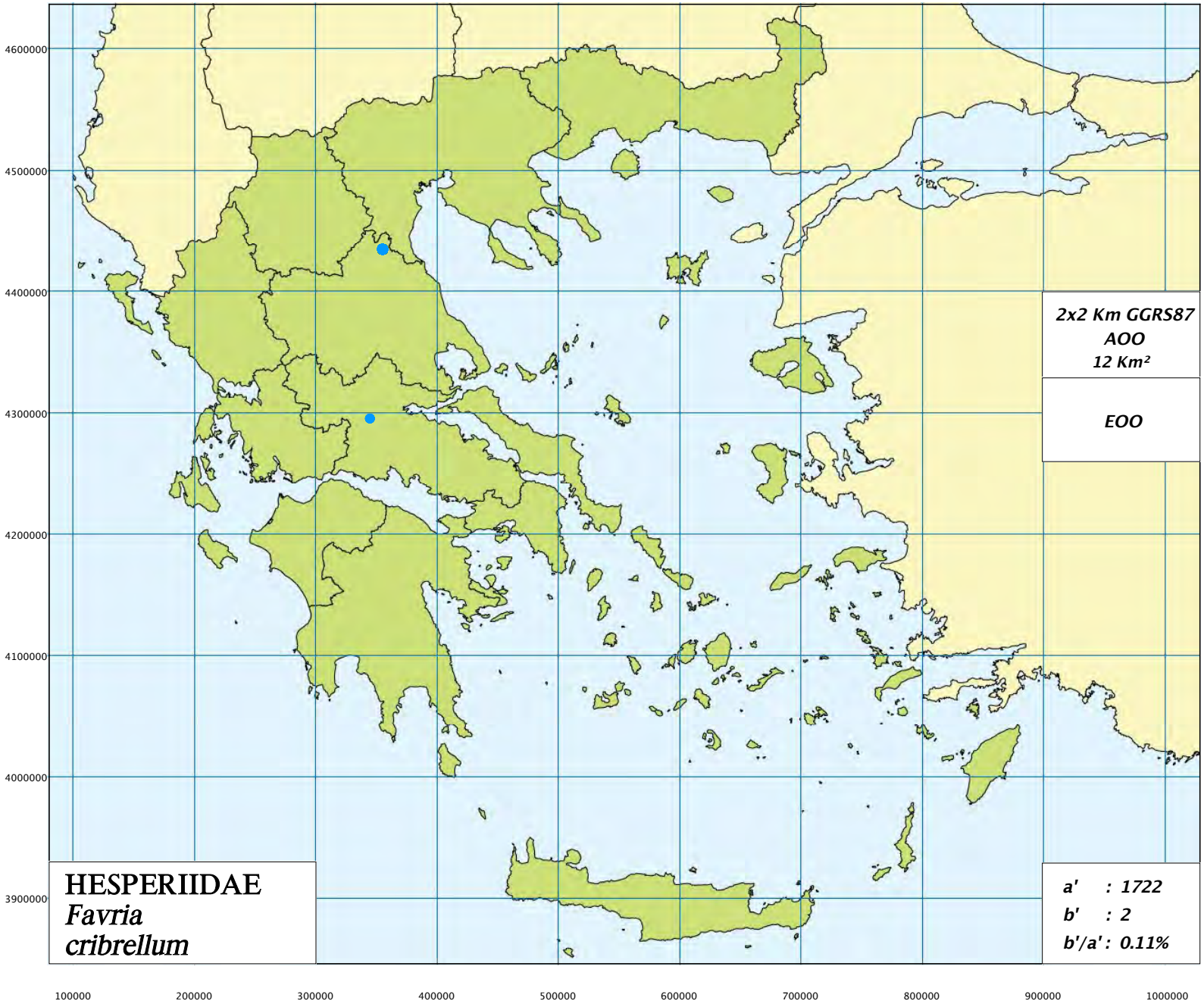
4600000
4500000
4400000
4300000
4200000
4100000
4000000
3900000
100000
200000
300000
400000
500000
600000
700000
800000
900000
1000000
2x2 Km GGRS87
AOO
12 Km²
EOO
HESPERIIDAE
Favria
cribrellum
a' : 1722
b' : 2
b'/a' : 0.11%

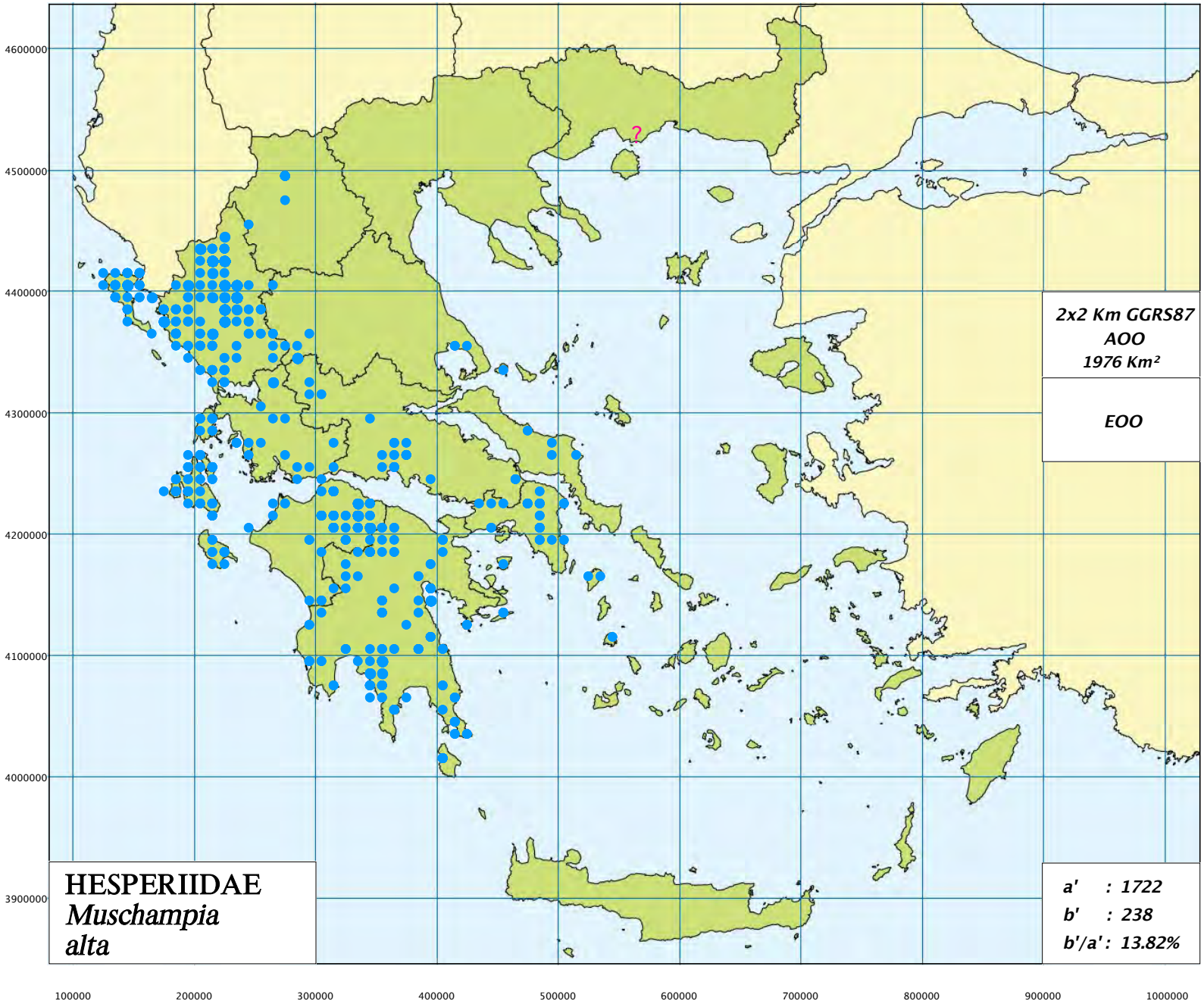
4600000
4500000
4400000
4300000
4200000
4100000
4000000
3900000
100000
200000
300000
400000
500000
600000
700000
800000
900000
1000000
?
2x2 Km GGRS87
AOO
1976 Km²
EOO
HESPERIIDAE
Muschampia
alta
a' : 1722
b' : 238
b'/a' : 13.82%

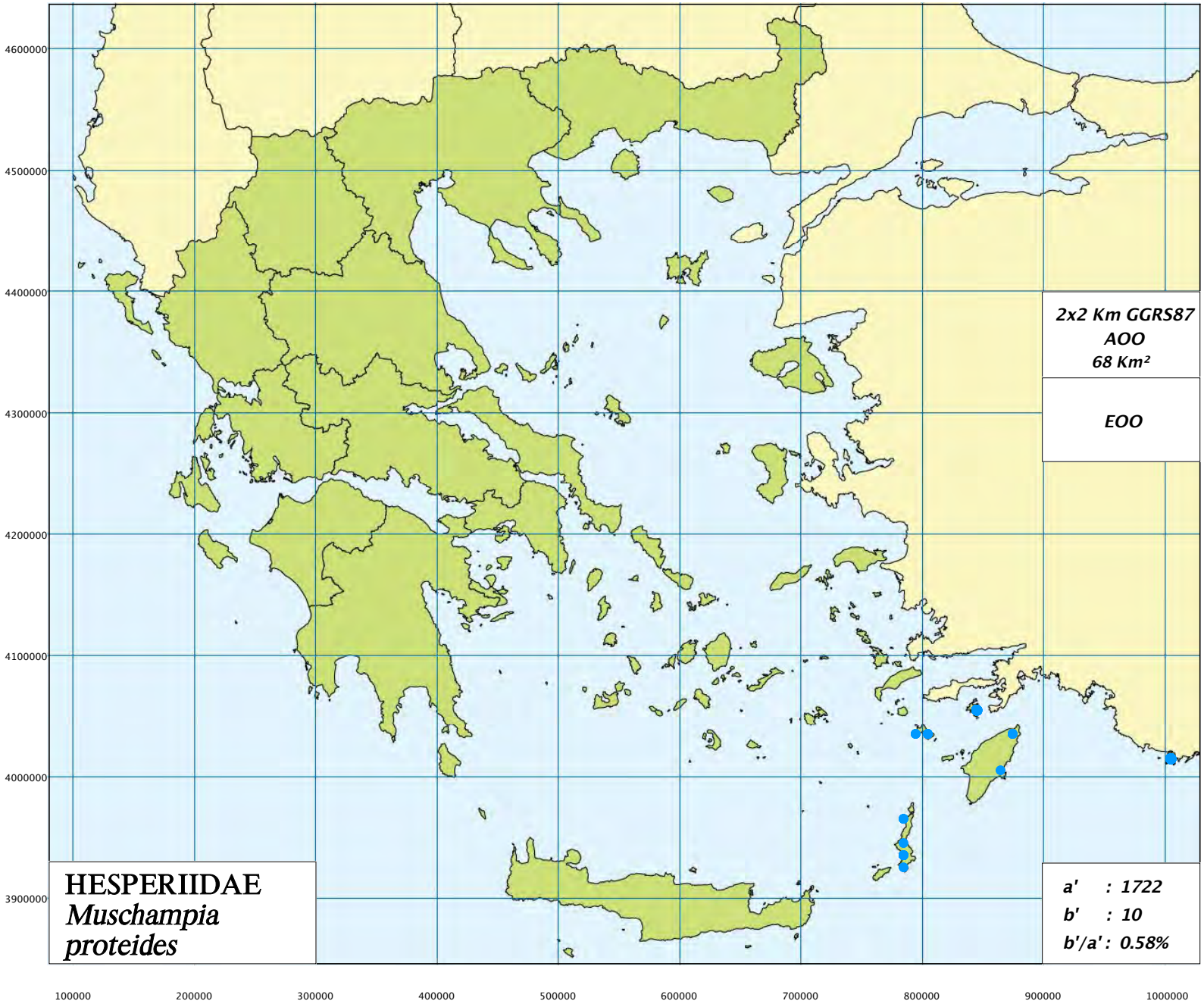
4600000
4500000
4400000
4300000
4200000
4100000
4000000
3900000
100000
200000
300000
400000
500000
600000
700000
800000
900000
1000000
2x2 Km GGRS87
AOO
68 Km²
EOO
HESPERIIDAE
Muschampia proteides
a' : 1722
b' : 10
b'/a' : 0.58%

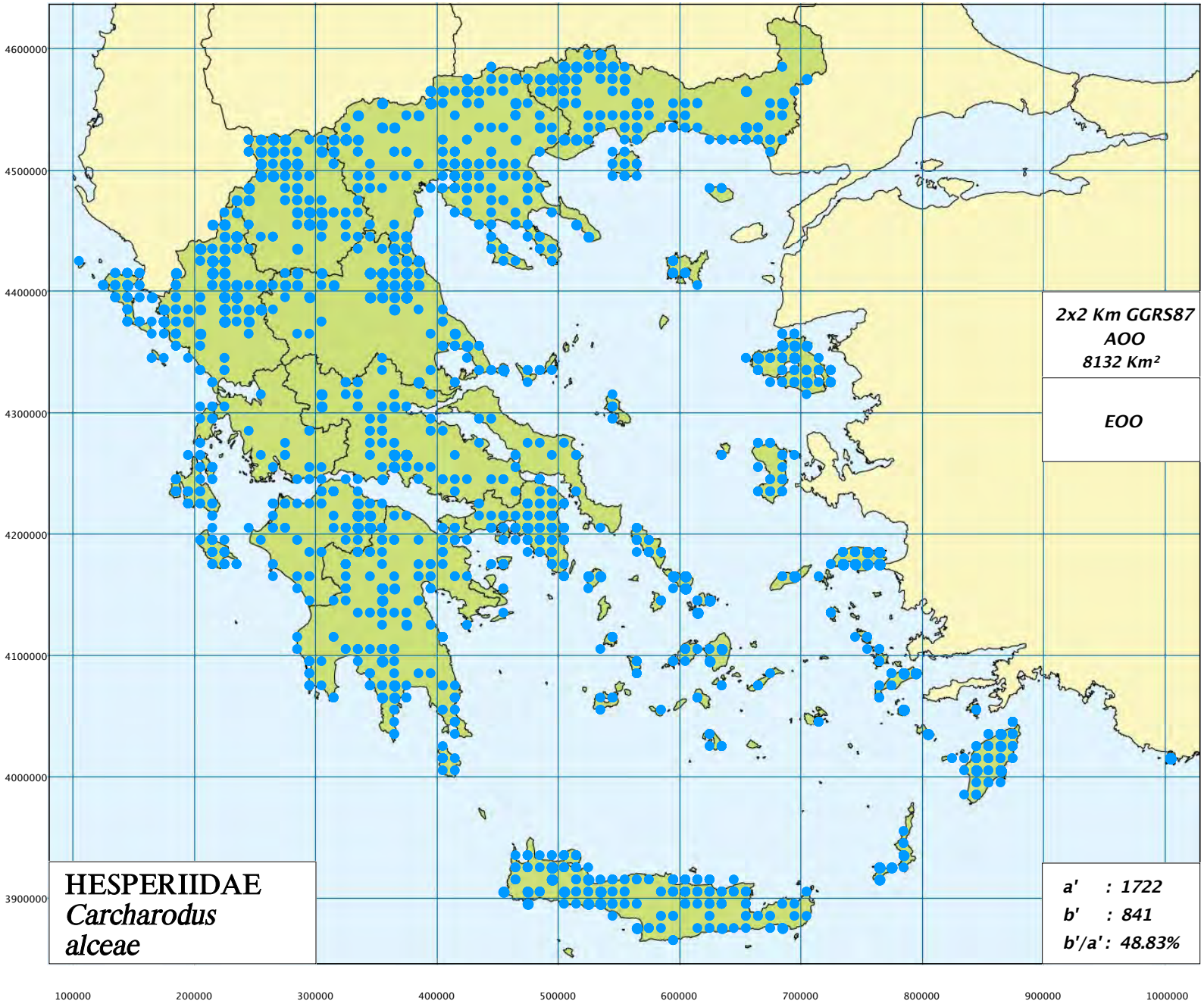
4600000
4500000
4400000
4300000
4200000
4100000
4000000
3900000
100000
200000
300000
400000
500000
600000
700000
800000
900000
1000000
2x2 Km GGRS87
AOO
8132 Km²
EOO
HESPERIIDAE
Carcharodus alceae
a' : 1722
b' : 841
b'/a' : 48.83%

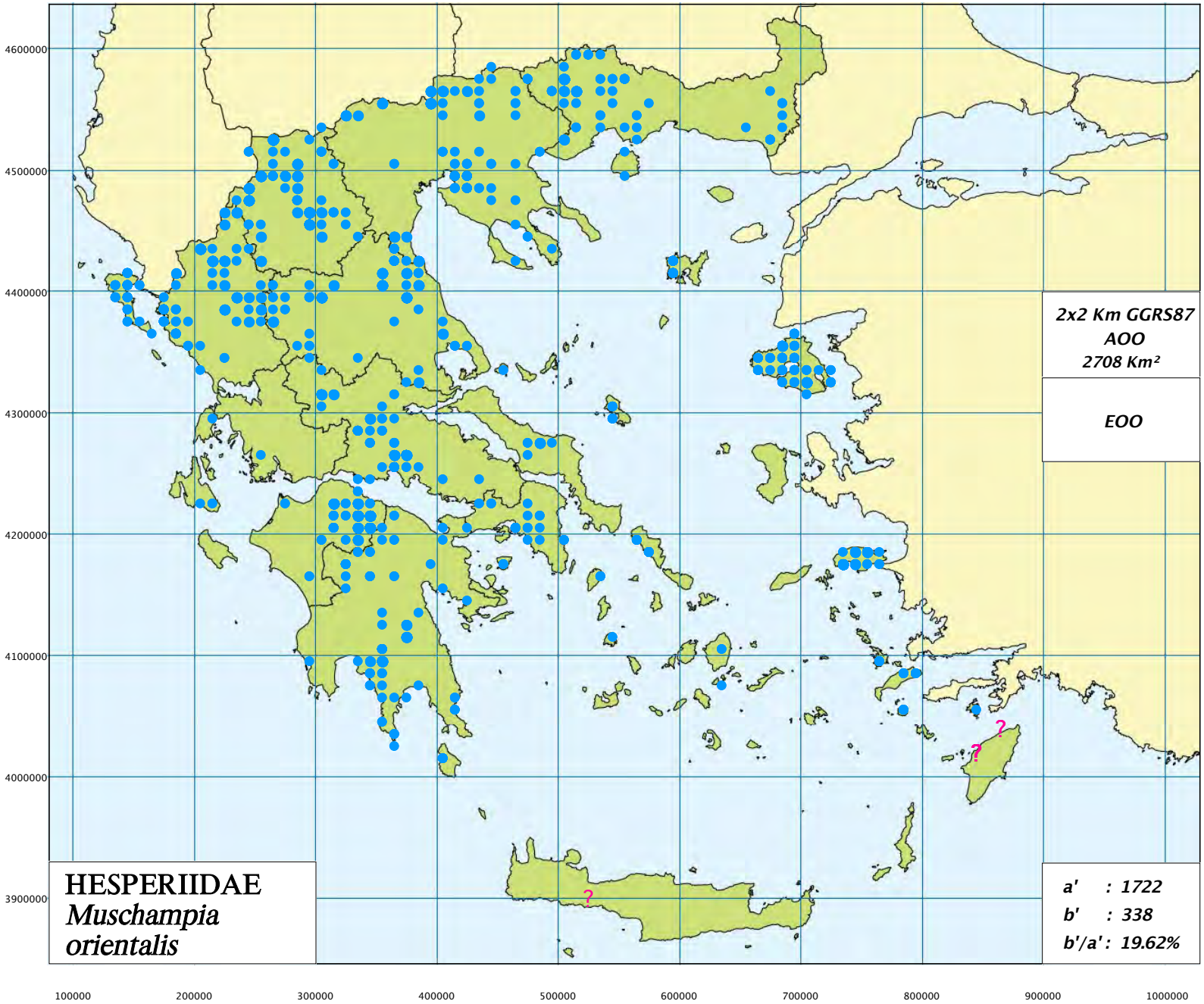
4600000
4500000
4400000
4300000
4200000
4100000
4000000
3900000
100000
200000
300000
400000
500000
600000
700000
800000
900000
1000000
2x2 Km GGRS87
AOO
2708 Km²
EOO
HESPERIIDAE
Muschampia orientalis
a' : 1722
b' : 338
b'/a' : 19.62%

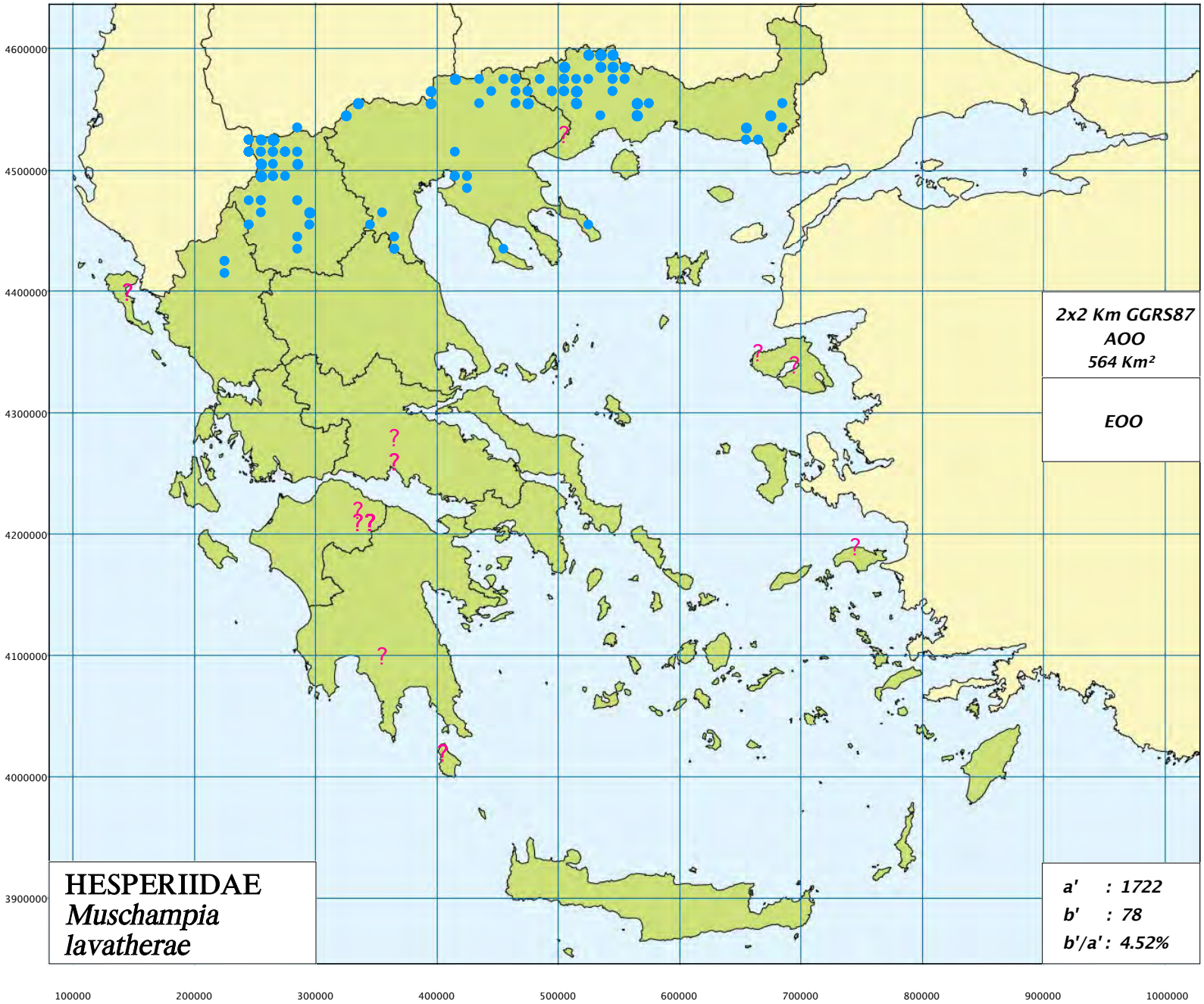
4600000
4500000
4400000
4300000
4200000
4100000
4000000
3900000
100000
200000
300000
400000
500000
600000
700000
800000
900000
1000000
2x2 Km GGRS87
AOO
564 Km²
EOO
HESPERIIDAE
Muschampia
lavatherae
a' : 1722
b' : 78
b'/a' : 4.52%

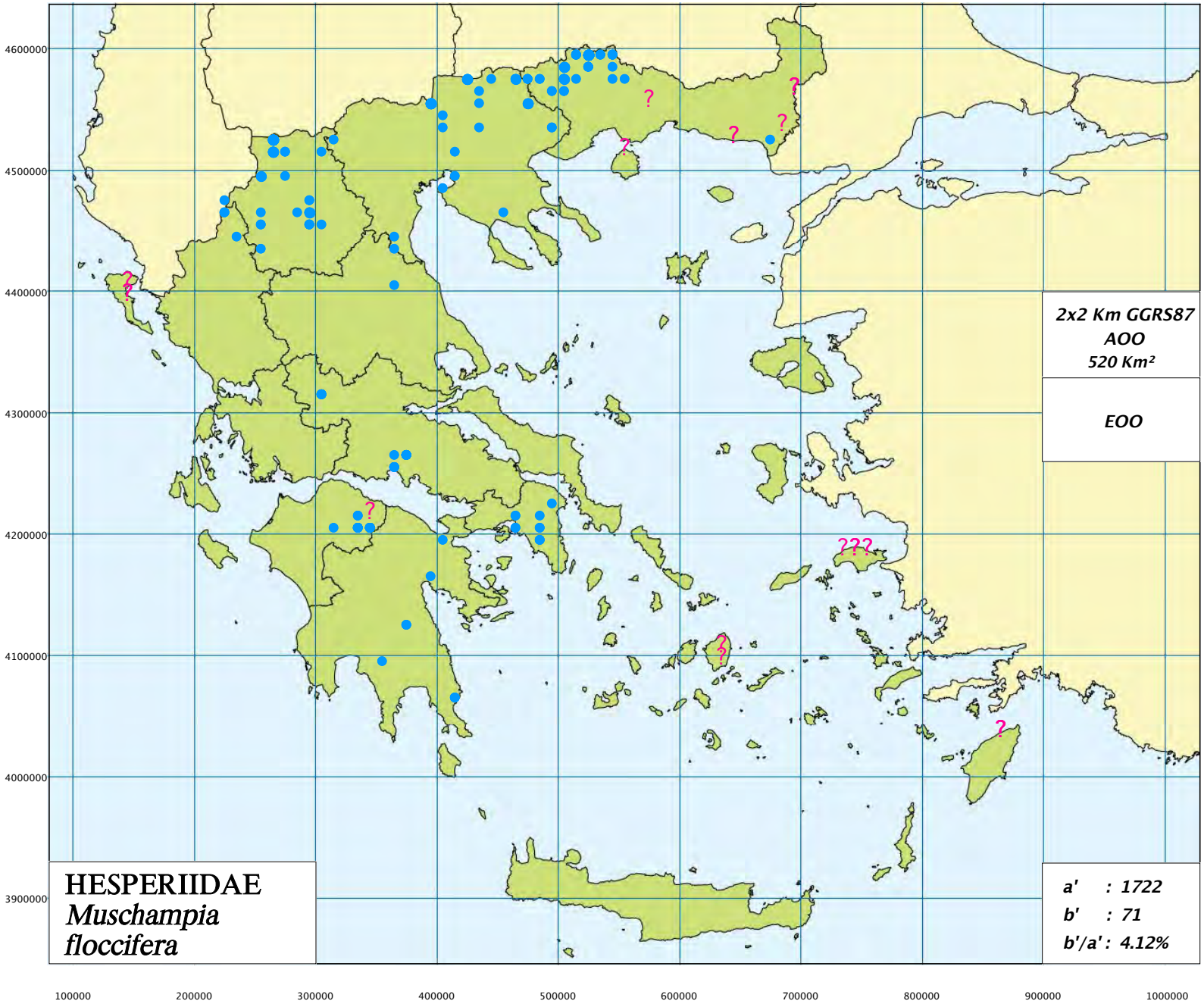
4600000
4500000
4400000
4300000
4200000
4100000
4000000
3900000
100000
200000
300000
400000
500000
600000
700000
800000
900000
1000000
2x2 Km GGRS87
AOO
520 Km²
EOO
HESPERIIDAE
Muschampia floccifera
a' : 1722
b' : 71
b'/a' : 4.12%

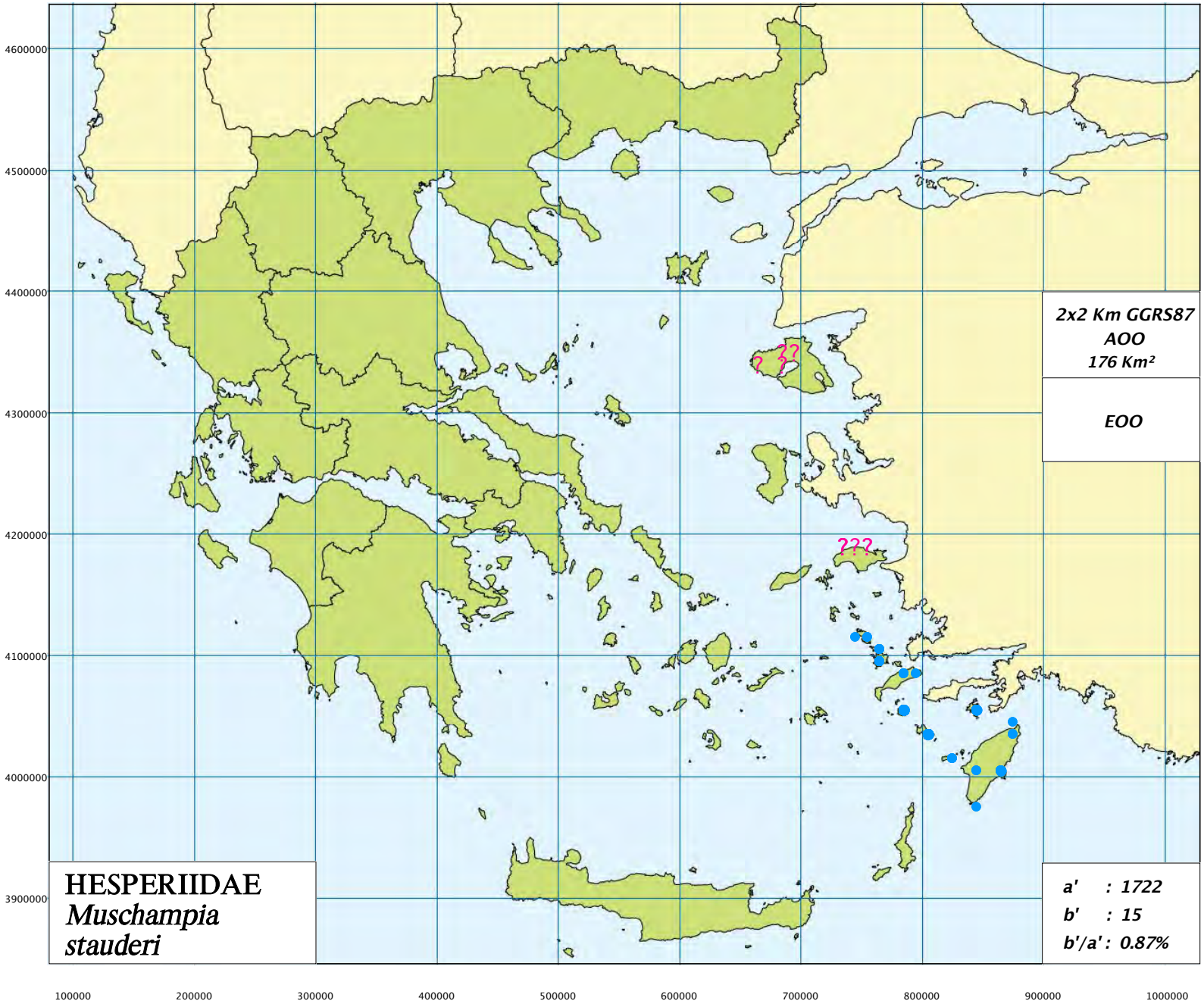
4600000
4500000
4400000
4300000
4200000
4100000
4000000
3900000
100000
200000
300000
400000
500000
600000
700000
800000
900000
1000000
??
?
?
???
2x2 Km GGRS87
AOO
176 Km²
EOO
HESPERIIDAE
Muschampia
stauderi
a' : 1722
b' : 15
b'/a' : 0.87%

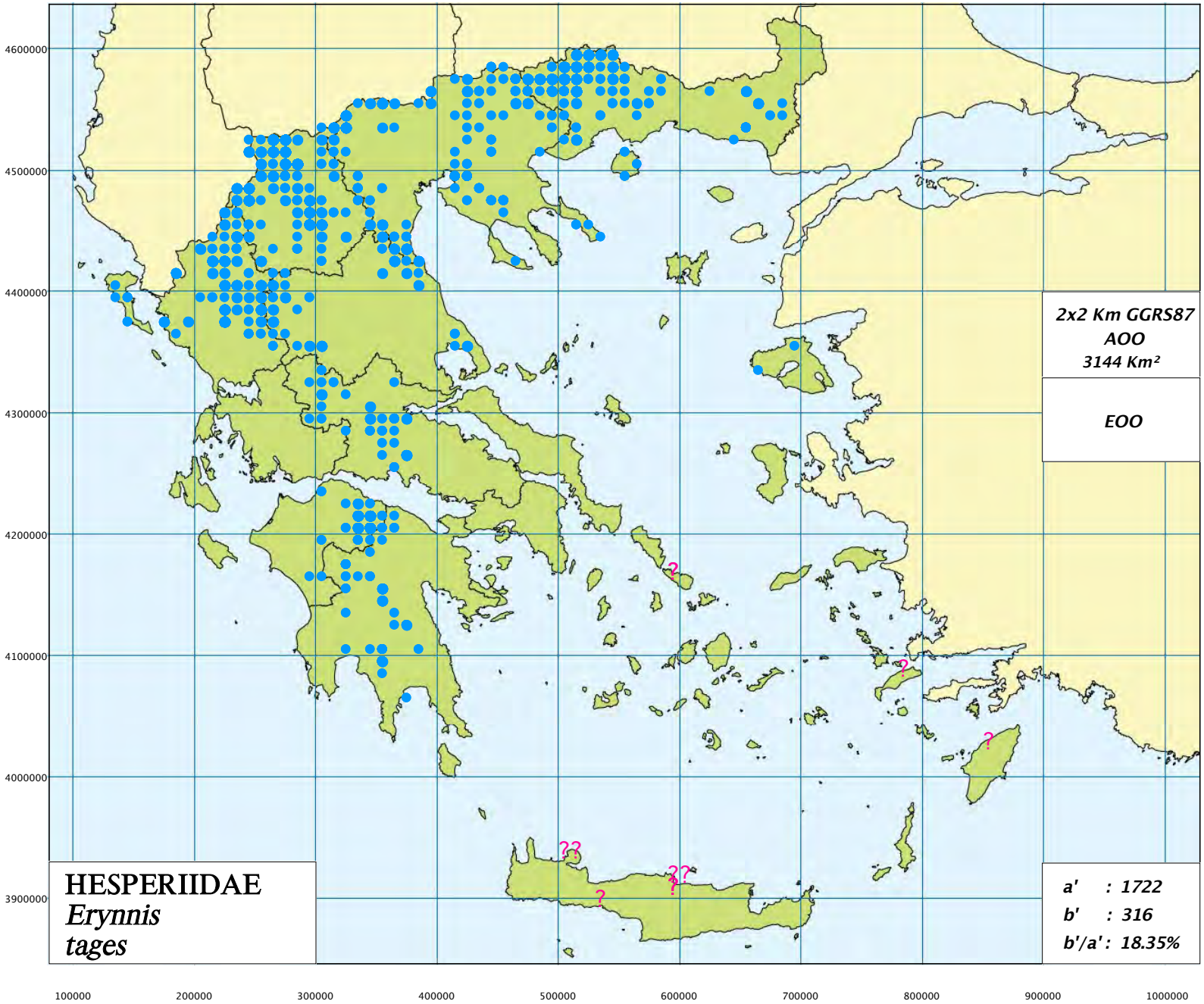
4600000
4500000
4400000
4300000
4200000
4100000
4000000
3900000
100000
200000
300000
400000
500000
600000
700000
800000
900000
1000000
2x2 Km GGRS87
AOO
3144 Km²
EOO
HESPERIIDAE
Erynnis
tages
a' : 1722
b' : 316
b'/a' : 18.35%

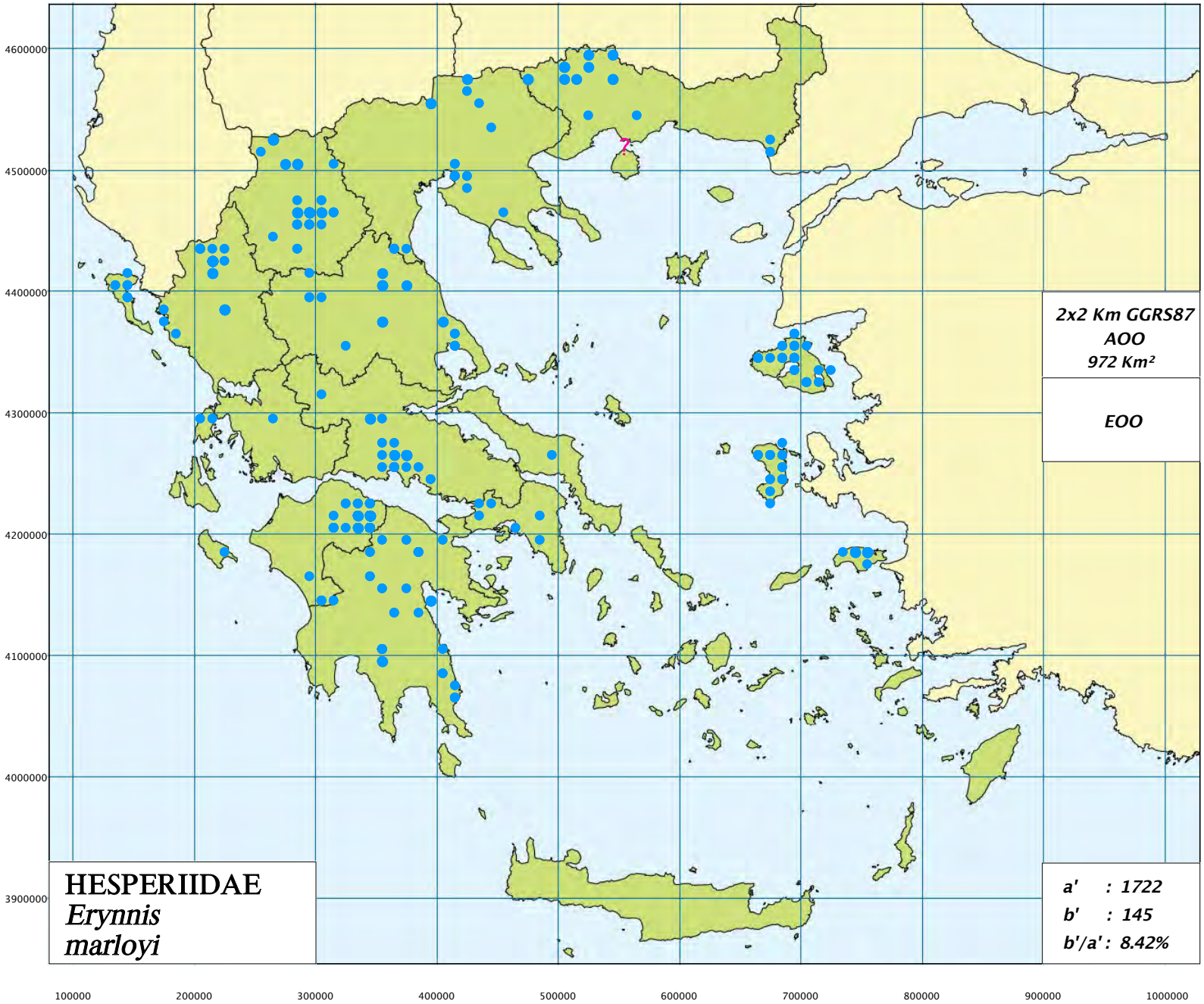
4600000
4500000
4400000
4300000
4200000
4100000
4000000
3900000
100000
200000
300000
400000
500000
600000
700000
800000
900000
1000000
?
2x2 Km GGRS87
AOO
972 Km²
EOO
HESPERIIDAE
Erynnis
marloyi
a' : 1722
b' : 145
b'/a' : 8.42%

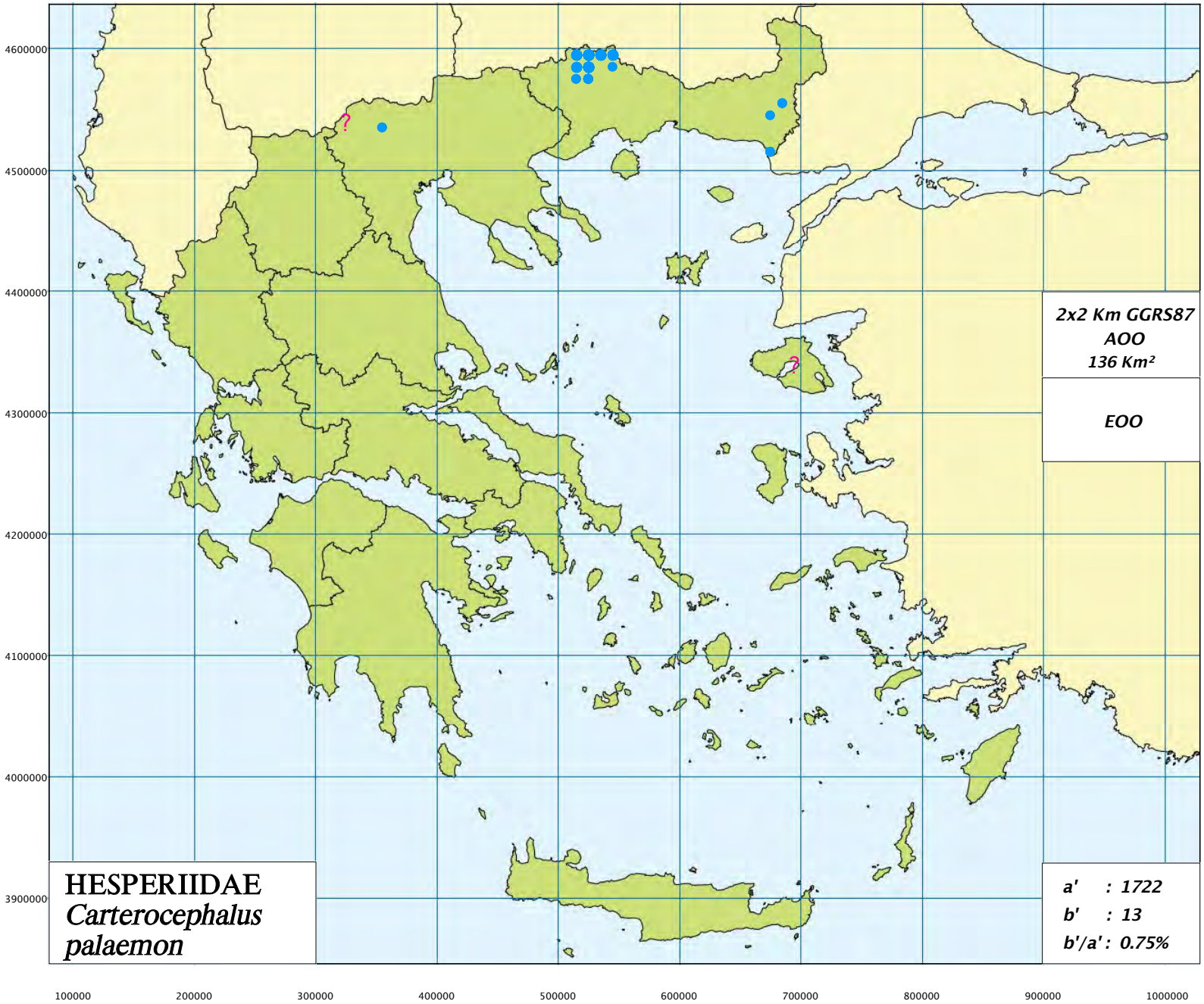
4600000
4500000
4400000
4300000
4200000
4100000
4000000
3900000
100000
200000
300000
400000
500000
600000
700000
800000
900000
1000000
2x2 Km GGRS87
AOO
136 Km²
EOO
HESPERIIDAE
Carterocephalus palaemon
a' : 1722
b' : 13
b'/a' : 0.75%

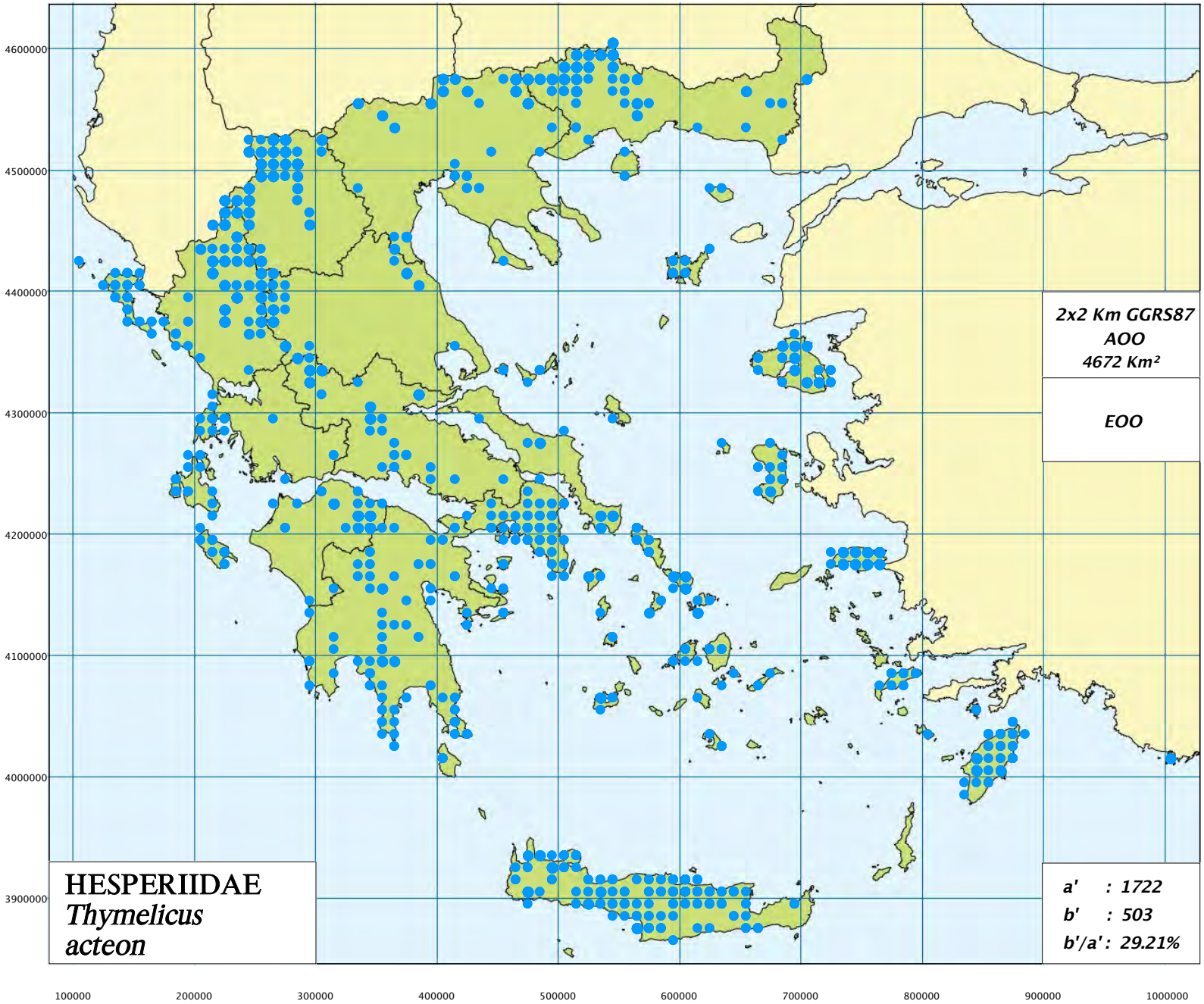
4600000
4500000
4400000
4300000
4200000
4100000
4000000
3900000
100000
200000
300000
400000
500000
600000
700000
800000
900000
1000000
2x2 Km GGRS87
AOO
4672 Km²
EOO
HESPERIIDAE
Thymelicus
acteon
a' : 1722
b' : 503
b'/a' : 29.21%

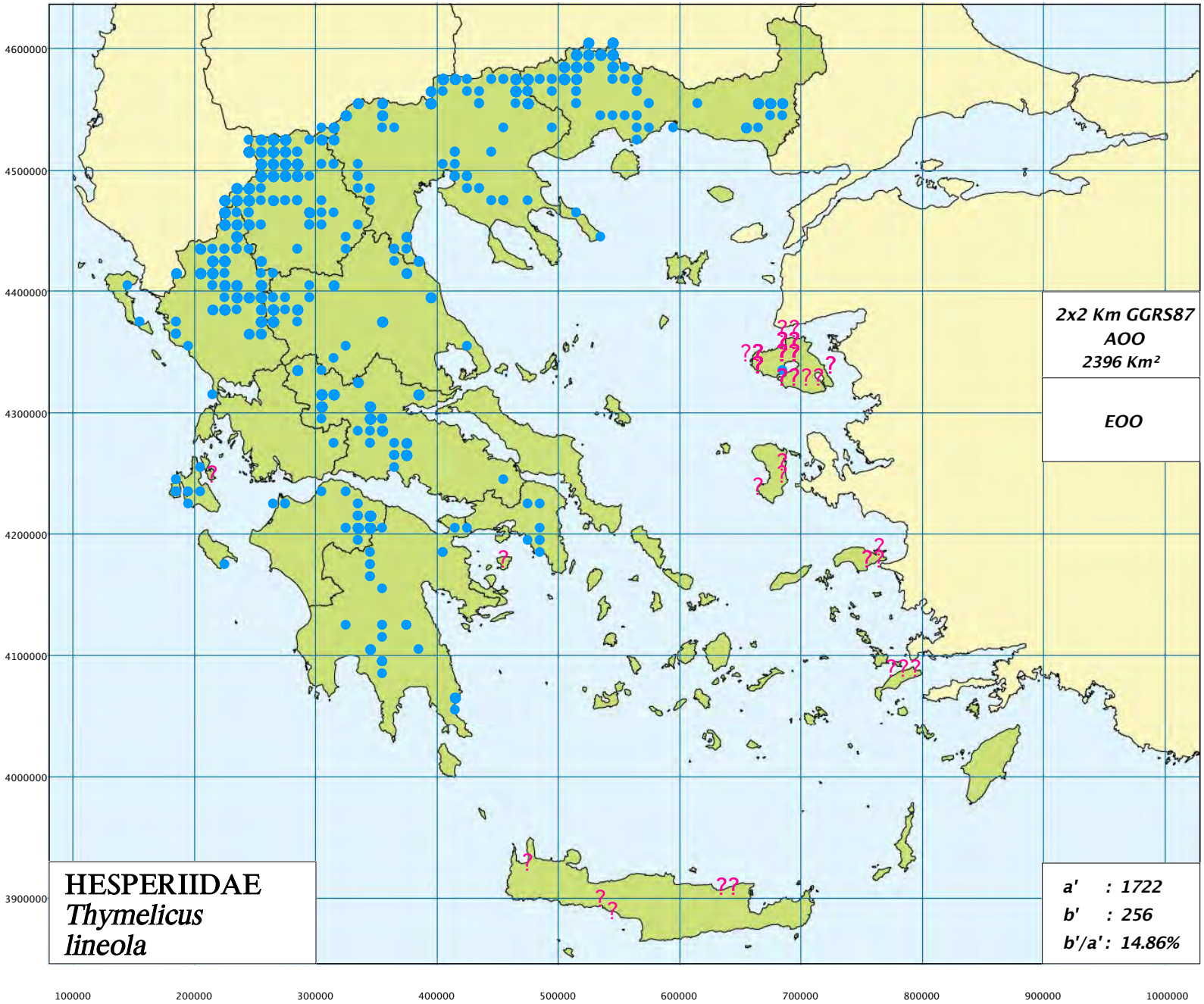
4600000
4500000
4400000
4300000
4200000
4100000
4000000
3900000
100000
200000
300000
400000
500000
600000
700000
800000
900000
1000000
2x2 Km GGRS87
AOO
2396 Km²
EOO
HESPERIIDAE
Thymelicus
lineola
a' : 1722
b' : 256
b'/a' : 14.86%

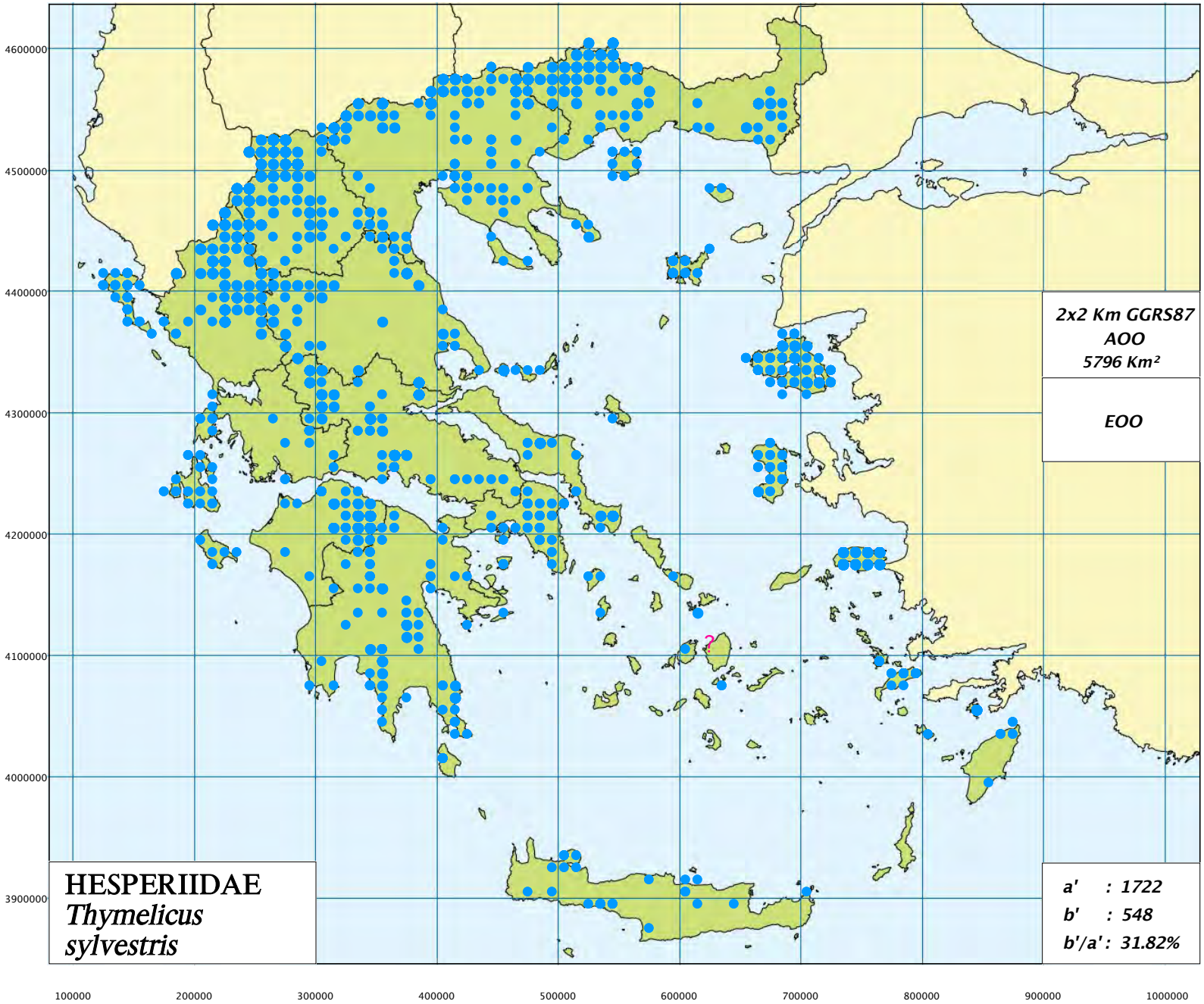
4600000
4500000
4400000
4300000
4200000
4100000
4000000
3900000
100000
200000
300000
400000
500000
600000
700000
800000
900000
1000000
2x2 Km GGRS87
AOO
5796 Km²
EOO
HESPERIIDAE
Thymelicus
sylvestris
a' : 1722
b' : 548
b'/a' : 31.82%

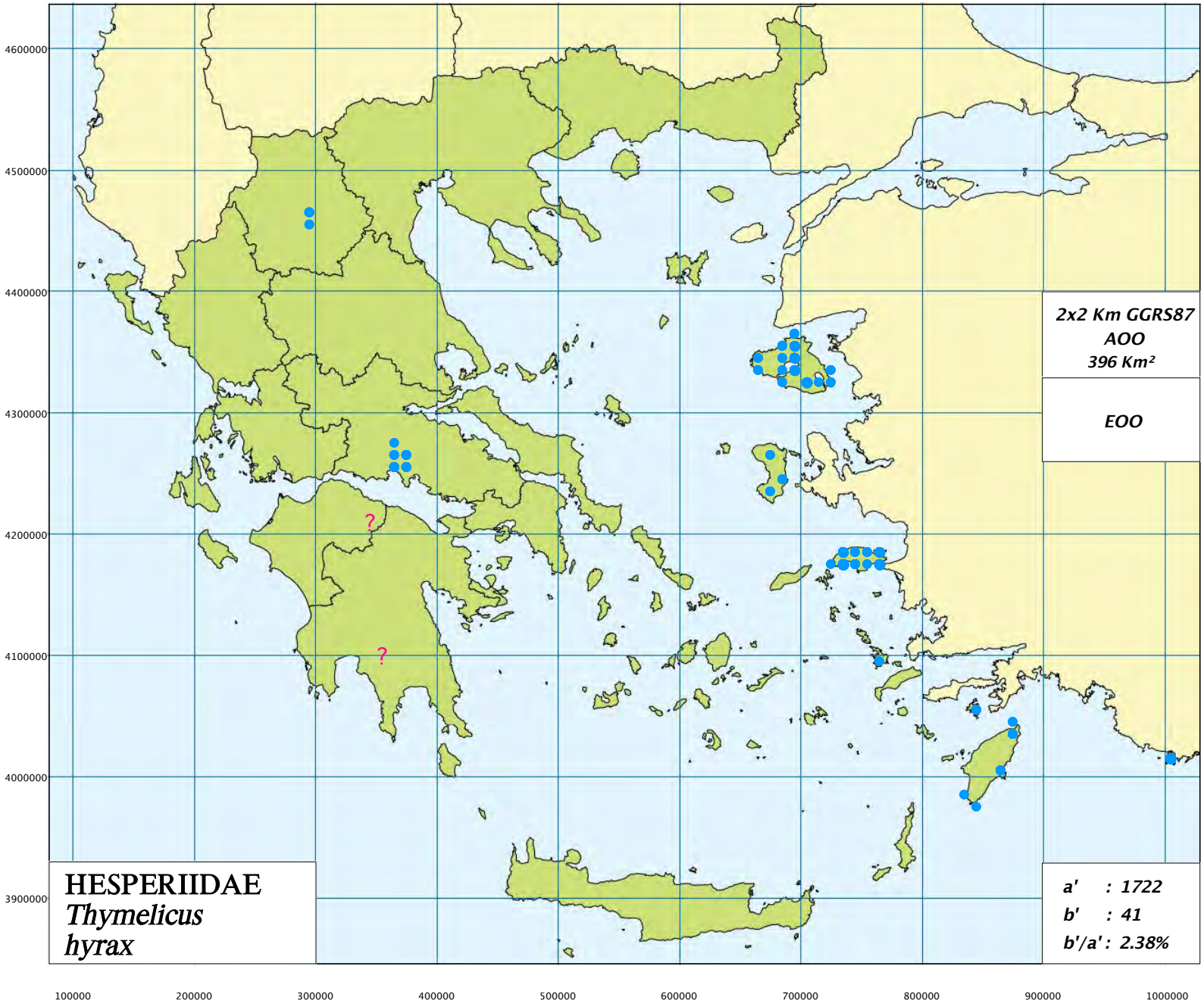
4600000
4500000
4400000
4300000
4200000
4100000
4000000
3900000
100000
200000
300000
400000
500000
600000
700000
800000
900000
1000000
?
?
2x2 Km GGRS87
AOO
396 Km²
EOO
HESPERIIDAE
Thymelicus
hyrax
a' : 1722
b' : 41
b'/a' : 2.38%

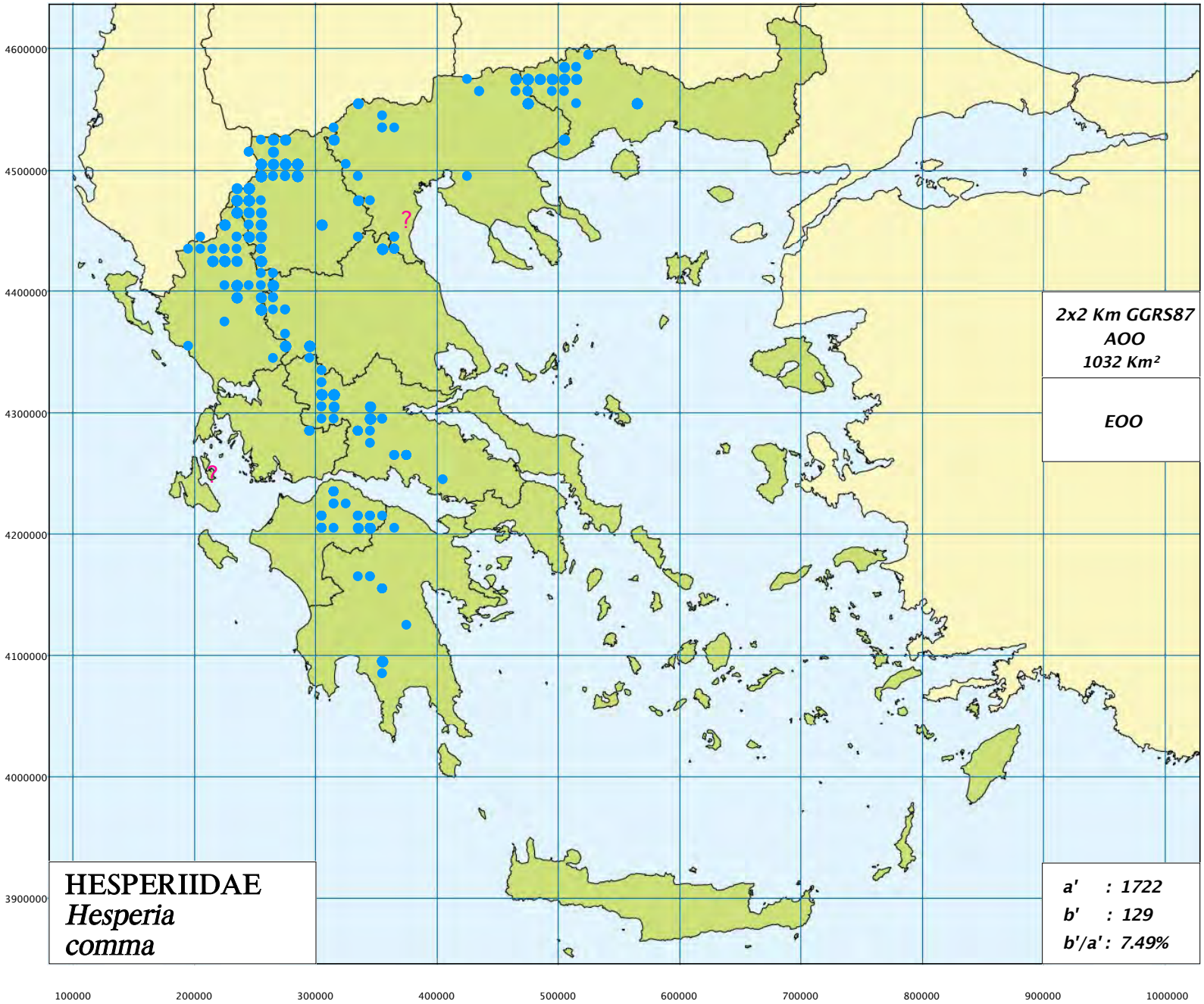
4600000
4500000
4400000
4300000
4200000
4100000
4000000
3900000
100000
200000
300000
400000
500000
600000
700000
800000
900000
1000000
2x2 Km GGRS87
AOO
1032 Km²
EOO
HESPERIIDAE
Hesperia
comma
a' : 1722
b' : 129
b'/a' : 7.49%

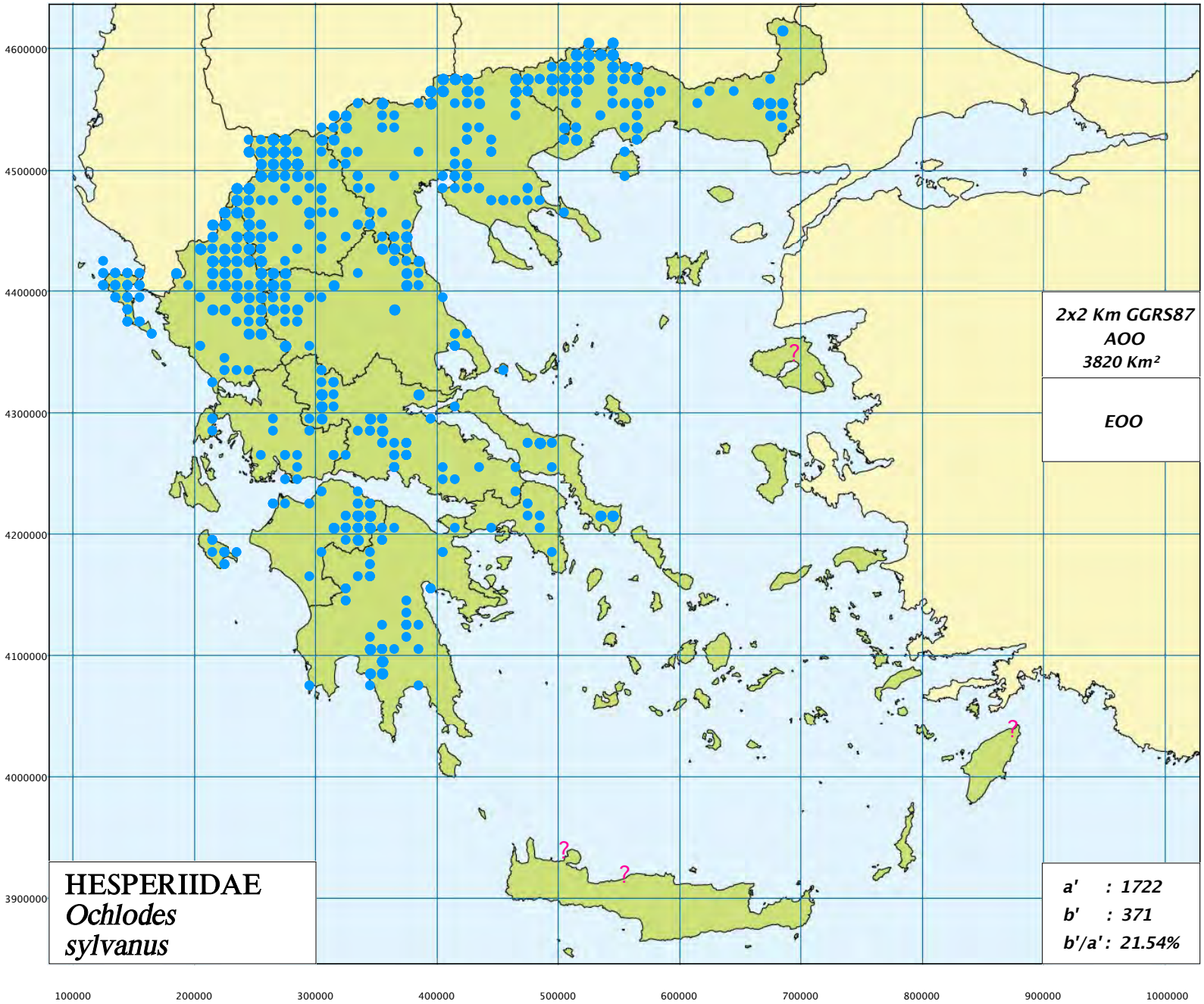
4600000
4500000
4400000
4300000
4200000
4100000
4000000
3900000
100000
200000
300000
400000
500000
600000
700000
800000
900000
1000000
2x2 Km GGRS87
AOO
3820 Km²
EOO
HESPERIIDAE
Ochlodes
sylvanus
a' : 1722
b' : 371
b'/a' : 21.54%

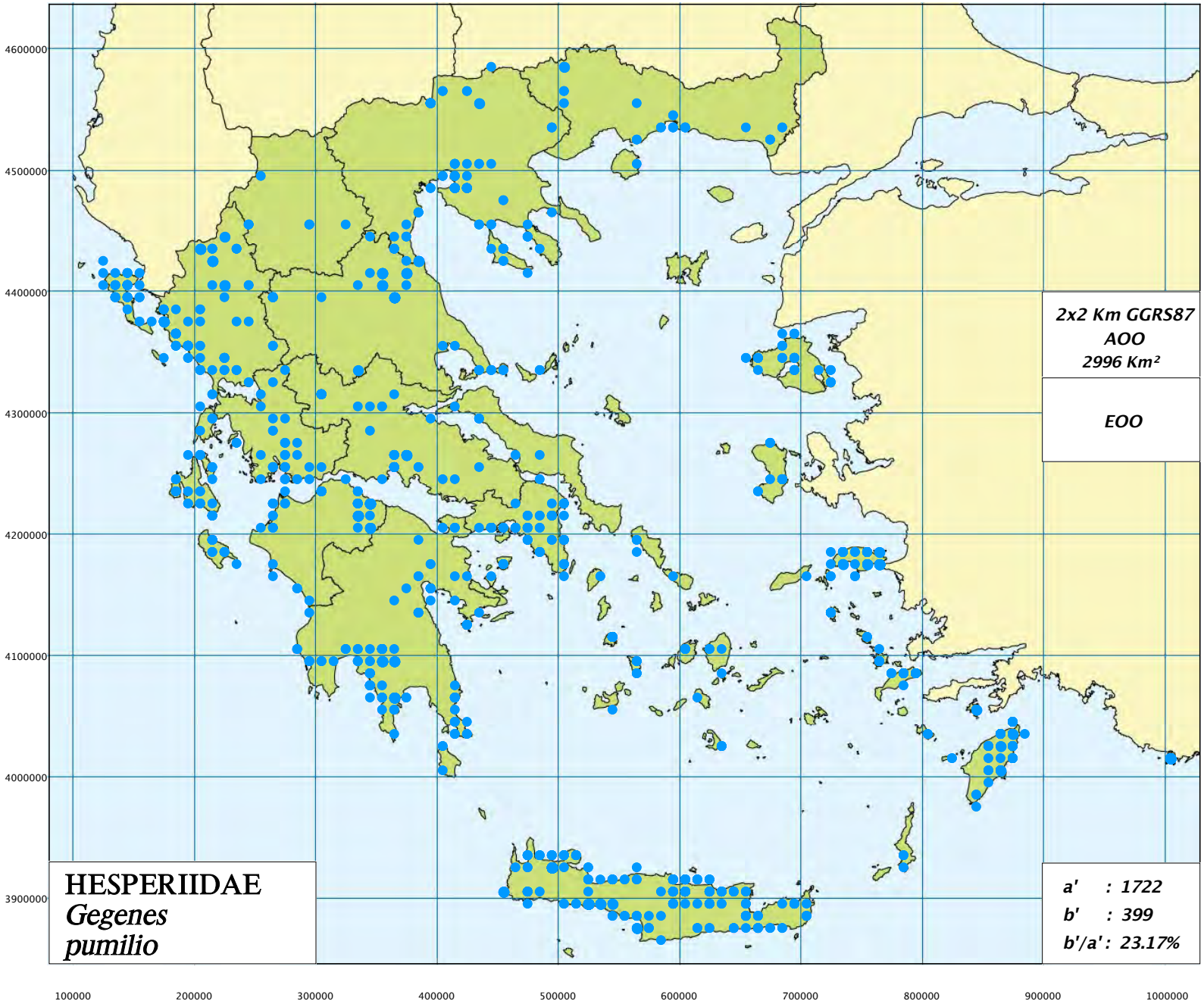
4600000
4500000
4400000
4300000
4200000
4100000
4000000
3900000
100000
200000
300000
400000
500000
600000
700000
800000
900000
1000000
2x2 Km GGRS87
AOO
2996 Km²
EOO
HESPERIIDAE
Gegenes
pumilio
a' : 1722
b' : 399
b'/a' : 23.17%

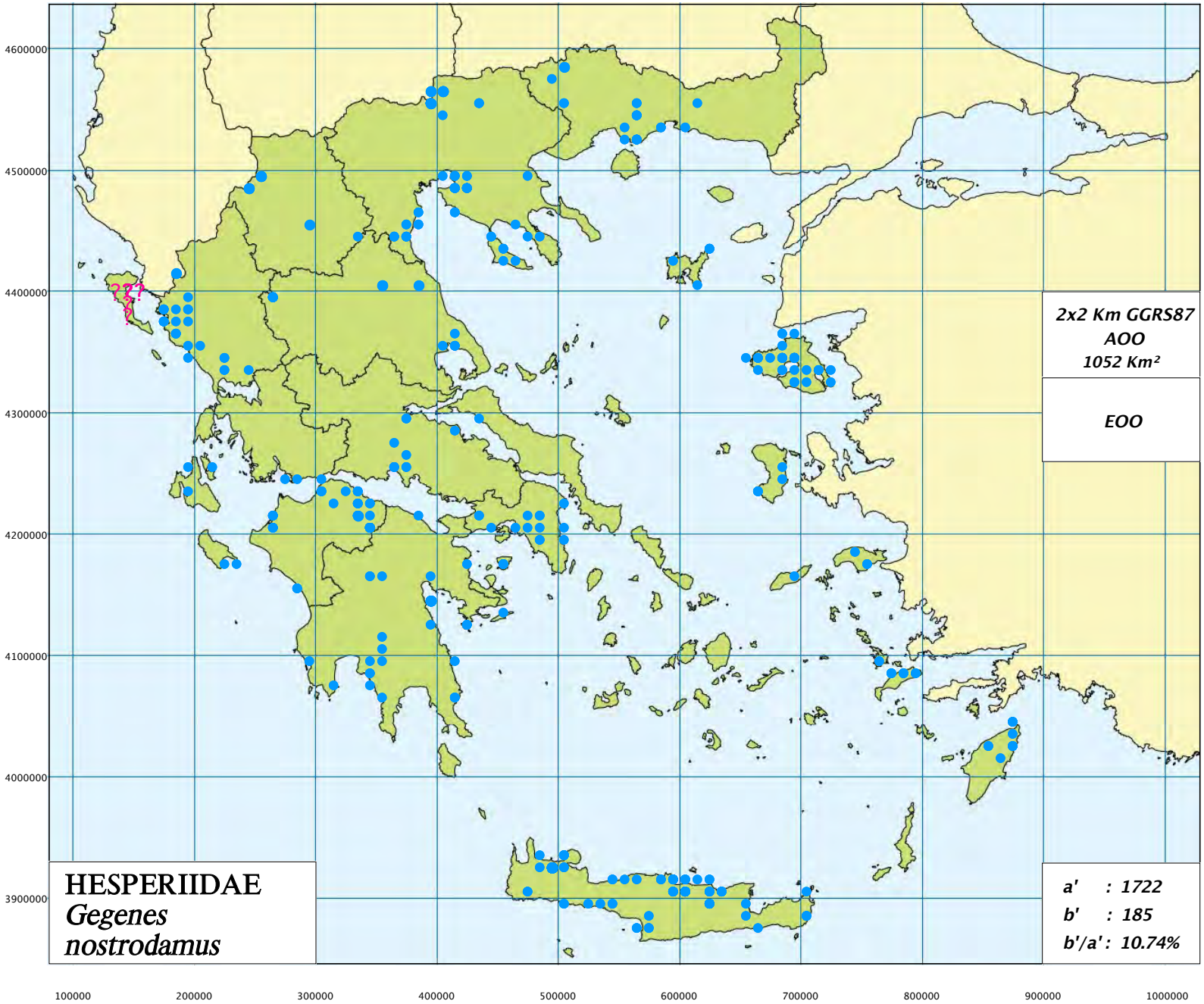
4600000
4500000
4400000
4300000
4200000
4100000
4000000
3900000
100000
200000
300000
400000
500000
600000
700000
800000
900000
1000000
2x2 Km GGRS87
AOO
1052 Km²
EOO
HESPERIIDAE
Gegenes
nostrodamus
a' : 1722
b' : 185
b'/a' : 10.74%

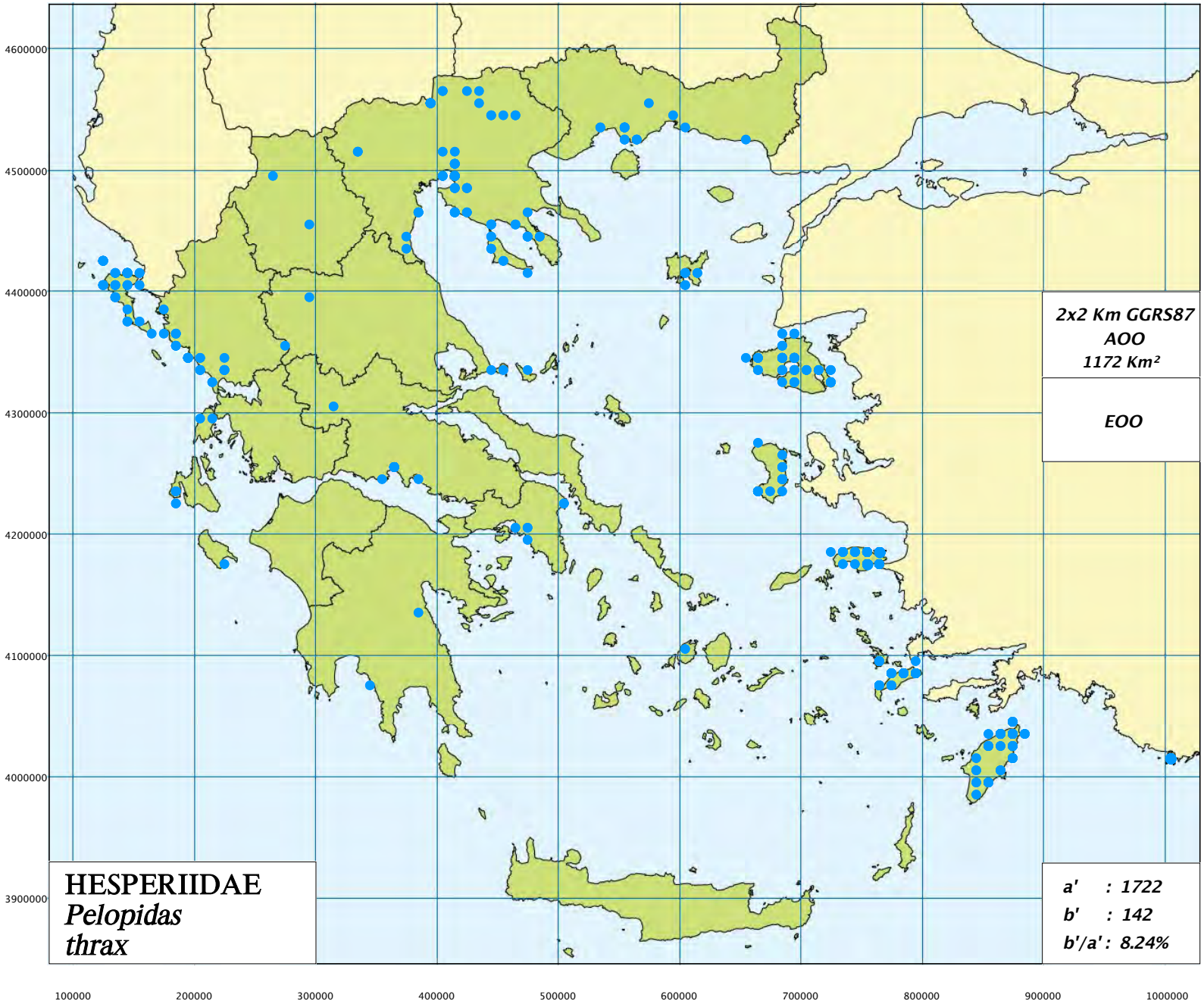
4600000
4500000
4400000
4300000
4200000
4100000
4000000
3900000
100000
200000
300000
400000
500000
600000
700000
800000
900000
1000000
2x2 Km GGRS87
AOO
1172 Km²
EOO
HESPERIIDAE
Pelopidas
thrax
a' : 1722
b' : 142
b'/a' : 8.24%


4600000
4500000
4400000
4300000
4200000
4100000
4000000
3900000
100000
200000
300000
400000
500000
600000
700000
800000
900000
1000000
2x2 Km GGRS87
AOO
4 Km²
EOO
NYMPHALIDAE
Thaleropis
ionia
a' : 1722
b' : 1
b'/a' : 0.05%

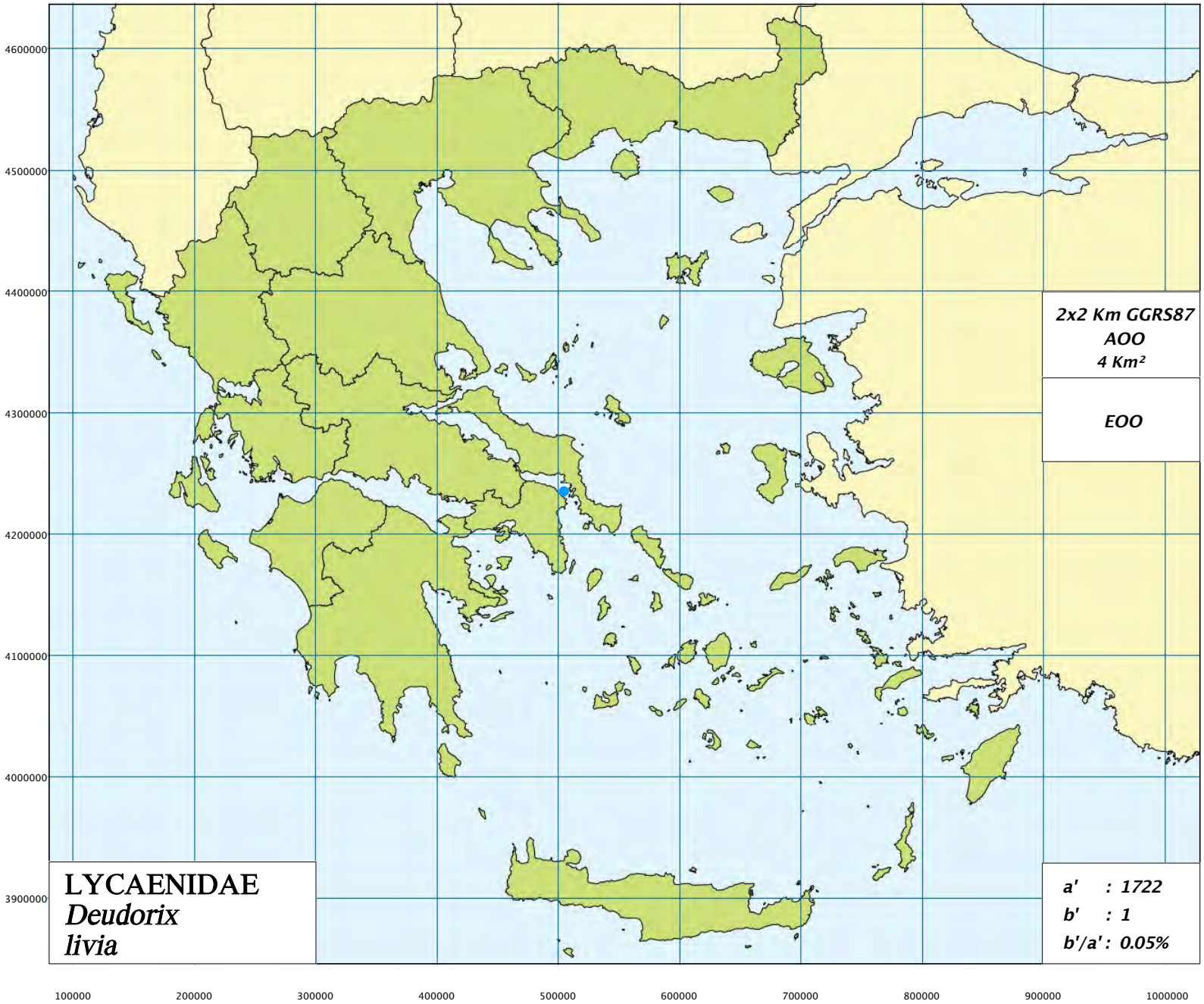
4600000
4500000
4400000
4300000
4200000
4100000
4000000
3900000
100000
200000
300000
400000
500000
600000
700000
800000
900000
1000000
2x2 Km GGRS87
AOO
4 Km²
EOO
LYCAENIDAE
Deudorix
livia
a' : 1722
b' : 1
b'/a' : 0.05%

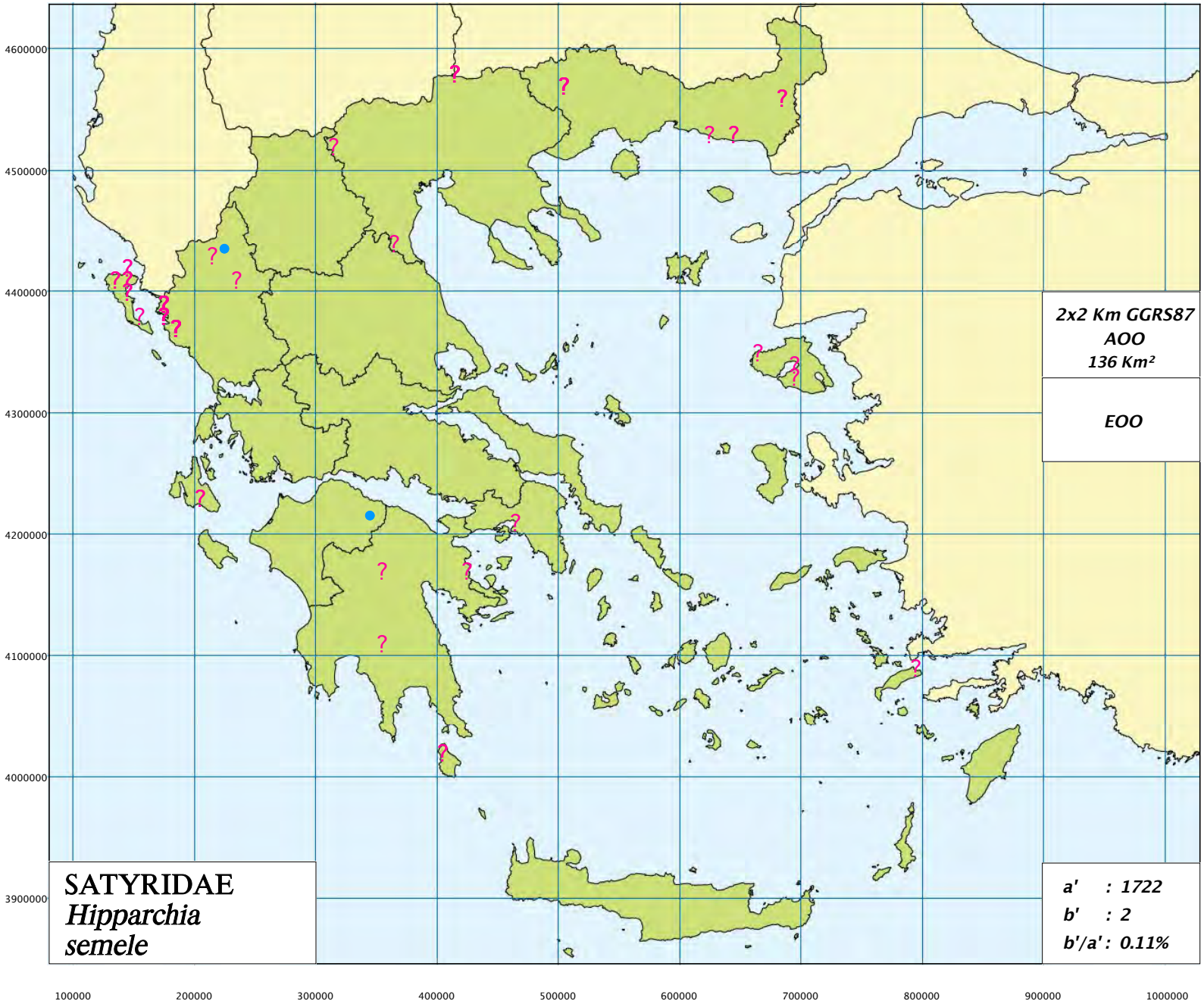
4600000
4500000
4400000
4300000
4200000
4100000
4000000
3900000
100000
200000
300000
400000
500000
600000
700000
800000
900000
1000000
2x2 Km GGRS87
AOO
136 Km²
EOO
SATYRIDAE
Hipparchia
semele
a' : 1722
b' : 2
b'/a' : 0.11%